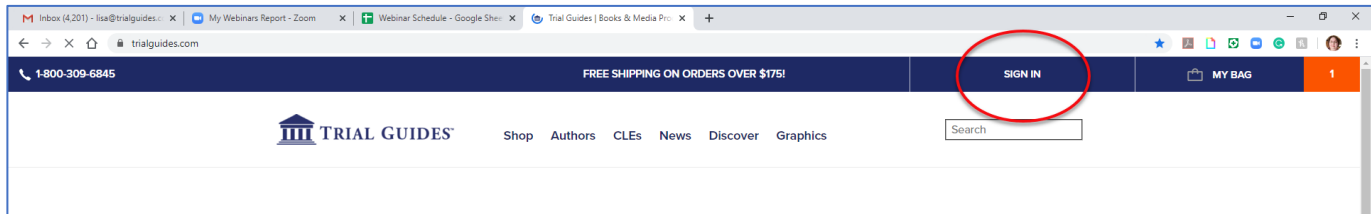
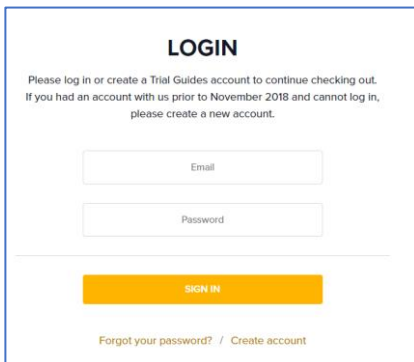


1. Go to [www.trialguides.com](http://www.trialguides.com)
2. Click on the “sign in” in the top ribbon.

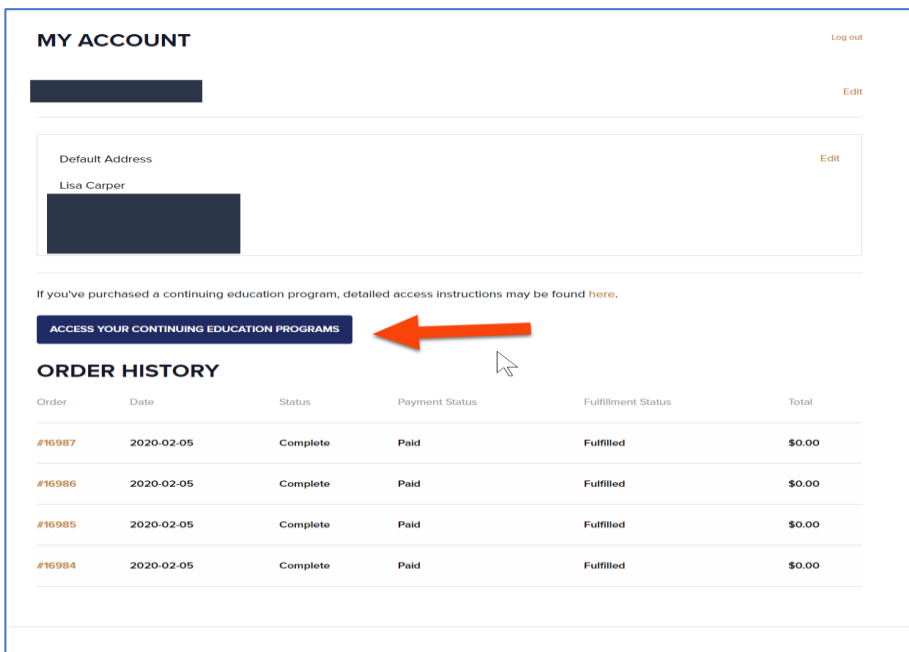


3. Log in to your Trial Guides account.



The screenshot shows the Trial Guides login page. The page has a white background with a blue border. At the top, the word 'LOGIN' is centered in bold. Below it, there is a short paragraph of text: 'Please log in or create a Trial Guides account to continue checking out. If you had an account with us prior to November 2018 and cannot log in, please create a new account.' There are two input fields: 'Email' and 'Password'. Below these fields is a large yellow 'SIGN IN' button. At the bottom, there are two links: 'Forgot your password?' and 'Create account'.

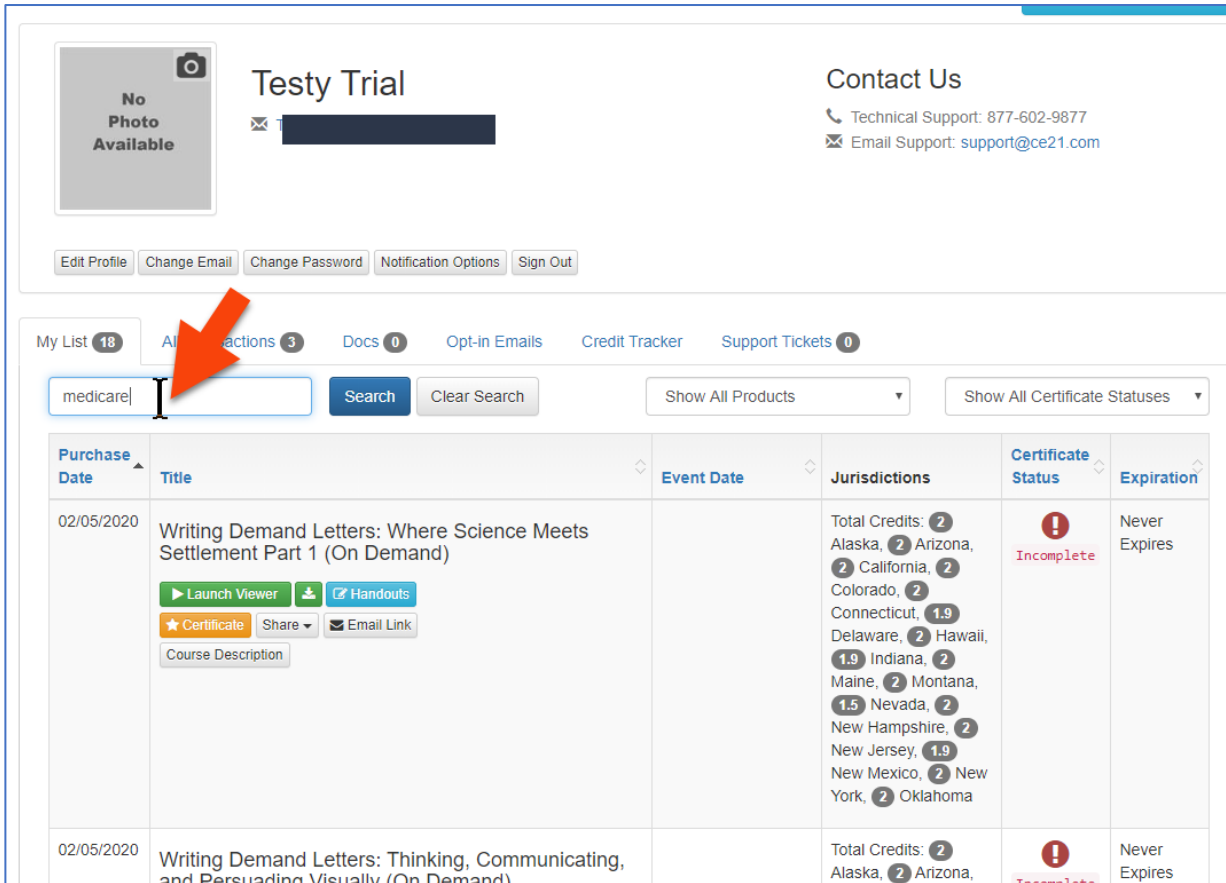
4. Select “Access Your Continuing Education Programs” just above your order history.



The screenshot shows the 'MY ACCOUNT' page. The page has a white background with a blue border. At the top left, the text 'MY ACCOUNT' is displayed. To the right, there are links for 'Log out' and 'Edit'. Below this, there is a section for 'Default Address' with the name 'Lise Carper' and a redacted address. Below the address section, there is a link: 'If you've purchased a continuing education program, detailed access instructions may be found [here](#).' Below this link is a blue button with white text: 'ACCESS YOUR CONTINUING EDUCATION PROGRAMS'. A red arrow points to this button. Below the button is the 'ORDER HISTORY' section, which contains a table with columns for 'Order', 'Date', 'Status', 'Payment Status', 'Fulfillment Status', and 'Total'.

Order	Date	Status	Payment Status	Fulfillment Status	Total
#16987	2020-02-05	Complete	Paid	Fulfilled	\$0.00
#16986	2020-02-05	Complete	Paid	Fulfilled	\$0.00
#16985	2020-02-05	Complete	Paid	Fulfilled	\$0.00
#16984	2020-02-05	Complete	Paid	Fulfilled	\$0.00

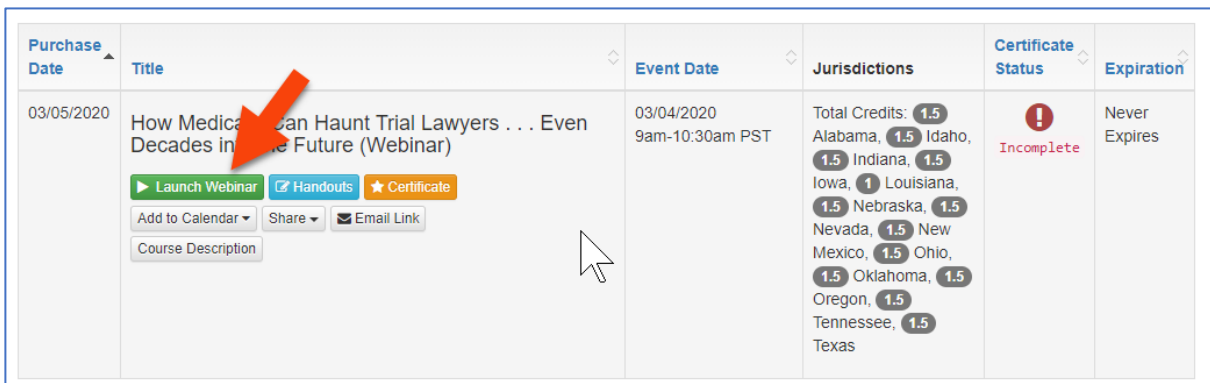
5. Search for the desired program. You can search by any word in the title of the program.



The screenshot shows a user profile for 'Testy Trial' with a search bar containing 'medicare'. Below the search bar is a table of programs. An orange arrow points to the search input field.

Purchase Date	Title	Event Date	Jurisdictions	Certificate Status	Expiration
02/05/2020	Writing Demand Letters: Where Science Meets Settlement Part 1 (On Demand)		Total Credits: 2 Alaska, 2 Arizona, 2 California, 2 Colorado, 2 Connecticut, 1.9 Delaware, 2 Hawaii, 1.9 Indiana, 2 Maine, 2 Montana, 1.5 Nevada, 2 New Hampshire, 2 New Jersey, 1.9 New Mexico, 2 New York, 2 Oklahoma	Incomplete	Never Expires
02/05/2020	Writing Demand Letters: Thinking, Communicating, and Persuading Visually (On Demand)		Total Credits: 2 Alaska, 2 Arizona,	Incomplete	Never Expires

6. Select "launch webinar" or "launch program"



This close-up shows a row in the program list. An orange arrow points to the 'Launch Webinar' button.

Purchase Date	Title	Event Date	Jurisdictions	Certificate Status	Expiration
03/05/2020	How Medicare Can Haunt Trial Lawyers . . . Even Decades in the Future (Webinar)	03/04/2020 9am-10:30am PST	Total Credits: 1.5 Alabama, 1.5 Idaho, 1.5 Indiana, 1.5 Iowa, 1 Louisiana, 1.5 Nebraska, 1.5 Nevada, 1.5 New Mexico, 1.5 Ohio, 1.5 Oklahoma, 1.5 Oregon, 1.5 Tennessee, 1.5 Texas	Incomplete	Never Expires