



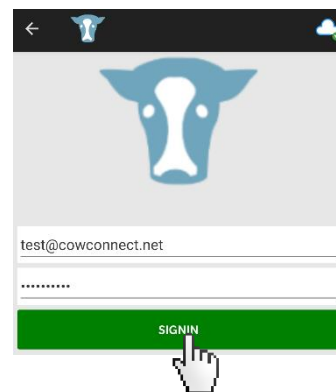
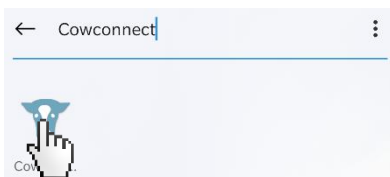
Using Cowconnect App

ATTENTION: If you need help getting the app, see guide for installation process

Step 1

Open up the Cowconnect app on your device

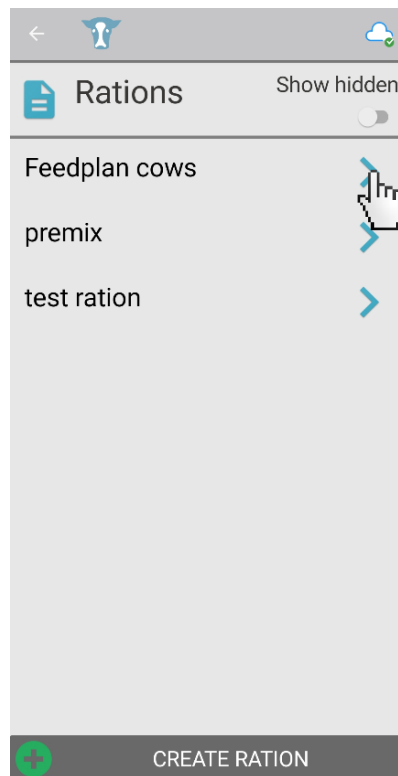
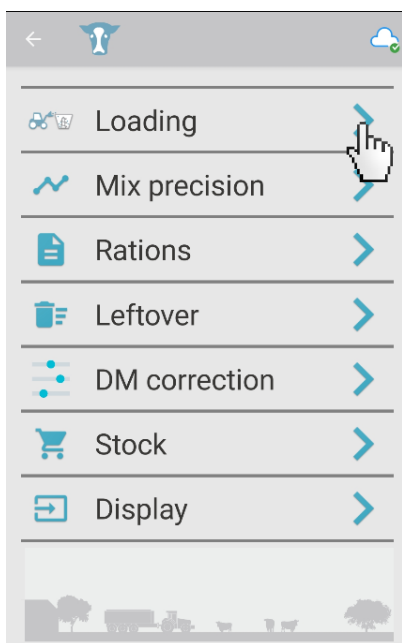
Sign in with your Username (the email you have provided) and your password (received in welcome letter)



Step 2

On the Main screen of the app, choose Loading in order to begin

Choose the plan you want to proceed with





OBS: If all is already set up from <https://portal.cowconnect.net> skip till step 6

Step 2

Now check if you have the right sections listed in the top half of the app. If not, press the green + icon and add your sections

Name	No	Kg
Pen 1	75	2512
Pen 2	65	2177
Pen 3	79	2646

Load	Last load	Diff
7336	0	0

Rationsize %	Days
33.5	1

Ingredients		
Name	Kg	Total
Molasses	5.50	1,204
Silage	11.00	2,409
1st Cut Grass	5.00	1,095
Hay	12.00	2,628

MIX

Select feedsection

- Pen 1
- Pen 2
- Pen 3

Step 3

It is also possible to adjust the Sections by tapping the section in question, and adjusting animal count on the + and -, as well as ration size per section

Name	No	Kg
Pen 1	75	2512
Pen 2	65	2177
Pen 3	79	2646

Load	Last load	Diff
7336	0	0

Rationsize %	Days
33.5	1

Ingredients		
Name	Kg	Total
Molasses	5.50	1,204
Silage	11.00	2,409
1st Cut Grass	5.00	1,095
Hay	12.00	2,628

MIX

Edit feedsection

No of animals

- 75 +

Kg

2512

Rationsize

- 100 % +

33.5

DELETE

SAVE

HIST



Step 4

Adjusting the complete load/mix

in the middle section of screen it is possible to see total load, and also adjust ration size in %, and for how many days you wish to mix. For example, if you mix half a portion twice a day for a section of animals, you can change it into 0.5 day size, and it will automatically half the ration. Or if you mix a premix for a week, you can set it to 7 days and it adjust accordingly

Name	No	Kg
Pen 1	75	2512
Pen 2	65	2177
Pen 3	79	2646

Load	Last load	Diff
7336	0	0

Rationsize	%	Days
33.5	100	1

Name	Kg	Total
Molasses	5.50	1,204
Silage	11.00	2,409
1st Cut Grass	5.00	1,095
Hay	12.00	2,628

MIX

Load	Last load	Diff
7336	0	0

Rationsize	%	Days
33.5	100	1

Edit days

+ Days 1 -

SAVE

Step 5

Check if you have the right Feedstuffs listed in the lower half section of the screen. If not, press the other green + Icon and add material and weight, or press an unwanted item, and press delete.

Note that it is also possible to change mix order here, by simply holding down on the And dragging the items up and down the menu.

Add ingredient

CREATE NEW

Feedstuff

Kg 0

Kg DM 0

ADD

Add ingredient

CREATE NEW

Feedstuff

1st Cut Grass

Kg 10

Kg DM 3.20

ADD

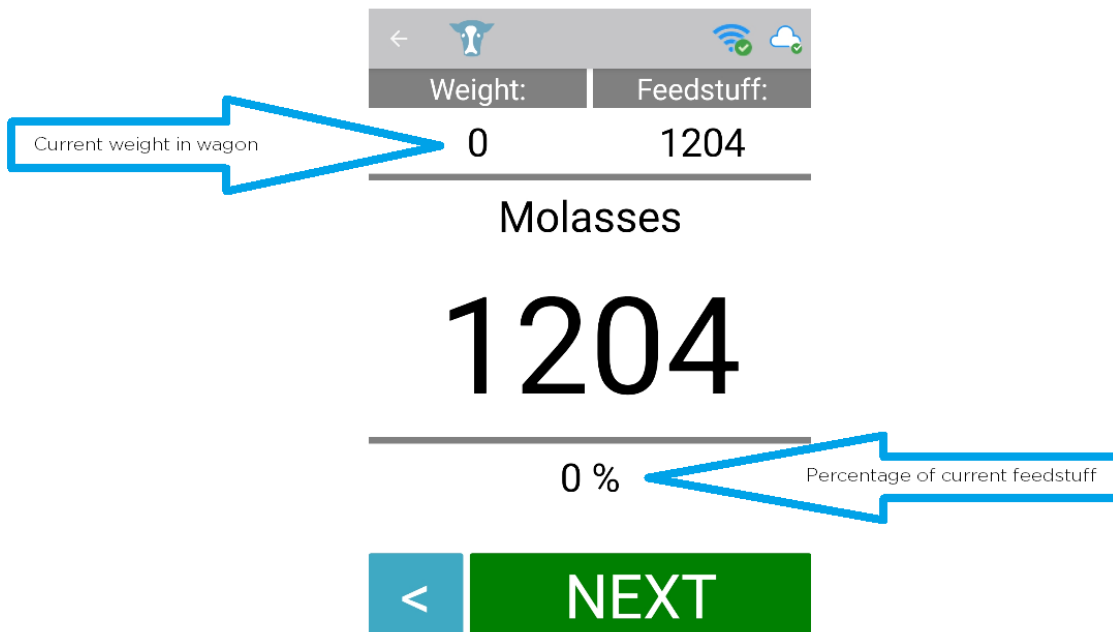


Step 6

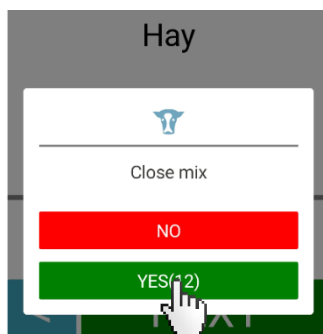
Loading/Mixing a load

Start the mix by pressing Mix in the bottom of the screen

Add feedstuffs into the wagon in the order they appear. When you reach 100%, press next. Do this for each feedstuff in the mix



After last feedstuff this screen will appear. Confirm with Yes, or wait for automatic confirm

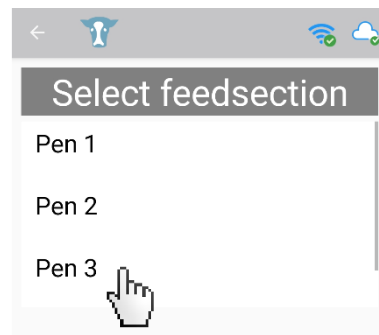
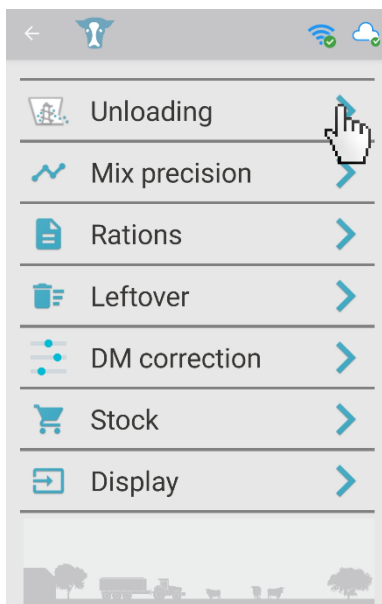




Step 7

Unloading your mix

after finishing a mix in the top button should now be **Unloading** pressing this takes your to the sections menu, here you can pick wich section to start loading off to. You need to finish unloading a full section at a time



When your unload percentage reach 100% you end the unload of the section by pressing CLOSE Then you pick the next section and so forth

