




Knowing now matters.™



Innovacon™ hCG

Simple and sensitive

In normal pregnancy, hCG can be detected as early as 7 to 10 days after conception^{1,2,3,4}. hCG levels continue to rise very rapidly, frequently exceeding 100 mIU/mL by the first missed menstrual period,^{2,3,4} and peaking about 10-12 weeks into pregnancy. The appearance of hCG in urine soon after conception, and its subsequent rapid rise during early gestational growth, make it an excellent marker for the early detection of pregnancy.

The Innovacon™ hCG Test qualitatively detects the presence of hCG in urine samples through a combination of monoclonal and polyclonal antibodies. With a sensitivity of 25 mIU/mL, the Innovacon™ hCG Test is able to detect pregnancy as early as one day after the first missed period.

Innovacon™ hCG

- Simple to use urine test
- Results in 3 - 4 minutes
- Sensitive to 25 mIU/mL
- Hygienic collection device
- Built in procedural control
- Room temperature storage



To learn more please contact Alere | 1800 622 642 (AU) 0800 466 951 (NZ) | au.enquiries@alere.com

Simple urine test

Convenient sample type and minimal training required.

Results in only 3 - 4 minutes

Minimal wait time.

Sensitive to 25 mIU/mL

Able to detect pregnancy as early as one day after the first missed period.

Hygienic collection device

Enables transfer of sample to the cassette without dripping.

Built in procedural control

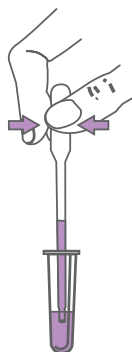
Provides confirmation that test has been performed correctly.

Room temperature storage

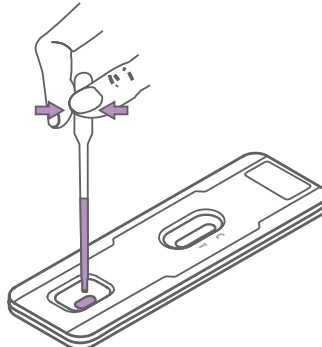
Ready to use at any time.

Procedure

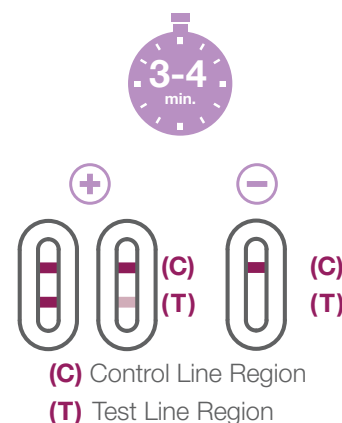
- 1** Use pipette device to collect urine sample.



- 2** Dispense 3 drops of urine into sample well.



- 3** Read results 3 - 4 minutes after applying sample.



Refer to package insert for full instructions.

Specifications

Catalogue number	IVFHC-102-ICBC01
Kit size	40 tests
Sample type	Urine
Read time	3 - 4 minutes
Detection limit	25 mIU/mL
Storage	2 - 30°C
Sensitivity	100%
Specificity	100%

Distributed by:



For more information please contact Alere.

References

1. Batzer FR. Hormonal evaluation of early pregnancy, *Fertil. Steril.* 1980; 34(1): 1-13
2. Catt KJ, et al. Appearance of hCG in pregnancy plasma following the initiation of implantation of the blastocyst, *J. Clin. Endocrinol. Metab.* 1975; 40(3): 537-540
3. Braunstein GD, et al. Serum human chorionic gonadotropin levels throughout normal pregnancy, *Am. J. Obstet. Gynecol.* 1976; 126(6): 678-681
4. Lenton EA, et al. Plasma concentration of human chorionic gonadotropin from the time of implantation until the second week of pregnancy, *Fertil. Steril.* 1982; 37(6): 773-778



Australia

au.enquiries@alere.com

1800 622 642 Free call in AUS

alere.com.au

New Zealand

nz.enquiries@alere.com

0800 466 951 Free call in NZ

alere.co.nz