

2-Tier Folding Gazebo

Steel Frame with Powder Coating



INSTRUCTIONS

<i>Parts</i>	<i>4</i>
<i>Assembly</i>	<i>5-9</i>
<i>Warranty</i>	<i>10-11</i>


Customer Service

1-800-599-8898

Getting Started

Identify all parts packaged in carton against the parts list. Remove all protective materials and place parts on a non-abrasive surface to avoid scratching. If any parts are missing or damaged, DO NOT attempt to assemble. Please contact our customer service center (Monday-Friday 9:00am – 5:00pm EST) at 1-800-599-8898 or email: support@tdcusainc.com.

A	Pop Up Gazebo	1
B	Stakes	12
C	Rope	4



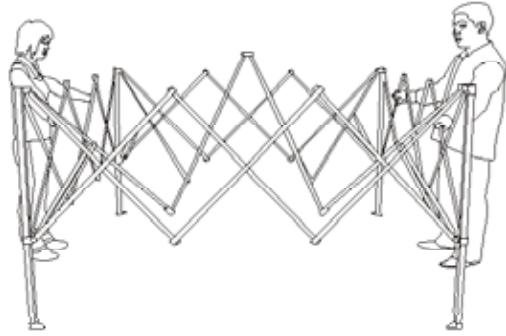
Always read and follow the instructions before use. Be cautious to avoiding pinching your hands or fingers in any of the moving parts as frame opens and closes.

The gazebo is designed to provide shade only. Do not use this gazebo in strong wind and rain. Wind and rain can damage the gazebo and could result in injury to you and others.

This gazebo is for sun shade only, not water proof and not intended to use in the rain. The water will sit easily on the canopy fabric and severely damage the gazebo. Please take a minute to take down the gazebo before it rains!

Important: Do not use excessive force during any part of set up.


NOTE: Canopy top and frame are shipped unattached to avoid damage. A first time set up requires that top be attached on to the frame with velcro. Once canopy top is permanently attached, set up and take down are easily accomplished within seconds.



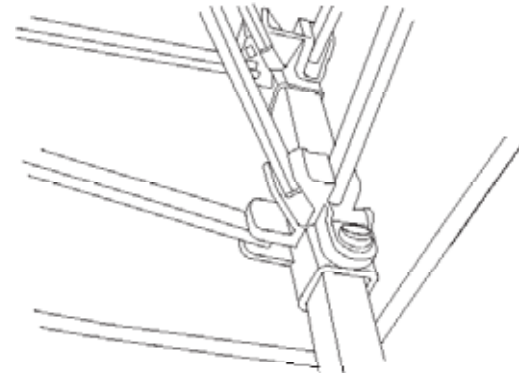
Before starting assembly, find a flat level work area. The assembled gazebo is 10' x 10'. Allow sufficient working room for the assembly.

Important: Use caution when opening or closing the gazebo to avoid damaging the frame.

Gradually pull each corner of the gazebo outward to extend the frame fully on all sides. Four people are recommended in assembling the gazebo. Holding a gazebo leg, each person should extend the frame outward a little or until a small amount of resistance is felt. Do not pull the frame out too much at any one time as this may cause damage to the frame. Keep moving outward until the frame is fully extended.



Unfold the fabric canopy pack, place the fabric top over the top frame. Use the velcro pads to secure each corner of the cover to the corner of the frame.



With each person holding a gazebo leg in one hand, slide each roof support upward until it locks into place on the pin near the top of the leg. If you have difficulty moving the roof supports up, make sure the gazebo frame is fully extended.



Each person should slide the top leg section upward to the lowest height setting. The locking pin must engage the top hole completely to prevent the leg from collapsing. Adjust all four legs. Now select from the three leg heights available. Make sure all four legs are the same height. See picture for maximum height setting.

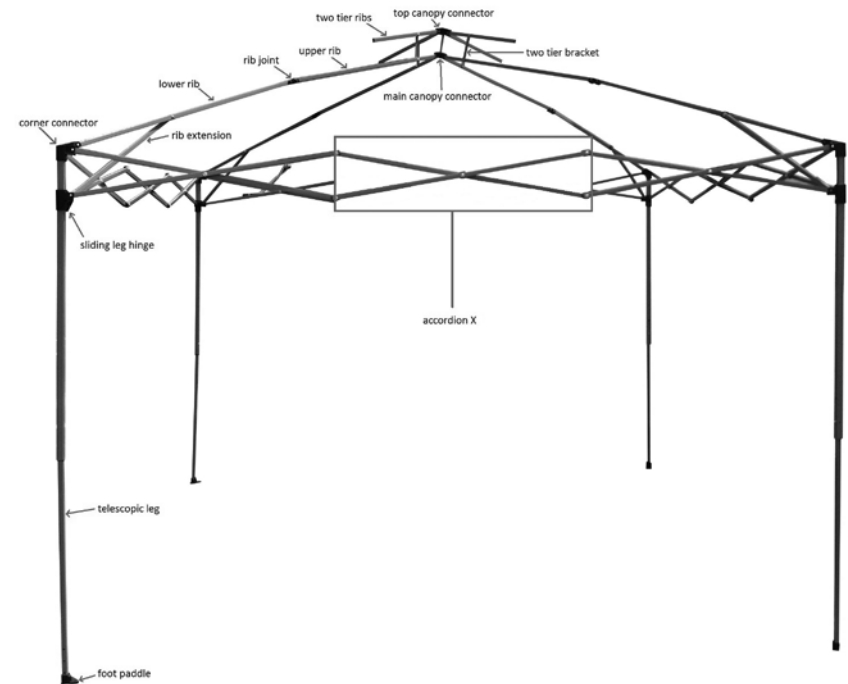
Important: Do not use excessive force during taking-down.

1. Remove the ropes and stakes at each corner.
2. Remove the metal stakes securing the legs.
3. Disconnect the corner fabric covers from the bottom of the legs.
4. Slide the top leg section fully down.
5. Release sliders at all four corners by gently depressing the push button and pushing the sliders down a bit.
6. Holding a gazebo leg, each person should move the frame inward a little at a time. Keep moving inward until the gazebo is completely folded. Do not push the frame inward too much at any one time as this may cause damage to the frame.
7. Carefully place the folded gazebo in its carrying bag.

WARNING

Keep all flame and heat sources away from this tent fabric. This tent is made with fabric that meets CPAI-84 specifications for flame resistance. It is not fire proof. The fabric will burn if left in continuous contact with any flame source. The application of any foreign substance to the tent fabric may render the flame-resistant properties ineffective.

If you have any damage to the frame of the pop up gazebo, please use the below diagram to identify the necessary replacement parts you require.



LIMITED WARRANTY

Please contact our service hotline by phone, email or fax before sending the device. This allows us to provide support in the event of possible operator errors.

All furniture manufactured and sold by TDC USA, Inc. is warranted to the original purchaser against defects in workmanship and materials. If a product manufactured by TDC fails during the first year from date of purchase under the terms of our limited warranty, TDC will replace the item at no charge. After one year, it will be the original purchasers' responsibility to pay for freight and packing. TDC reserves the right, in the case of discontinued or out of production models, to replace with an item of similar quality. (Glass breakage is not warranted.)

Note: You must retain original receipt to obtain warranty!

Frames:

Frames are warranted against defects in materials and workmanship from the date of original purchase. Damage to frames or welds due to commercial use, improper assembly, exposure to water and sub-freezing temperatures, and/or abuse are not covered.

Fabric:

Fabric on cushions, slings, and umbrellas is warranted against separation at the seams. Fading, mildew, and/or discoloration due to exposure to elements, chemicals, and spills are not covered.

Powder coat and/or Paint:

The finish is warranted against blistering, peeling, or cracking. Fading resulting from exposure to elements, chemicals, and spills are not covered. Scratches and chips due to normal wear and use are not covered.

Umbrella:

Umbrella frames are warranted against manufacturer's defects in workmanship and materials.

Safety Warning! Umbrellas must be closed when not in use and taken down in windy conditions.

Freight & Packing:

TDC will be responsible for shipping, handling, and packaging charges for all valid warranty claims.

Care & Maintenance:

Be careful to never allow water build up in frames as this will cause corrosion and freeze damage in cold climates. Wash all frames with a solution of mild soap and water. Rinse with clean water and dry with a soft absorbent cloth towel. Frames can be treated with a liquid wax for maximum protection against UV rays and/or salty damp air. If your set includes cushions, slings, and/or an umbrella, they may be cleaned by hand with a solution of soap and water with a clean water rinse.

EXCLUSION:

- Damage caused by acts of nature
- Wind damage
- Failure caused by unreasonable, unanticipated or abusive use
- Failure caused by a lack of reasonable and necessary care and maintenance
- Normal fade of fabrics, upholstery or woven materials
- Glass table tops
- Bursting or cracking of tubing due to exposure to water and freezing temperatures
- Changes in wood color due to the natural aging of the wood

Lack of original receipt will void warranty.

Customer Service: Monday-Friday 9:00am-5:00pm EST

By Phone: 800-599-8898

By E-mail: support@tdcusainc.com



Distributed By T.D.C. USA INC.

Fairfield, NJ 07004

©2016 All Rights Reserved. Made in China

?/Comments: 1-800-599-8898 9am-5pm EST

www.tdcusainc.com