

ASSEMBLY INSTRUCTIONS

S47A184



PARTS LIST













NO.	DESCRIPTION	QTY
A		1
B		4
C		1
D		1
E		4
F	 4x12mm	4
G	 1/4"x35mm	4
H	 1/4"x55mm	4
I		8
J		8
K		1
L		1

FIG. 1

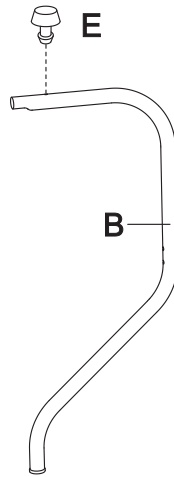


FIG. 2

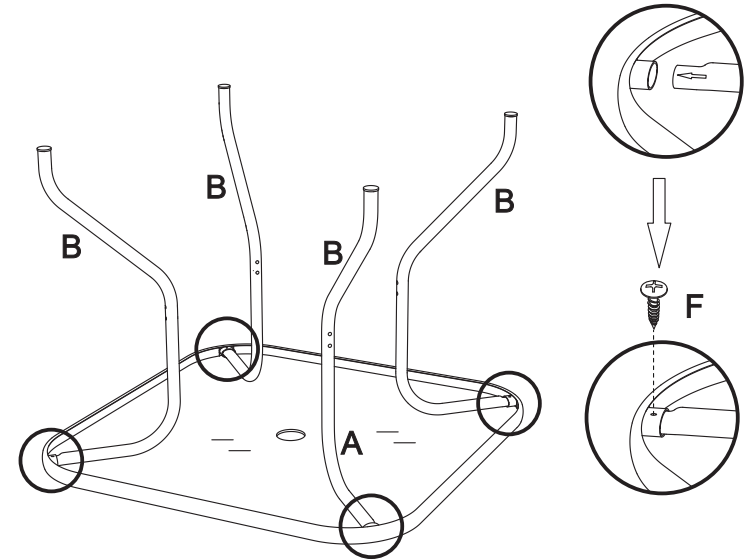


FIG. 3

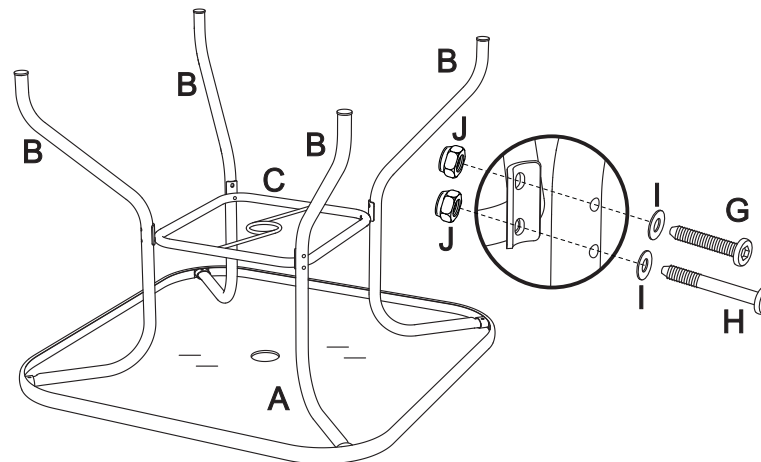


FIG. 4

