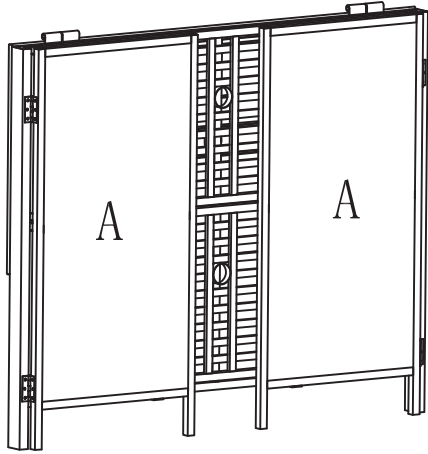
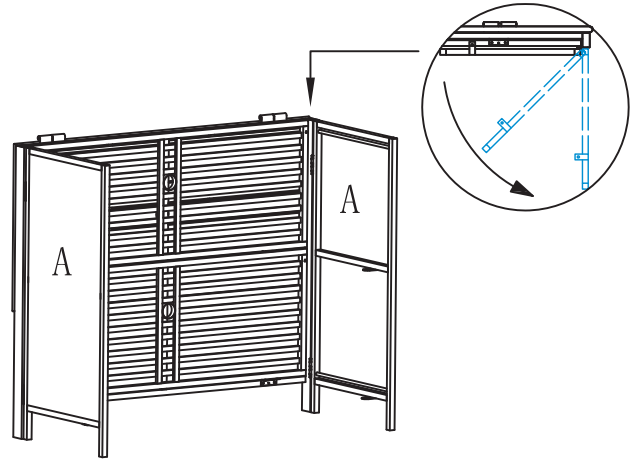


INSTRUCTIONS

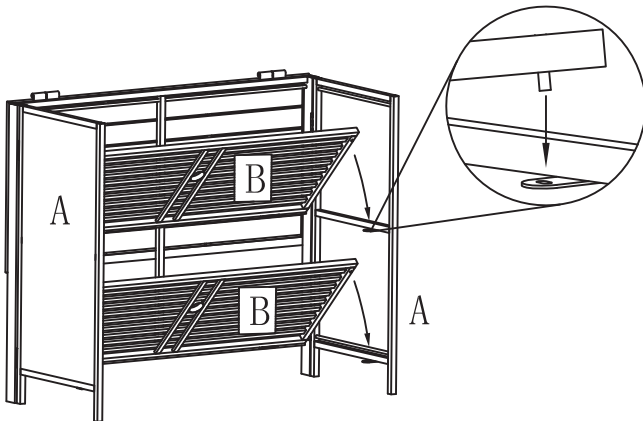
- ① Stand unit upright so that the panels (A) are facing you.



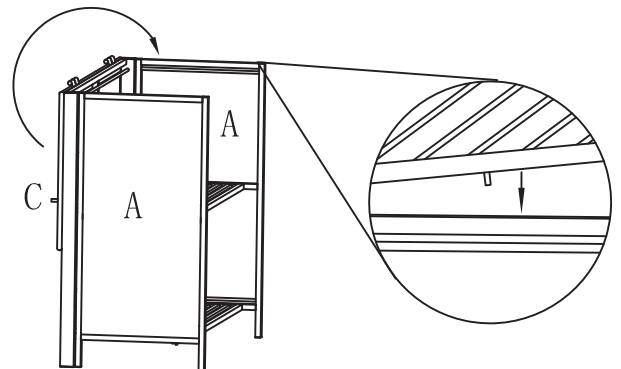
- ② Open the two panels (A) to a 90-degree angle so that the unit can stand on its own.



- ③ Lower both shelves (B) so that the pegs underneath fit into the tabs found on the braces of each panel (A).



- ④ Lift counter (C) up and gently set it down on top of the panels (A). There are single pegs on either side of counter (C) that go into holes found on top of both panels (A).



- ⑤

