

install guide

razor hook replacement




Razor hook with 4 indentations PD6031
for BT1062, BT1109, and BT1064 shower caddies

Tools you need:
phillips head screwdriver

Removal

1. Use screwdriver to remove screw on back of razor hook holder.



2. Gently pull on front of holder to remove it from the shelf.



3. Remove back panel from shelf.



Installation


1. Place back panel onto shelf. **Tip:** Align notches on panel with the wire on shelf.



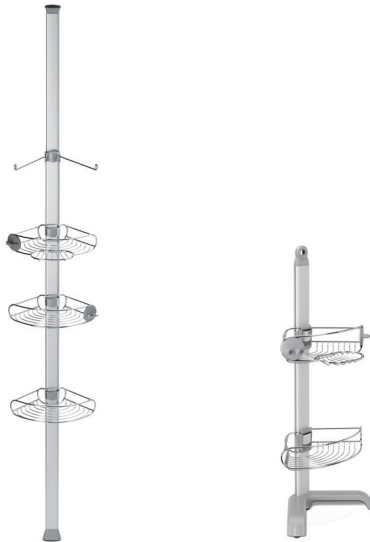
2. Attach front panel to back panel. **Tip:** Both pieces will snap together.



3. Insert screw and tighten with screwdriver.



Final Result



product questions or returns
customer.support@simplehuman.com