



# Omada

## Business Class Wi-Fi Solution

### Omada Cloud Controller:

OC200

### Omada EAP Series:

EAP330/EAP320/EAP245/EAP225/EAP225-Outdoor

EAP115/EAP110/EAP110-Outdoor/EAP115-Wall/EAP225-Wall



Omada Software Controller



EAP330/EAP320  
EAP245 V3/EAP225 V3  
EAP115/EAP110



EAP225-Outdoor  
EAP110-Outdoor



EAP115-Wall



EAP225-Wall

# Omada Solution



MALL



OFFICE



HOTEL



CAMPUS



.....



## Business-Class Wi-Fi Solution

Omada provides a business-class wireless network solution that's flexible, manageable, secure, and easy-to-deploy. Featuring cloud access, Omada Cloud Controller OC200 or Omada Software Controller allow users to centrally manage the entire Omada networks in the remote site. And the intuitive Omada app makes network management incredibly convenient. Omada EAPs also feature captive portal and advanced RF management functions, which make them ideal for demanding, high-traffic environments such as campuses, hotels, malls and offices.

## Highlights

### Impressive Performance

Enterprise-class chipsets, 802.11ac Wi-Fi standard, MU-MIMO, Seamless Roaming, and Mesh combine to ensure outstanding performance and reliability.

### Centralized Management

Omada Cloud Controller OC200 or Omada Software Controller allows users to centrally manage the entire Omada networks.

### Free Cloud Service

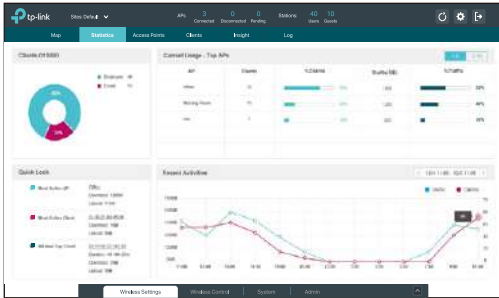
Remote management via the cloud is totally free and stays that way – no license or maintenance fees.

### Easy to Use

No special training required to use the Omada products with the user-friendly and intuitive design.

# Omada Controller

Omada provides both software controller and hardware controller to centrally manage the entire Omada networks.



Omada Software Controller  
(Running on a PC or Server)



Omada Cloud Controller—OC200  
(Built in Software Controller)

## Convenient, Effective Management

### Free Cloud Management – Anywhere, Anytime

The Omada Controller (OC200 and Software Controller) allows network administrators to remotely monitor and manage the entire Omada networks. This dramatically enhances scalability and makes remote network management more convenient.



### Captive Portal - Customizable Guest Authentication

Captive portal helps maintain only authorized guests to use the network, presenting devices with a convenient, user-friendly authentication method to grant Wi-Fi access. The addition of SMS and Facebook authentication simplifies the captive portal even further to simplify connectivity and boost your business.

### Scheduling

Automatically reboot the access point and turn on or off the Wi-Fi at the time you set.

## Client Management

Real-time monitor the clients' status, limit the clients' bandwidth and block untrusted clients to ensure a better overall network performance.

## Real-Time Status Monitoring

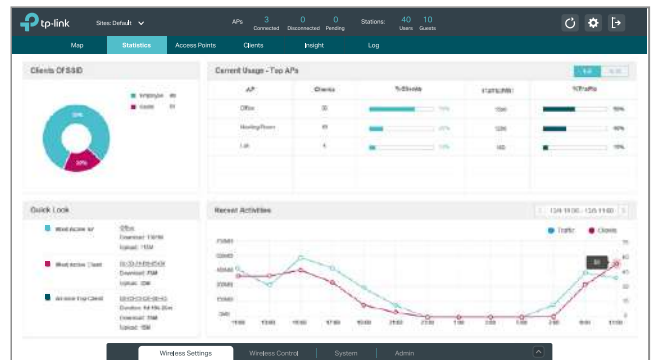
### Customized Map

The customized map feature makes managing your EAP network more convenient. You can upload floor plans and create a clear visual model that reflects your network and its coverage area.



### Statistics

The built-in data visualization tools allow you to analyze network traffic statistics for all connected APs. Graphic representations make recent client and network traffic figures easier to understand.



### Access Point

Provides a list of all EAPs, arranged by status, and offers real-time traffic data for each EAP, including the number of connected clients and the amount of data that each client consumes.

### Client

Lists all clients, including users and guests, allowing you to view each client's basic information and statistics in real time. This includes data rate, active time, and download/upload traffic.

## Omada APP

Network management has never been easier with the intuitive Omada app offering powerful management tools from the palm of your hands.



# Product Features

## Easy-Mount Design

The Ceiling Mount EAP's elegant appearance and easy-mount design promote fast installation on any wall or ceiling surface, and allow it to blend in seamlessly with most interior decorating styles. The slimline, inconspicuous Wall Plate EAP can be easily installed into any standard EU-type Ethernet wall box.

## PoE Power Supply

With IEEE 802.3af/at PoE or Passive PoE, you can use Ethernet cables to transfer both electrical power and network data, making deployment more flexible and removing the need to install additional power cabling.

## Business-Class Hardware Design

Enterprise-class chipsets offer outstanding performance and support longer running time, higher client capacity and greater range. Dedicated high-power amplifiers, specialized antennas and professionally designed RF shields ensure excellent wireless performance.

## Seamless Roaming<sup>1</sup>

802.11k and 802.11v seamless roaming provide seamless switching to the access point with optimal signal when moving between APs.

## Mesh<sup>2</sup>

Omada Mesh technology enables wireless connectivity between access points for extended range, making wireless deployments more flexible and convenient.

## Advanced RF Management

MU-MIMO, Airtime Fairness, Beamforming, and Band Steering Technologies guarantee optimal RF performance for business-level applications.




## Easy Centralized Management

Configure and monitor hundreds of Omada EAPs with ease using the Omada software controller .

1. Only EAP245 V3, EAP225 V3 and EAP225-Outdoor support seamless roaming.
2. Only EAP225-Outdoor supports Mesh.

# Omada Business Class Wi-Fi Solution

## 802.11ac Access Points

Picture						
Model	EAP330	EAP320	EAP245 V3	EAP225 V3	EAP225-Outdoor	EAP225-Wall
Product	AC1900 Wireless Dual Band Gigabit Access Point	AC1200 Wireless Dual Band Gigabit Access Point	AC1750 Wireless MU-MIMO Gigabit Ceiling Mount Access Point	AC1350 Wireless MU-MIMO Gigabit Ceiling Mount Access Point	AC1200 Wireless MU-MIMO Gigabit Indoor/Outdoor Access Point	AC1200 Wireless MU-MIMO Wall Plate Access Point
Speed	2.4GHz: 600Mbps 5GHz: 1300Mbps	2.4GHz: 300Mbps 5GHz: 867Mbps	2.4GHz: 450Mbps 5GHz: 1300Mbps	2.4GHz: 450Mbps 5GHz: 867Mbps	2.4GHz: 300Mbps 5GHz: 867Mbps	2.4GHz: 300Mbps; 5GHz: 867Mbps
Ethernet Port	2 Gigabit Ports	1 Gigabit Port	2 Gigabit Port	1 Gigabit Port	1 Gigabit Port	Ethernet Port: 4 10/100Mbps Ethernet ports
Power Supply	802.3at PoE +	802.3at PoE +	802.3af & 48V Passive PoE	802.3af & 24V Passive PoE	802.3af & 24V Passive PoE	802.3af/at
Internal Antennas	2.4GHz: 3x6dBi 5GHz: 3x7dBi	2.4GHz: 2x5dBi 5GHz: 2x6dBi	2.4GHz: 3x3.5dBi 5GHz: 3x4dBi	2.4GHz: 3x4dBi 5GHz: 2x5dBi	2 Dual-Band Omni Antennas 2.4GHz: 2x3dBi 5GHz: 2x4dBi	2.4GHz: 2x3dBi 5GHz: 2x4dBi

## 802.11n Access Points

Picture				
Model	EAP115	EAP110	EAP110-Outdoor	EAP115-Wall
Product	300Mbps Wireless N Access Point	300Mbps Wireless N Access Point	300Mbps Wireless N Outdoor Access Point	300Mbps Wireless N Wall-Plate Access Point
Speed	2.4GHz: 300Mbps	2.4GHz: 300Mbps	2.4GHz: 300Mbps	2.4GHz: 300Mbps
Ethernet Port	1 10/100Mbps Ethernet Port	1 10/100Mbps Ethernet Port	1 10/100Mbps Ethernet Port	2 10/100Mbps Ethernet Ports
Power Supply	802.3af & 9V/0.6A DC	24V Passive PoE	24V Passive PoE	802.3af
Internal Antennas	2x4dBi	2x4dBi	2x3dBi (External Detachable)	2x1.8dBi

# Specifications

Omada Cloud Controller		
Product Picture		
Model		OC200
Product Description		Omada Cloud Controller
Main Design	Processor	Dual-Core Cortex-A53, 1GHz
	Memory Information	1GB DDR3
	Storage	4GB EMMC
	Interface	10/100Mbps Ethernet Portx2; USB 2.0 Portx1; Micro USB Portx1
Hardware Design	Power Supply	802.3af/802.3at PoE; Micro USB (DC 5V/Minimum 1A)
	Dimensions	3.9×3.9×1.0in. (100×98×25mm)
AP Management	Supported AP	TP-Link Omada EAP Series
	AP Automatic Discovery	•
	AP Unified Configuration	•
	L3 Management	•
	Reboot Schedule	•
Monitoring	Online Firmware Upgrade	•
	AP Status	•
	Client Status	•
	Statistics	•
Security	Insight	•
	Encryption	WEP/WPA-PSK/WPA2-PSK/WPA/WPA2
	Access Control	•
	SSID to VLAN Mapping	•
	Management VLAN	•
Wireless Function	MAC Filter	•
	Captive Portal	SMS, Facebook Wi-Fi, Voucher, Local User, Simple Password, External RADIUS Portal
	Seamless Roaming	•
	Mesh	•
	Band Steering	•
	Load Balance	•
	Beamforming	•
	Rate Limit	Based on SSID/Client
Transmit Power Adjustment	•	
System Management	Wireless Schedule	•
	Backup& Restore	•
	Log	•
	Auto Backup	•
	Cloud Access	•
Others	APP Support	•
	Certifications	CE, FCC, RoHS
Others	Environment	Operating Temperature: 0°C-40°C (32°F-104°F) Storage Temperature: -40°C-70°C (-40°F-158°F) Operating Humidity: 10%-90% non-condensing Storage Humidity: 5%-90% non-condensing

## 802.11ac Indoor Access Points

Model		EAP330	EAP320
Name		AC1900 Wireless Dual Band Gigabit Access Point	AC1200 Wireless Dual Band Gigabit Access Point
Main Design	LAN Interfaces	Gigabit Ethernet (RJ-45) Port x 2	Gigabit Ethernet (RJ-45) Port x 1
	Wi-Fi Standards	IEEE 802.11a/b/g/n/ac	
	Maximum Data Rate	Up to 600Mbps (2.4GHz) + 1300Mbps (5GHz)	Up to 300 Mbps (2.4GHz) + 867Mbps (5GHz)
	Internal Antennas	2.4GHz: 3 x 6dBi, 5GHz: 3 x 7dBi	2.4GHz: 2 x 5dBi, 5GHz: 2 x 6dBi
	Transmit Power	CE: <20dBm (2.4GHz, EIRP), <23dBm (5GHz, EIRP) FCC: <29dBm	CE: <20dBm (2.4GHz, EIRP), <23dBm (5GHz, EIRP) FCC: <26dBm
Centralized Management	Omada Software Controller	•	
	Omada Cloud Controller OC200	•	
	Omada app	•	
	Access Control	•	
	Rogue AP Detection	•	
	Wireless Encryption	WEP, WPA/WPA2-Personal/Enterprise Encryption	
	802.1X Support	•	
Wireless Function	Multiple SSIDs	16 (8 on each radio)	
	Automatic Channel Assignment	•	
	QoS(WMM)	•	
	Airtime Fairness	•	
	Beamforming	•	
	Band Steering	•	
	Rate Limit	•	
	Load Balance	•	
	Reboot Schedule	•	
	Wireless Schedule	•	
Support Data Rates	802.11ac	5GHz: 6.5 Mbps to 1300Mbps (MCS0-MCS9, NSS = 1 to 3 VHT20/40/80) 2.4GHz(QAM256): 78Mbps to 600Mbps (MCS8-MCS9 VHT20/40, NSS=1 to 3)	5GHz: 6.5 Mbps to 867Mbps (MCS0-MCS9, NSS = 1 to 3 VHT20/40/80) 2.4GHz(QAM256): 78Mbps to 300Mbps (MCS8-MCS9 VHT20/40, NSS=1 to 3)
	802.11n	6.5 Mbps to 300 Mbps (MCS0 - MCS15, VHT 20/40)	
	802.11g	6, 9, 12, 18, 24, 36, 48, 54 Mbps	
	802.11b	1, 2, 5.5, 11 Mbps	
	802.11a	6, 9, 12, 18, 24, 36, 48, 54 Mbps	
Physical & Environment	Power Supply	PoE (802.3at-compliant, 36-57V 0.7A) or external 12VDC/2.5A power supply	PoE (802.3at-compliant, 36-57V 0.7A) or external 12VDC/1.5A power supply
	Maximum Power Consumption	17.7W	14.03W
	Mounting	Ceiling/Wall mounting (Kits included)	
	Certifications	CE, FCC, RoHS	
	Dimensions (W x D x H)	8.7 x 7.6 x 1.4in. (220.5 x 193.5 x 36.5 mm)	
	Environment	Operating Temperature: 0°C-40°C (32°F-104°F) Storage Temperature: -40°C-70°C (-40°F-158°F) Operating Humidity: 10%-90% non-condensing Storage Humidity: 5%-90% non-condensing	



## 802.11ac Indoor Access Points

Model		EAP245 V3	EAP225 V3
Name		AC1750 Wireless MU-MIMO Gigabit Ceiling Mount Access Point	AC1350 Wireless MU-MIMO Gigabit Ceiling Mount Access Point
Main Design	LAN Interfaces	Gigabit Ethernet (RJ-45)Port x 2	Gigabit Ethernet (RJ-45)Port x1
	Wi-Fi Standards	IEEE 802.11a/b/g/n/ac	
	Maximum Data Rate	Up to 450 Mbps (2.4GHz) + 1300Mbps (5GHz)	Up to 450 Mbps (2.4GHz) + 867Mbps (5GHz)
	Internal Antennas	2.4GHz: 3 x 3.5dBi, 5GHz: 3 x 4dBi	2.4GHz: 3 x 4dBi, 5GHz: 2 x 5dBi
	Transmit Power	CE: <20dBm (2.4GHz, EIRP), <23dBm (5GHz, EIRP) FCC: <24dBm (2.4GHz), <24dBm (5GHz)	CE: <20dBm (2.4GHz, EIRP), <23dBm (5GHz, EIRP) FCC: <24dBm(2.4GHz), <22dBm(5GHz)
Centralized Management	Omada Controller Software	•	
	Omada Cloud Controller OC200	•	
	Omada app	•	
Security	Captive Portal Authentication	•	
	Access Control	•	
	Rogue AP Detection	•	
	Wireless Encryption	WEP, WPA/WPA2-Personal/Enterprise Encryption	
	802.1X Support	•	
Wireless Function	Multiple SSIDs	16 ( 8 on each band )	
	Automatic Channel Assignment	•	
	QoS(WMM)	•	
	MU-MIMO	•	
	Seamless Roaming	•	
	Airtime Fairness	•	
	Beamforming	•	
	Band Steering	•	
	Rate Limit	•	
	Load Balance	•	
	Reboot Schedule	•	
Wireless Schedule	•		
Support Data Rates	802.11ac	5G:6.5 Mbps to 1300Mbps(MCS0-MCS9,NSS = 1 to 2 VHT20/40/80) 2.4G:78Mbps to 450Mbps (MCS8-MCS9 VHT20/40,NSS=1 to 3)	5G:6.5 Mbps to 867Mbps(MCS0-MCS9,NSS = 1 to 2 VHT20/40/80) 2.4G:78Mbps to 450Mbps (MCS8-MCS9 VHT20/40, NSS=1 to 3)
	802.11n	6.5 Mbps to 450Mbps (MCS0-MCS15,VHT20/40)	6.5 Mbps to 450 Mbps (MCS0 - MCS15, VHT 20/40)
	802.11g	6, 9, 12, 18, 24, 36, 48, 54 Mbps	
	802.11b	1, 5.5, 11Mbps	
	802.11a	6, 9, 12, 18, 24, 36, 48, 54 Mbps	
Physical & Environment	Power Supply	802.3af/A PoE or 48V Passive PoE (+4,5; -7,8pins. PoE Adapter Included)	802.3af/A PoE or 24V Passive PoE (+4,5pins; -7,8pins. PoE Adapter Included)
	Maximum Power Consumption	12.3W	12.6W
	Mounting	Ceiling/Wall mounting (Kits included)	
	Certifications	CE, FCC, RoHS	
	Dimensions (W x D x H)	205.4 x 181.6 x 37.4mm	
	Environment	Operating Temperature: 0°C-40°C (32°F-104°F) Storage Temperature: -40°C-70°C (-40°F-158°F) Operating Humidity: 10%-90% non-condensing Storage Humidity: 5%-90% non-condensing	

## 802.11n Indoor Access Points

Model		EAP115	EAP110
Name		300Mbps Wireless N Access Point	300Mbps Wireless N Access Point
Main Design	LAN Interfaces	10/100Mbps Ethernet Port x 1	
	Wireless Frequency	2.4GHz	
	Wi-Fi Standards	IEEE802.11b/g/n	
	Maximum Data Rate	300 Mbps	
	Internal Antennas	2 * 4dBi	
	Transmit Power	CE: < 19dBm (EIRP), FCC: <21dBm	
Centralized Management	Omada Software Controller	•	
	Omada Cloud Controller OC200	•	
	Omada app	•	
Security	Captive Portal Authentication	•	
	Access Control	•	
	Rogue AP Detection	•	
	Wireless Encryption	WEP, WPA/WPA2-Personal/Enterprise Encryption	
	802.1X Support	•	
Wireless Function	Multiple SSIDs	8	
	Automatic Channel Assignment	•	
	QoS(WMM)	•	
	Airtime Fairness	-	
	Beamforming	-	
	Band Steering	-	
	Rate Limit	•	
	Load Balance	•	
	Reboot Schedule	•	
	Wireless Schedule	•	
Support Data Rates	802.11n	6.5 Mbps to 300 Mbps (MCS0 - MCS15, VHT 20/40)	
	802.11g	6, 9, 12, 18, 24, 36, 48, 54 Mbps	
	802.11b	1, 2, 5.5, 11 Mbps	
	802.11a	-	
Physical & Environment	Power Supply	PoE (802.3af-compliant, 36-57V 0.15A) or external 9V / 0.6A DC power supply	24V Passive PoE (+4,5pins; -7,8pins. PoE Adapter Included)
	Maximum Power Consumption	2.8W	
	Mounting	Ceiling/Wall mounting (Kits included)	
	Certifications	CE, FCC, RoHS	
	Dimensions (W x D x H)	189.4 x 172.3 x 29.5mm	
	Environment	Operating Temperature: 0°C-40°C (32°F-104°F); Storage Temperature: -40°C-70°C (-40°F-158°F); Operating Humidity: 10%-90% non-condensing; Storage Humidity: 5%-90% non-condensing;	

## 802.11ac Outdoor Access Points

Model	EAP225-Outdoor	
Name	AC1200 Wireless MU-MIMO Gigabit Indoor/Outdoor Access Point	
Main Design	LAN Interfaces	Gigabit Ethernet(RJ-45) Port x 1
	Wireless Frequency	2.4GHz/5GHz
	Wi-Fi Standards	IEEE 802.11a/b/g/n/ac
	Maximum Data Rate	Up to 300Mbps(2.4GHz)+867Mbps(5GHz)
	Antennas	2 Dual-Band Omni Antennas (2.4G: 3dBi, 5G: 4dBi)
	Transmit Power	CE: < 20dBm (2.4GHz, EIRP), <25dBm (5GHz, EIRP) FCC: <23dBm (2.4GHz), <22dBm (5GHz)
Centralized Management	Omada Software Controller	•
	Omada Cloud Controller OC200	•
	Omada app	•
Security	Captive Portal Authentication	•
	Access Control	•
	Wireless MAC Adress Filtering	•
	Wireless Isolation between Clients	•
	SSID to VLAN Mapping	•
	Rogue AP Detection	•
	WEP Encryption	64/128/152-bit
	WPA/WPA2-Personal Encryption	•
	WPA/WPA2-Enterprise Encryption	•
	802.1X Support	•
Wireless Function	Multiple SSIDs	16 (8 for each band)
	Enable/Disable Wireless Radio	•
	Automatic Channel Assignment	•
	Transmit Power Control	Adjust transmit Power on dBm
	QoS(WMM)	•
	MU-MIMO	•
	Seamless Roaming	•
	Mesh	•
	Airtime Fairness	•
	Beamforming	•
	Band Steering	•
	Rate Limit	•
	Load Balance	•
	Reboot Schedule	•
	Wireless Schedule	•
Wireless Statistics	Based on SSID/AP/Client	
Support Data Rates	802.11n	6.5 Mbps to 300Mbps (MCS0-MCS15,VHT20/40)
	802.11g	6, 9, 12, 18, 24, 36, 48, 54 Mbps
	802.11b	1,5,5,11 Mbps
	802.11a	6, 9, 12, 18, 24, 36, 48, 54 Mbps
	802.11ac	5G: 6.5 Mbps to 867Mbps (MCS0-MCS9, NSS=1 to 2 VHT20/40/80) 2.4G: 78 Mbps to 300Mbps (MCS8-MCS9, NSS=1 to 3 VHT20/40)
Physical Properties	Power Supply	802.3af/A PoE or 24V Passive PoE(+4,5pins; -7,8pins. PoE Adapter Included)
	Maximum Power Consumption	10.5W
	Mounting	Pole / Wall /Fast Mounting(Kits included)
	Certifications	CE, FCC, RoHS
	Dimensions (W x D x H)	214.9 x 46 x 26.7mm
	Environment	Operating Temperature: -30°C-70°C (-22°F-158°F) Storage Temperature: -40°C-70°C (-40°F-158°F) Operating Humidity: 10%-90% non-condensing Storage Humidity: 5%-90% non-condensing

## 802.11n Outdoor Access Points

Model		EAP110-Outdoor
Name		300Mbps Wireless N Outdoor Access Point
Main Design	LAN Interfaces	10/100Mbps Ethernet Port x 1
	Wireless Frequency	2.4GHz
	Wi-Fi Standards	IEEE 802.11b/g/n
	Maximum Data Rate	Up to 300Mbps
	Antennas	2 x 3 dBi
	Transmit Power	CE: < 20dBm (EIRP), FCC: < 22dBm
Centralized Management	Omada Controller Software	•
	Omada Cloud Controller OC200	•
	Omada app	•
Security	Captive Portal Authentication	•
	Access Control	•
	Wireless MAC Address Filtering	•
	Wireless Isolation between Clients	•
	SSID to VLAN Mapping	•
	Rogue AP Detection	•
	WEP Encryption	64/128/152-bit
	WPA/WPA2-Personal Encryption	•
	WPA/WPA2-Enterprise Encryption	•
	802.1X Support	•
Wireless Function	Multiple SSIDs	8
	Enable/Disable Wireless Radio	•
	Automatic Channel Assignment	•
	Transmit Power Control	Adjust transmit Power on dBm
	QoS(WMM)	•
	Rate Limit	•
	Load Balance	•
	Reboot Schedule	•
	Wireless Schedule	•
	Wireless Statistics	Based on SSID/AP/Client
Support Data Rates	802.11n	6.5 Mbps to 300Mbps (MCS0-MCS15,VHT20/40)
	802.11g	6, 9, 12, 18, 24, 36, 48, 54 Mbps
	802.11b	1, 5.5, 11 Mbps
	802.11a	-
Management	LED ON/OFF Control	•
	Management MAC Access Control	•
	Web-based Management	HTTP/HTTPS
	Telnet	•
	SNMP	v1,v2c
	System Logging	Local/Remote Syslog
	Email Alerts	•
Physical & Environment	Power Supply	24V Passive PoE (+4,5pins; -7,8pins. PoE Adapter Included)
	Maximum Power Consumption	3.1W
	Button	Reset Button
	Mounting	Pole/Wall mounting (Kits included)
Others	Certifications	CE,RoHS
	Dimensions (W x D x H)	216 x 46 x 27mm
	Environment	Operating Temperature: -30°C-65°C (-22°F-149°F) Storage Temperature: -40°C-70°C (-40°F-158°F) Operating Humidity: 10%-90% non-condensing Storage Humidity: 5%-90% non-condensing

## 802.11n Wall-Plate Access Points

Model	EAP115-Wall	
Name	300Mbps Wireless N Wall-Plate Access Point	
Main Design	LAN Interfaces	10/100Mbps Ethernet Port x 2
	Wireless Frequency	2.4GHz
	Wi-Fi Standards	IEEE 802.11 b/g/n
	Maximum Data Rate	Up to 300Mbps
	Antennas	2 x 1.8dBi
	Transmit Power	CE: < 20dBm
	Power over Ethernet (PoE)	IEEE 802.3af
Centralized Management	Omada Software Controller	•
	Omada Cloud Controller OC200	•
	Omada app	•
Security	Captive Portal Authentication	•
	Access Control	•
	Wireless MAC Address Filtering	•
	Wireless Isolation between Clients	•
	SSID to VLAN Mapping	•
	Rogue AP Detection	•
	802.1X Support	•
	Encryption	WEP, WPA/WPA2-PSK, WPA/WPA2-Enterprise
Wireless Function	Multiple SSIDs	8
	Automatic Channel Assignment	•
	Transmit Power Control	Adjust transmit Power on dBm
	QoS(WMM)	•
	Airtime Fairness	-
	Band Steering	-
	Beamforming	-
	Rate Limit	•
	Load Balance	•
	Reboot Schedule	•
	Wireless Schedule	•
Support Data Rates	802.11n	6.5Mbps to 300Mbps(MCS0-MCS15, HT20/40)
	802.11g	6,9,12,18,24,36,48,54Mbps
	802.11b	1,2,5.5,11Mbps
	802.11a	-
Management	LED ON/OFF Control	•
	Management MAC Access Control	•
	Web-based Management	•
	Telnet	•
	SNMP	v1,v2c
	System Logging	Local/Remote Syslog
	Email Alerts	•
Physical & Environment	Power Supply	IEEE 802.3af PoE
	Maximum Power Consumption	2.8W
	Mounting	Wall Plate Mounting
Others	Certifications	CE,RoHS
	Dimensions (W x D x H)	3.4 x 3.4 x 1.2 in. (86.8 x 86.8 x 30.2 mm)
	Environment	Operating Temperature: 0°C-40°C (32°F-104°F) Storage Temperature: -40°C-70°C (-40°F-158°F) Operating Humidity: 10%-90% non-condensing Storage Humidity: 5%-90% non-condensing

## 802.11ac Wall-Plate Access Points

Model		EAP225-Wall
Name		AC1200 Wireless MU-MIMO Wall Plate Access Point
Main Design	LAN Interfaces	Uplink: 1 x 10/100Mbps Downlink: 3 x 10/100Mbps(one port supports PoE Out)
	Wireless Frequency	2.4GHz & 5GHz
	Wi-Fi Standards	IEEE 802.11a/b/g/n/ac
	Maximum Data Rate	Up to 300Mbps(2.4GHz)+867Mbps(5GHz)
	Antennas	2.4GHz: 2 x 3dBi, 5GHz: 2 x 4dBi
	Transmit Power	CE: <20dBm (2.4GHz, EIRP) <23dBm (5GHz, EIRP) FCC: <21dBm (2.4GHz) <21 dBm (5GHz)
	Power over Ethernet (PoE)	802.3af/at
Centralized Management	Omada Software Controller	•
	Omada Cloud Controller OC200	•
	Omada app	•
Security	Captive Portal Authentication	•
	Access Control	•
	Wireless MAC Address Filtering	•
	Wireless Isolation between Clients	•
	SSID to VLAN Mapping	•
	Rogue AP Detection	•
	802.1X Support	•
Encryption	WEP, WPA/WPA2-PSK, WPA/WPA2-Enterprise	
Wireless Function	Multiple SSIDs	16 (8 for each band)
	Automatic Channel Assignment	•
	Transmit Power Control	Adjust transmit Power on dBm
	QoS(WMM)	•
	MU-MIMO	•
	Airtime Fairness	-
	Band Steering	•
	Beamforming	•
	Rate Limit	•
	Load Balance	•
	Reboot Schedule	•
	Wireless Schedule	•
Support Data Rates	802.11n	6.5Mbps to 300Mbps (MCS0-MCS15, VHT20/40)
	802.11g	6, 9, 12, 18, 24, 36, 48, 54 Mbps
	802.11b	1, 5.5, 11Mbps
	802.11a	6, 9, 12, 18, 24, 36, 48, 54 Mbps
	802.11ac	5G: 6.5 Mbps to 867Mbps (MCS0-MCS9, NSS=1 to 2 VHT20/40/80) 2.4G: 78 Mbps to 300Mbps (MCS8-MCS9, NSS=1 to 3 VHT20/40)
Physical Properties	Power Supply	802.3af/at
	Maximum Power Consumption	9.86W (Without PoE Out)
	Mounting	Wall Plate Mouting
	Certifications	CE, FCC, RoHS
	Dimensions	143 x 86 x 20mm
	Environment	Operating Temperature: 0°C-40°C (32°F-104°F) Storage Temperature: -40°C-70°C (-40°F-158°F) Operating Humidity: 10%-90% non-condensing Storage Humidity: 5%-90% non-condensing

Some models featured in this guide may be unavailable in your country or region. Visit TP-Link website for local sales information.

[www.tp-link.com](http://www.tp-link.com)

Specifications are subject to change without notice. TP-Link is a registered trademark of TP-Link Technologies Co., Ltd. Other brands and product names are trademarks or registered trademarks of their respective holders. Copyright © 2018 TP-Link Technologies Co., Ltd. All rights reserved.