

# PROTECTION & MAINTENANCE

## OUR CARE AND MAINTENANCE RECOMMENDATIONS

### DURING THE SEASON

- **In the open air:** design + material + surface treatment (anti-UV paint and moisture resistance) allow Fermob furniture to be left outside,
- **Clean your furniture regularly**, more frequently in places with high humidity and in salty environments near the sea,
- Use the **breathable, dirt-resistant protective covers** (Contract – stack covers) to protect solid-top tables, sunloungers and chairs from dead leaves, pine sap and bird droppings.
- Use the **water-repellent protective covers** (Bellevie).

### WINTER STORAGE

- To extend the lifespan of your garden furniture, we recommend storing it over **winter in a dry, well-ventilated place** where it will be **protected from impacts**, if at all possible,
- **Clean** and restore the Fermob products if necessary (rust remover / paint touch-up),
- **Place the tables** (and other products) **on a block** to create a slope that allows water to drain away,
- **Do not store anything on top of the furniture**, especially objects that may retain water and moisture (such as flower pots and trivets),
- **Do not store the tables stacked with the table tops together**, or the benches stacked with the seats together.
- **Store folding items of furniture in their folded state**, and under cover if possible,
- Ideally, you should **rest your seats against the tables** rather than placing them upside down on top of them,
- **Stack chairs / sun loungers...** and store them **under cover** if possible,
- **Wash, then bring in the cushions** and store them away from dust and moisture,
- If you have to chain up your furniture, **use sheathed chains to prevent scratching**.



Never cover the furniture, especially with a non-breathable plastic tarpaulin that will retain moisture, to avoid paint discoloration and stains.





## PROTECTIVE COVER

What are the 2 types of protective cover available in the Fermob catalogue?

- **Protective cover for table, sunlounger and chair (Contract cover)**

Colour: Light Grey

Material: Polyamide or Polyester

**Breathable**, the covers protect the item of furniture from dirt (from dead leaves, pine sap, bird droppings, etc.) during the season.

**They also prevent moisture and condensation from building up and stagnating inside the cushion cover.**




- **Protective covers for furniture Bellevie cushion**

Colour: Anthracite

Material: Polyamide with polyurethane coating

**Water-repellent**, the covers protect the cushions of items of furniture from inclement weather during the season.



**Caution: these 2 types of cover are not designed for winter storage, but to protect items of furniture during the season.**

## CLEANING FURNITURE'S SURFACES

### METAL CLEANING



To preserve their original appearance, most of our materials require **basic precautions**. They can be damaged, to a varying extent, depending on the product type, by:

- **mechanical** factors: wear and tear, scratches, impact, distortion, etc.
- **chemical** factors: acids, bases, solvents, etc.

Our surfaces must therefore be cleaned in accordance with the following principles :

- **Systematically carry out a preliminary test on non-visible and restricted areas** to determine compatibility (e.g. under the seat or table top)
- **Do not use abrasive products** or products which may affect the condition of the surface (abrasive sponges, wire wool, pads, scouring creams or powders, dyed textiles which may leave marks, etc.)
- **Do not use aggressive chemicals** (solvents, alkaline detergents, etc)
- Beware of retention zones in which cleaning products can be trapped, leading to further damage
- **Comply with the conditions of use** of the products used (dilution, diffusion, application time, etc.)

- **Limit the use of a pressure washer** and comply with the operational instructions (application distance, pressure, nozzle type, temperature, use of chemicals, etc.)
- If your table has a solid top, tilt it slightly, using the **Fermob table block supplied**, to prevent water from accumulating when it is not in use,
- Avoid prolonged contact with objects that may retain water or moisture (such as flower pots or trivets),
- **Never cover the furniture with non-breathable tarpaulin** or plastic sheeting that will retain moisture,
- Clean off any bird droppings as soon as possible, as these are particularly corrosive.



**Our recommendations are as follows:**



**Use water, soapy water** or a **detergent with a neutral PH** (5 to 8).

*(FERMOB mild multi-purpose cleaner or household items such as dishes or windows)*



Apply with a **soft sponge** or a white soft cloth made of a non-abrasive material.

**Rinse with water.**



**Wipe carefully** to avoid traces of limescale.



### FOCUS ON MILD MULTI-PURPOSE CLEANER

- Allows you to clean all your Fermob furniture
- Effective on metal (aluminium or painted steel), Outdoor Technical Fabric (OTF), woven resin, synthetic fibres... (Do not use on teak)



**The following products may be used** but they should be diluted and subject to extensive compatibility testing:

- Ethanol
- Bleach (98% dilution)



**We strongly advise against the following non-exhaustive list of products;** unless appropriately diluted, they could damage our materials:

- Alcohol, isopropanol
- Petrol, white spirit, solvents, dissolvents
- Hydrocarbons, caustic soda, ammonia
- Alkaline detergents (pH > 9)
- Acids
- Polish
- Products to remove graffiti
- etc.

## OUTDOOR TECHNICAL FABRIC (OTF) AND POLYMER THREAD CLEANING



Use clean water, soapy water or, or Fermob multi-purpose cleaner.



Spray or apply with a **soft sponge**. Rub gently with a soft brush.

**Rinse with water.**



**Wipe clean.**

Very dirty surfaces may require a second application.

## TEAK CLEANING

If you have left your garden furniture outside, it will have turned grey over time. You can get it back to its original colour by following the following steps :



**Clean your furniture** with a brush and soapy water.



**Sand the teak** furniture with sandpaper (grade 240 or 120 depending on how grey it is) in the direction of the wood grain.


You can also use a degreasing product, which is more aggressive to the wood and is therefore not recommended as an initial approach.

## FABRIC CLEANING

### PREWASH



**Vacuum your cushion or, if there are any stains, quickly dab them** to absorb the liquid with a paper towel, cloth or towel.



**Clean with a soft brush** or sponge **using a neutral soap**, giving special attention to any stains.



**Rinse with clean water** (do not use a high pressure cleaner, a steam cleaner, dry cleaning or an abrasive liquid).



**Machine-wash compatible materials**, following the recommendations on the label

**Allow to dry in the open air.**



**At the end of the season, wash the cushion covers before tidying away/storing your cushions indoors, protected from dust and moisture.**



## TOUCH UP AND REPAIR



We advise that any scrapes / missing paint should be repaired immediately to prevent corrosion of the metal (steel or aluminium). We recommend this type of touch-up for the parts of your furniture that cannot be seen.

If you observe minor corrosion on your **steel furniture** (most often located at the welds, rivets, joints, under the tops or under the seats) rivets, joints, under the trays or under the seats) the **Fermob anti-rust spray** will allow you to stop the spread of rust the spread of rust:



**Sand the rusted area** with sandpaper (240 or 120), and then **wipe the sanded area with a clean cloth** to remove impurities.



**Before using the rust-proofing product, shake the spray** can well. Do a test spray onto a piece of cardboard.  
**Apply the rust-proofing product** in a sweeping action.  
**Allow to dry** for 5 to 10 minutes.

Move to the painting stage, where you will be using the **touch-up pen** or the **paint spray**.

You do not need to use a rust remover on **aluminium furniture**. Simply sand and repaint.

Wear and tear of painted items (scratches, stains, etc.), whether natural or through failure to follow our precautions for use, can be alleviated on Textured shades (but not on Smooth shades) by applying paint spray:



Follow the cleaning instructions to **clean the surface to be painted**.



**Before using the paint spray, shake the spray** can well. Do a test spray onto a piece of cardboard.  
**Apply the paint in a sweeping action**, starting the application on the outside of the product to avoid any risk of projection.  
**Allow to dry** for 5 to 10 minutes.  
A second coat of paint can be applied.

If the item has only had a slight knock, you could use the **touch-up pen** instead.

## ROLL-OUT OF A SOLUTION FOR PROFESSIONALS

We are able to offer to our professional clients a **viable disinfectant solution** with:

- **Two types of hand-held spray bottles**, developed specifically for COVID-19 by the company Berthoud, with a volume of 1 litre (small size) or 5 litres (large size).
- **A professional disinfectant** (called HAGRAL SPRAY SR), ready to use, doesn't require rinsing, is a virucide, according to the decree of 13 March 2020, is **compatible with surfaces which are in contact with food and is colourless and odourless**. A 98% diluted bleach solution may also be appropriate.



Professional disinfectant  
HAGRAL SPRAY SR



1 Liter      5 Liters  
Hand-held spray bottles  
Berthoud

### CORRELATIONS ESTABLISHED FOLLOWING APPLICATION TESTS

#### Large size 5L

- Surface covered **76 m<sup>2</sup>** (7.5 seconds/m<sup>2</sup>), or about 50 Alizé sunloungers (15 seconds/sunlounger)

#### Small size 1L

- Surface covered **15 m<sup>2</sup>** (15 seconds/m<sup>2</sup>), or about 30 Bistro chairs (15 seconds/chair)

*Under no circumstances can these two services constitute grounds for liability on the part of Fermob with regard to the product's appearance, their virucidal power or any other consequence related to their use.*

## ADDITIONAL ADVICE

A non-exhaustive list of household products including degreasers, disinfectants, antibacterial products, sanitisers, hydroalcoholic gel, fungicides, virucides and multi-purpose products (Sanytol, Cif, La Croix, Mr Clean, etc.) have been tested in our laboratory. **Most of these commercial products are diluted or have a neutral pH and do not damage our materials.**

*This advice is provided in addition and is compatible with the general recommendations above; under no circumstances can this advice constitute grounds for liability on the part of Fermob with regard to the product's appearance, their virucidal power or any other consequence related to their use.*

## SYMBOLS

### MARKET



Specialist  
Superstores

### COLOURS



No. of available  
colours for the  
product

### FABRIC CHARACTERISTICS



Machine washable  
at 30°C

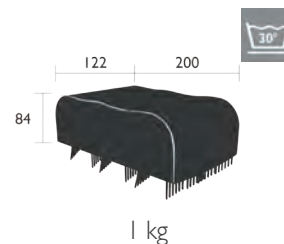
# COVERS

## 3150 - CHAIR & ARMCHAIR STACK COVER



Polyester fabric  
Max. storage capacity: 36 chairs and armchairs  
Luxembourg, Monceau, Stripe, Costa, Facto, Kintbury, Lorette, Cadiz and Studie

315054 ● Grey

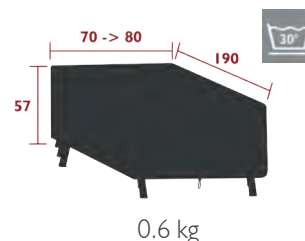


## 8970 - PROTECTIVE COVER FOR SUNLOUNGERS



Fabric polyester  
Storage capacity: 2-5 sunloungers  
Ties to hold the cover in place  
Compatible with:  
XS SUNLOUNGER - ALIZÉ  
SUNLOUNGER - ALIZÉ

897054 ● Grey



## 3151 - PROTECTIVE COVER 160 X 100 CM FOR TABLE

*DESIGN BY STUDIO FERMOB*



Polyamide outdoor fabric  
Ties to hold the cover in place  
Storage bag sewn into cover  
Compatible with:  
TABLE 140 X 80 CM - BELLEVIE  
MID-HEIGHT TABLE 140 X 80 CM - BELLEVIE  
HIGH TABLE 140 X 80 CM - BELLEVIE  
TABLE 160 X 80 CM - CALVI  
HIGH TABLE 160 X 80 CM - CALVI  
TABLE 160 X 80 CM - COSTA  
TABLE 146 X 80 CM - MONCEAU  
TABLE WITH 1 EXTENSION 149/191 X 100 CM - RIBAMBELLE  
TABLE WITH 2 EXTENSIONS 149/234 X 100 CM - RIBAMBELLE  
TABLE WITH 3 EXTENSIONS XL 149/299 X 100 CM - RIBAMBELLE  
OVAL TABLE 160 X 90 CM - LORETTE  
OVAL TABLE 160 X 90 CM - OPÉRA+

315154 ● Grey



## 3152 - PROTECTIVE COVER 210 X 100 FOR TABLE

*DESIGN BY STUDIO FERMOB*



Polyamide outdoor fabric  
Ties to hold the cover in place  
Storage bag sewn into cover  
Compatible with:  
TABLE 196 X 90 CM - BELLEVIE  
TABLE 196 X 90 CM - BELLEVIE PREMIUM  
TABLE WITH EXTENSIONS 200/300 X 100 CM - BIARRITZ  
TABLE 195 X 95 CM - CALVI  
TABLE 194 X 94 CM - MONCEAU  
TABLE 205 X 100 CM - OLÉRON  
TABLE 180 X 100 CM - ROMANE  
TABLE WITH EXTENSIONS 200/300 x 100 CM - ROMANE

315254 ● Grey






# BELLEVIE COVERS

## 8470 - PROTECTIVE COVER FOR ARMCHAIR



Polyurethane coating polyamide fabric  
Elastic straps at the bottom of the cover  
Storage bag sewn into the cover  
Water-repellent fabric, tear-resistant, UV-resistant and resistant to temperatures between -20 and +45°C - Quick-drying  
Do not use as a winter cover  
Compatible with:  
ARMCHAIR - BELLEVIE  
1-SEATER LEFT MODULE - BELLEVIE  
1-SEATER RIGHT MODULE - BELLEVIE




847047 ● Anthracite

0.35 kg

## 8471 - PROTECTIVE COVER FOR 2-SEATER SOFA



Polyurethane coating polyamide fabric  
Elastic straps at the bottom of the cover  
Storage bag sewn into the cover  
Water-repellent fabric, tear-resistant, UV-resistant and resistant to temperatures between -20 and +45°C - Quick-drying  
Do not use as a winter cover  
Compatible with:  
2-SEATER SOFA - BELLEVIE  
2-SEATER CLUB SOFA - BELLEVIE  
2-SEATER LEFT MODULE - BELLEVIE  
2-SEATER RIGHT MODULE - BELLEVIE  
2-SEATER RIGHT CORNER MODULE - BELLEVIE  
2-SEATER LEFT CORNER MODULE - BELLEVIE



847147 ● Anthracite

0.52 kg

## 8472 - PROTECTIVE COVER FOR 3-SEATER SOFA



Polyurethane coating polyamide fabric  
Elastic straps at the bottom of the cover  
Storage bag sewn into cover  
Water-repellent fabric, tear-resistant, UV-resistant and resistant to temperatures between -20 and +45°C - Quick-drying  
Do not use as a winter cover  
Compatible with:  
3-SEATER SOFA - BELLEVIE  
3-SEATER CLUB SOFA - BELLEVIE



847247 ● Anthracite

0.78 kg

# MAINTENANCE

2865 - TOUCH-UP SPRAY (150 ML)



Paint spray  
Covers up scratches in the exact colour of your furniture  
Covers a surface of 0.5–0.6m<sup>2</sup>

2973 - TOUCH-UP PEN (15 G)



Precision paint touch-up pen  
Covers up scratches in the exact colour of your furniture

000920 - RUST-PROOFING PRODUCT (150 ML)



Ready-to-use spray  
Stops rust spreading before painting

000901 - MULTI-PURPOSE CLEANER 500 ML



Ready-to-use spray  
For cleaning all Fermob furniture  
Works on metal (aluminium or painted steel), Outdoor Technical Fabric (OTF), woven resin, synthetic fibres... (do not use on teak)