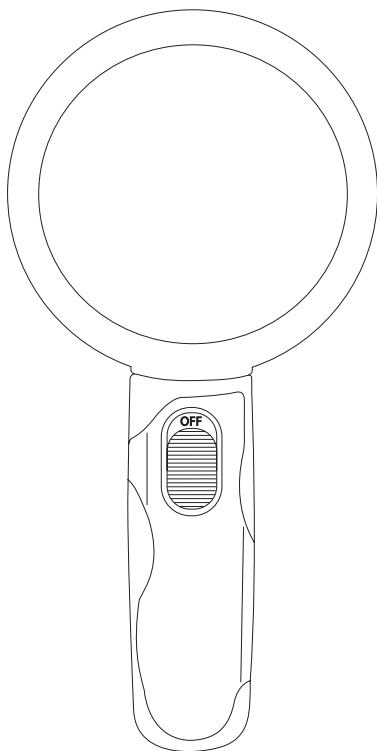


vive®

LED MAGNIFYING GLASS

User Manual
LVA1061



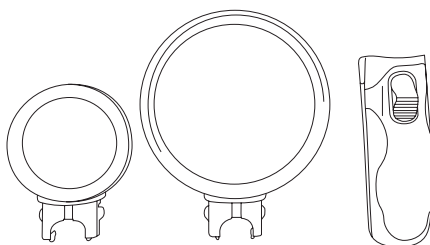
vivehealth.com

WHAT'S INCLUDED

5x Zoom Lens

10x Zoom Lens

Handle/Battery Compartment

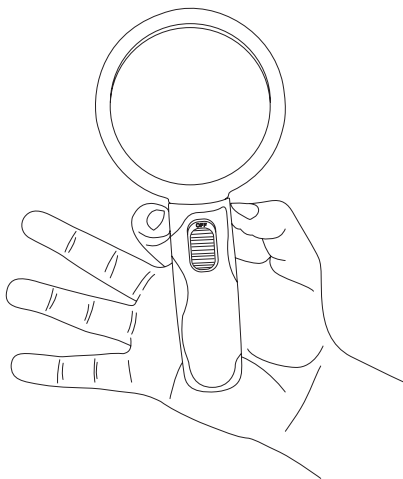


CHANGING THE LENS:

1. Use your thumb and pointer finger to press tabs on both sides of the handle.

2. Remove the lens.

3. Insert the lens into the slot. You should hear an audible click when the lens is securely in place.



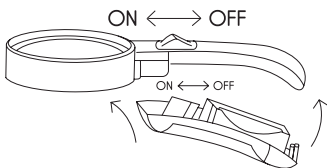
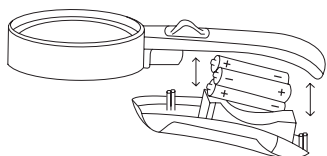
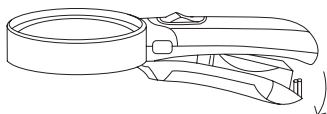
BATTERIES

You will need 3 AAA batteries.

1. The battery compartment is located on the back of the handle. Press the tab with your finger to open the compartment to reveal the batteries.

2. Remove old batteries and replace with three AAA batteries. Be sure that the positive and negative polarity is correct.

3. Close the battery compartment and snap it into place.



ACTIVATE YOUR GUARANTEE



You are protected by Vive Health's industry leading guarantees and customer service:

If you did not purchase through vivehealth.com, please register at vivehealth.com/register to validate your guarantee.

Product Code: LVA1061

✉ service@vivehealth.com

☎ 1-800-487-3808
Monday - Friday 9am - 5pm EST