

THE FAMILY
LOVE
TREE

Assembly Instructions
SLING BACK CHAIR & SOFA




Remove the wrapping from the top and bottom pieces.

Note: Included should be a package of screws, clamps nuts and bolts.

Put the base on the floor and position the top between the the hinges on the base.


The bar on the back of the base should be flush with the back brace of the couch top.



HELP

Call our warehouse for further assistance:

03 9568 1962
Mon/Wed/Fri




THE FAMILY
LOVE
TREE

Assembly Instructions
SLING BACK CHAIR & SOFA



Now that the back is in position screw in three screws to attach the back brace to the rattan.
Next take four of the clamps with nuts and bolts and attach the bottom rattan beams to the metal base.

You can see the clamps have been spread out along the base.
Once the clamps are in place use the screws to secure the top to the base.



HELP

Call our warehouse for further assistance:

03 9568 1962
Mon/Wed/Fri