

## Cantilever Library Shelving



All Estey Library Shelving is powder painted with a tough, baked enamel finish to assure years of lasting beauty. Please contact your local Estey dealer to view our 12 different finishes.

### A Word About Tennsco

Tennsco Corp., headquartered in Dickson, Tennessee, began operations in 1962. Today, Tennsco is an industry leader with over 1.4 million square feet of manufacturing and warehouse space in six facilities. Tennsco offers a wide variety of filing and storage systems, steel office furniture, industrial and institutional shelving, lockers and shop equipment.

### Environmentally Friendly Products

Tennsco steel products are certified SCS Indoor Advantage Gold for indoor air quality and low VOC emissions.



Tennsco products allow our customers to apply for LEED\* credits as described below:

- a. MR Credit 4.1 and 4.2 – Recycled Content
- b. MR Credit 5.1 – Manufactured Regionally
- c. MR Credit 5.2 – Extracted and Manufactured Regionally
- d. EQ Credit 4.2 – Low Emitting Materials, Paints

For additional information on other Tennsco products, contact:

\* Leadership in Energy and Environmental Design Green Building Rating System™

# ESTEY

Acme Visible - 1-800-663-9111 [www.acmevisible.com](http://www.acmevisible.com)



# ESTEY

A DIVISION OF TENNSCO CORP.





Unique Shelving for Unique Libraries





Your library is unique, and you'll find that our Estey Cantilever Library Shelving System accommodates your needs unlike any other shelving available. Estey Cantilever Library Shelving is designed to be functional, versatile, and aesthetically beautiful. Our components are fully interchangeable allowing you to expand or reconfigure as your needs change. And, numerous quality construction features such as superior multibend uprights, sturdy brackets, adjustable levelers, and a powder coated paint finish also provide durability, practicality, and flexibility that offer years of quality performance.





- 


**Long-Lasting Finish**  
Premium powder coating offers great looks and long-lasting performance.
- 


**Practical Design**  
Obstruction-free weld frame design.
- 


**No Sway Braces for Increased Storage Flexibility**  
Elimination of sway braces allows you to store oversized media past the center line of bookstack.
- 


**Flexible Design**  
Adjustable on 1" centers in a 6" repeat pattern to meet your specific needs.
- 


**Superior Uprights**  
Superior multibend uprights with twice the right angle bends (16) of other systems.
- 

**Choice of Bases**  
Choose standard one-piece base shelf construction or optional two-piece adjustable base with recessed kick plate.
- 

**Quality Construction for Simple Rearrangements**  
True unit construction to simplify rearranging bookstacks when needed.
- 

**Rounded End Brackets to Protect Books**  
End brackets have smooth, rounded edges which help prevent kinking of books.
- 

**Extra Wide Upright**  
2 1/2" deep profile provides extra lateral stability. (2" deep profile also available.)
- 

**Sturdy Brackets**  
All brackets have a dimple design which allows shelf to lock into end brackets.
- 

**Adjustable Levelers for Maximum Stability**  
Six-point, fully-adjustable levelers on each double-face section - four-point on each single-face section.



## The Estey Advantage ... More Bends for More Strength

Estey Weld Frame superior quality book stacks are built to last. When the frames are joined together, they provide twice the number of right angle bends (16), which dramatically increase the frame's structural stability – an Estey first. Heavy duty, 16 gauge tubular top spreader enhances overall strength.

### 16 BENDS FOR EXTRA STRENGTH

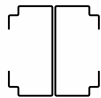


Nothing compares to ESTEY Weld Frame

Here's why:

	Estey WF	Brand L	Brand W	Brand A
Sixteen (16) upright bends each frame	✓			
Largest upright cross sectional area	✓			
16 gauge tubular top spreader (3" x 1")	✓			
STANDARD multiple six point base leveling (on double entry units)	✓			✓
STANDARD one piece base shelf	✓	✓	✓	
STANDARD base strip (kick plate)	✓			✓

### ESTEY WF



Brand L

Brand W

Brand A

## WELD FRAME CLOSED BASE SHELF

### Single Face\*\*



Height	Levels	Shelf Depth	Base Depth	Catalog #*	Height	Levels	Shelf Depth	Base Depth	Catalog #*
42"	3	8"	8"	WF41080	84"	7	8"	8"	WF81080
		8"	10"	WF41082			8"	10"	WF81082
		9"	9"	WF41090			9"	9"	WF81090
		10"	10"	WF41091			9"	10"	WF81091
		10"	10"	WF41100			10"	10"	WF81100
10"	12"	WF41102	10"	12"	WF81102				
12"	12"	WF41120	12"	12"	WF81120				
66"	5	8"	8"	WF61080	90"	7	8"	8"	WF91080
		8"	10"	WF61082			8"	10"	WF91082
		9"	9"	WF61090			9"	9"	WF91090
		10"	10"	WF61091			9"	10"	WF91091
		10"	10"	WF61100			10"	10"	WF91100
10"	12"	WF61102	10"	12"	WF91102				
12"	12"	WF61120	12"	12"	WF91120				
78"	6	8"	8"	WF71080			8"	8"	WF71080
		8"	10"	WF71082			8"	10"	WF71082
		9"	9"	WF71090			9"	9"	WF71090
		9"	10"	WF71091			9"	10"	WF71091
		10"	10"	WF71100			10"	10"	WF71100
10"	12"	WF71102	10"	12"	WF71102				
12"	12"	WF71120	12"	12"	WF71120				

\* If adjustable base is desired, change the prefix "WF" to "WA" Example: WA91120  
 \*\* All single face shelving must be wall anchored.  
 † **Weld frames are also available. For details, please call factory.**  
 NOTE: When 30" wide units are desired, add the number "3" to the catalog number, e.g., WF411003. When 24" wide units are desired, add the number "2" to the catalog number, e.g., WF411002.

### Double Face



Height	Levels	Shelf Depth	Base Depth	Catalog #*	Height	Levels	Shelf Depth	Base Depth	Catalog #*
42"	3	8"	16"	WF42080	84"	7	8"	16"	WF82080+
		8"	20"	WF42082			8"	20"	WF82082
		9"	18"	WF42090			9"	18"	WF82090+
		9"	20"	WF42091			9"	20"	WF82091
		10"	20"	WF42100			10"	20"	WF82100+
10"	24"	WF42102	10"	24"	WF82102				
12"	24"	WF42120	12"	24"	WF82120+				
66"	5	8"	16"	WF62080	90"	7	8"	16"	WF92080+
		8"	20"	WF62082			8"	20"	WF92082
		9"	18"	WF62090			9"	18"	WF92090+
		9"	20"	WF62091			9"	20"	WF92091
		10"	20"	WF62100			10"	20"	WF92100+
10"	24"	WF62102	10"	24"	WF92102				
12"	24"	WF62120	12"	24"	WF92120+				
78"	6	8"	16"	WF72080			8"	16"	WF72080
		8"	20"	WF72082			8"	20"	WF72082
		9"	18"	WF72090+			9"	18"	WF72090+
		9"	20"	WF72091			9"	20"	WF72091
		10"	20"	WF72100+			10"	20"	WF72100+
10"	24"	WF72102	10"	24"	WF72102				
12"	24"	WF72120+	12"	24"	WF72120+				

\* If adjustable base is desired, change the prefix "WF" to "WA" Example: WA92120  
 + Overhead top bracing recommended.  
 † **Weld frames are also available. For details, please call factory.**  
 NOTE: When 30" wide units are desired, add the number "3" to the catalog number, e.g., WF421003. When 24" wide units are desired, add the number "2" to the catalog number, e.g., WF421002.

Georgia Sweetest Catalog, Laneyville, GA.



NOTE: All sizes are nominal. Contact local Estey dealer for actual sizes.

**ESTEY**  
 A DIVISION OF TENNSCO CORP.

## WELD FRAME INTEGRAL BACK UNITS

### Single Face\*\*

Height	Levels	Shelf Depth	Base Depth	Catalog #*	Height	Levels	Shelf Depth	Base Depth	Catalog #*
42"	3	8"	8"	WFIB41080	84"	7	8"	8"	WFIBS1080
		8"	10"	WFIB41082			8"	10"	WFIBS1082
		9"	9"	WFIB41090			9"	9"	WFIBS1090
		9"	10"	WFIB41091			9"	10"	WFIBS1091
		10"	10"	WFIB41100			10"	10"	WFIBS1100
10"	12"	WFIB41102	10"	12"	WFIBS1102				
12"	12"	WFIB41120	12"	12"	WFIBS1120				
66"	5	8"	8"	WFIB61080	90"	7	8"	8"	WFIB91080
		8"	10"	WFIB61082			8"	10"	WFIB91082
		9"	9"	WFIB61090			9"	9"	WFIB91090
		9"	10"	WFIB61091			9"	10"	WFIB91091
		10"	10"	WFIB61100			10"	10"	WFIB91100
10"	12"	WFIB61102	10"	12"	WFIB91102				
12"	12"	WFIB61120	12"	12"	WFIB91120				
78"	6	8"	8"	WFIB71080			8"	8"	WFIB71080
		8"	10"	WFIB71082			8"	10"	WFIB71082
		9"	9"	WFIB71090			9"	9"	WFIB71090
		9"	10"	WFIB71091			9"	10"	WFIB71091
		10"	10"	WFIB71100			10"	10"	WFIB71100
10"	12"	WFIB71102	10"	12"	WFIB71102				
12"	12"	WFIB71120	12"	12"	WFIB71120				

\* If adjustable base is desired, change the prefix "WFIB" to "WAB". Example: WAB91120  
 \*\* All single face shelving must be wall anchored.  
 † **Weld frames are also available. For details, please call factory.**  
 NOTE: When 30" wide units are desired, add the number "3" to the catalog number, e.g., WFIB411003. When 24" wide units are desired, add the number "2" to the catalog number, e.g., WFIB411002.

### Double Face

Height	Levels	Shelf Depth	Base Depth	Catalog #*	Height	Levels	Shelf Depth	Base Depth	Catalog #*
42"	3	8"	16"	WFIB42080	84"	7	8"	16"	WFIBS2080+
		8"	20"	WFIB42082			8"	20"	WFIBS2082
		9"	18"	WFIB42090			9"	18"	WFIBS2090+
		9"	20"	WFIB42091			9"	20"	WFIBS2091
		10"	20"	WFIB42100			10"	20"	WFIBS2100+
10"	24"	WFIB42102	10"	24"	WFIBS2102				
12"	24"	WFIB42120	12"	24"	WFIBS2120+				
66"	5	8"	16"	WFIB62080	90"	7	8"	16"	WFIB92080+
		8"	20"	WFIB62082			8"	20"	WFIB92082
		9"	18"	WFIB62090			9"	18"	WFIB92090+
		9"	20"	WFIB62091			9"	20"	WFIB92091
		10"	20"	WFIB62100			10"	20"	WFIB92100+
10"	24"	WFIB62102	10"	24"	WFIB92102				
12"	24"	WFIB62120	12"	24"	WFIB92120+				
78"	6	8"	16"	WFIB72080			8"	16"	WFIB72080
		8"	20"	WFIB72082			8"	20"	WFIB72082
		9"	18"	WFIB72090+			9"	18"	WFIB72090+
		9"	20"	WFIB72091			9"	20"	WFIB72091
		10"	20"	WFIB72100+			10"	20"	WFIB72100+
10"	24"	WFIB72102	10"	24"	WFIB72102				
12"	24"	WFIB72120+	12"	24"	WFIB72120+				

\* If adjustable base is desired, change the prefix "WFIB" to "WAB". Example: WAB92120  
 † **Weld frames are also available. For details, please call factory.**  
 NOTE: When 30" wide units are desired, add the number "3" to the catalog number, e.g., WFIB421003. When 24" wide units are desired, add the number "2" to the catalog number, e.g., WFIB421002.

## WELD FRAME DIVIDER TYPE

### Single Face\*\*

Height	Levels	Shelf Depth	Base Depth	Catalog #*	Height	Levels	Shelf Depth	Base Depth	Catalog #*
42"	3	10"	10"	WBDF41100	84"	7	10"	10"	WBDF81100
		10"	12"	WBDF41102			10"	12"	WBDF81102
		10"	13"	WBDF41103			10"	13"	WBDF81103
		12"	13"	WBDF41120			10"	13"	WBDF81120
		13"	16"	WBDF41130			13"	16"	WBDF81130
13"	16"	WBDF41133	13"	16"	WBDF81133				
66"	5	10"	10"	WBDF61100	90"	7	10"	10"	WBDF91100
		10"	12"	WBDF61102			10"	12"	WBDF91102
		10"	13"	WBDF61103			10"	13"	WBDF91103
		12"	13"	WBDF61120			10"	13"	WBDF91120
		13"	16"	WBDF61130			13"	16"	WBDF91130
13"	16"	WBDF61133	13"	16"	WBDF91133				
78"	6	10"	10"	WBDF71100	93"	8	10"	10"	WBDF01100
		10"	12"	WBDF71102			10"	12"	WBDF01102
		10"	13"	WBDF71103			10"	13"	WBDF01103
		12"	13"	WBDF71120			10"	13"	WBDF01120
		13"	16"	WBDF71130			13"	16"	WBDF01130
13"	16"	WBDF71133	13"	16"	WBDF01133				

\* If adjustable base is desired, change the prefix "WBDF" to "WBD". Example: WBD41133  
 \*\* All single face shelving must be wall anchored.  
 † **Weld frames are also available. For details, please call factory.**  
 NOTE: When 30" wide units are desired, add the number "3" to the catalog number, e.g., WBDF411003. When 24" wide units are desired, add the number "2" to the catalog number, e.g., WBDF411002.

### Double Face

Height	Levels	Shelf Depth	Base Depth	Catalog #*	Height	Levels	Shelf Depth	Base Depth	Catalog #*
42"	3	10"	20"	WBDF42100	84"	7	10"	20"	WBDF82100+
		10"	24"	WBDF42102			10"	24"	WBDF82102
		10"	26"	WBDF42103			10"	26"	WBDF82103+
		12"	24"	WBDF42120			12"	24"	WBDF82120+
		13"	26"	WBDF42130			13"	26"	WBDF82130+
13"	32"	WBDF42133	13"	32"	WBDF82133+				
66"	5	10"	20"	WBDF62100	90"	7	10"	20"	WBDF92100
		10"	24"	WBDF62102			10"	24"	WBDF92102+
		10"	26"	WBDF62103			10"	26"	WBDF92103+
		12"	24"	WBDF62120			12"	24"	WBDF92120+
		13"	26"	WBDF62130			13"	26"	WBDF92130+
13"	32"	WBDF62133	13"	32"	WBDF92133+				
78"	6	10"	20"	WBDF72100+	93"	8	10"	20"	WBDF02100+
		10"	24"	WBDF72102			10"	24"	WBDF02102
		10"	26"	WBDF72103			10"	26"	WBDF02103+
		12"	24"	WBDF72120+			12"	24"	WBDF02120+
		13"	26"	WBDF72130+			13"	26"	WBDF02130+
13"	32"	WBDF72133	13"	32"	WBDF02133				

\* If adjustable base is desired, change the prefix "WBDF" to "WBD". Example: WBD42133  
 † **Weld frames are also available. For details, please call factory.**  
 NOTE: When 30" wide units are desired, add the number "3" to the catalog number, e.g., WBDF421003. When 24" wide units are desired, add the number "2" to the catalog number, e.g., WBDF421002.

## PERIODICAL DISPLAY UNITS

### Periodical Display Units

Sloping periodical shelving with flat storage shelf. Includes 12" storage shelves and 12" base single face or 24" base double face.

#### SINGLE FACE

Height	Sloping Shelves	Storage Levels	Catalog #
42"	3	3	WP41120
66"	4	4	WP61120
78"	5	5	WP71120
84"	6	6	WP81120
90"	6	6	WP91120

\* If adjustable base is desired, change the prefix "WP" to "WAP". Example: WAP72133  
NOTE: Display shelf is 14" high

#### DOUBLE FACE

Height	Sloping Shelves	Storage Levels	Catalog #
42"	6	6	WP42120
66"	8	8	WP62120
78"	10	10	WP72120
84"	12	12	WP82120
90"	12	12	WP92120

NOTE: When 30" wide units are desired, add the number "3" to the catalog number; e.g., WP41203. When 24" wide units are desired, add the number "2" to the catalog number; e.g., WP41202.

### Display Shelf Units

Sloping display unit is ideal for displaying various periodicals, new books, or other media items. Lower shelves are sloped 10° for better visualization. Shelves are 7" deep actual.

#### SINGLE FACE

Height	Sloping Shelves	Storage Levels	Catalog #
42"	1	2	WFD5436
66"	2	3	WFD5636
84"	3	4	WFD5836
90"	3	4	WFD5936

NOTE: When 30" wide units are desired, change the number "36" to "30" in the catalog number; e.g., WFD5430. When 24" wide units are desired, change the number "36" to "24" in the catalog number; e.g., WFD5424.

#### DOUBLE FACE

Height	Sloping Shelves	Storage Levels	Catalog #
42"	2	4	WFDD436
66"	4	6	WFDD636
84"	6	8	WFDD836
90"	6	8	WFDD936

## FRAMES & GUSSETS

### Welded Frames

Height	Catalog Number*
42"	W4236
54"	W5436
66"	W6636
78"	W7836
84"	W8436
90"	W9036
93"	W9336

#### SEISMIC SWAY BRACES

Height	Catalog Number*
66" & 78"	SSBR6036A
84", 90", 93"	SSBR7336A

### 2" Welded Frames

Height	Catalog Number*
42"	W2-4236
54"	W2-5436
66"	W2-6636
78"	W2-7836
84"	W2-8436
90"	W2-9036
93"	W2-9336

#### SEISMIC SWAY BRACES

Height	Catalog Number*
66" & 78"	SSBR6036A
84", 90", 93"	SSBR7336A

### Seismic Welded Frames

Eliminates the need for sway braces. Available in 2".

Height	Catalog Number*
78"	SWF7836
84"	SWF8436
90"	SWF9036

### Fixed Base

#### Reinforcing Gussets

Used when fixed base shelving units are to be mounted on mobile carriage bases or when additional stabilization is required. Single face gussets must be specified left or right.

SINGLE FACE	DOUBLE FACE
08" GS08-1LA	16" GD08-1A
08" GS08-1RA	18" GD09-1A
09" GS09-1LA	20" GD10-1A
09" GS09-1RA	24" GD12-1A
10" GS10-1AL	26" GD15-1A
10" GS10-1AR	32" GD16-1A
12" GS12-1AL	
12" GS12-1AR	
13" GS13-1LA	
13" GS13-1RA	
16" GS16-1LA	
16" GS16-1RA	

### Adjustable

#### Reinforcing Gussets

Used when an adjustable shelf is used for a base and is to be mounted on mobile carriage bases only. Single face gussets must be specified left or right.

SINGLE FACE	DOUBLE FACE
08" GS08CAL	16" GD08CA
08" GS08CAR	18" GD09CA
09" GS09CAL	20" GD10CA
09" GS09CAR	24" GD12CA
10" GS10CAL	26" GD15CA
10" GS10CAR	32" GD16CA
12" GS12CAL	
12" GS12CAR	
13" GS13CAL	
13" GS13CAR	
16" GS16CAL	
16" GS16CAR	

**BASE SHELVES**

**Closed Base Shelves**

One piece construction comes complete with base brackets. Special widths or depths available.

<b>SINGLE FACE</b>			
Size	Catalog Number*	Size	Catalog Number*
36" w x 8" d	WB3608A	36" w x 12" d	WB3612A
36" w x 9" d	WB3609A	36" w x 13" d	WB3613A
36" w x 10" d	WB3610A	36" w x 16" d	WB3616A


<b>DOUBLE FACE</b>			
Size	Catalog Number*	Size	Catalog Number*
36" w x 16" d	WB3616DA	36" w x 24" d	WB3624DA
36" w x 18" d	WB3618DA	36" w x 26" d	WB3626DA
36" w x 20" d	WB3620DA	36" w x 32" d	WB3632DA



<b>ADJUSTABLE SINGLE FACE</b>			
Size	Catalog Number*	Size	Catalog Number*
36" w x 8" d	WA3608A	36" w x 12" d	WA3612A
36" w x 9" d	WA3609A	36" w x 13" d	WA3613A
36" w x 10" d	WA3610A	36" w x 16" d	WA3616A

<b>ADJUSTABLE DOUBLE FACE</b>			
Size	Catalog Number*	Size	Catalog Number*
36" w x 16" d	WA3616DA	36" w x 24" d	WA3624DA
36" w x 18" d	WA3618DA	36" w x 26" d	WA3626DA
36" w x 20" d	WA3620DA	36" w x 32" d	WA3632DA



**BASE SHELVES**

**Closed Base Shelves With Dividers**

Slotted on 1" centers for dividers, with 5" backstop. Five adjustable dividers provided with 36" wide shelf.

<b>SINGLE FACE</b>			
Size	Catalog Number*	Size	Catalog Number*
36" w x 10" d	TBDF3610	36" w x 13" d	TBDF3613
36" w x 12" d	TBDF3612	36" w x 16" d	TBDF3616

<b>DOUBLE FACE</b>			
Size	Catalog Number*	Size	Catalog Number*
36" w x 20" d	TBDF3620	36" w x 26" d	TBDF3626
36" w x 24" d	TBDF3624	36" w x 32" d	TBDF3632



<b>ADJUSTABLE SINGLE FACE</b>			
Size	Catalog Number*	Size	Catalog Number*
36" w x 10" d	TBDA3610	36" w x 13" d	TBDA3613
36" w x 12" d	TBDA3612	36" w x 16" d	TBDA3616

<b>ADJUSTABLE DOUBLE FACE</b>			
Size	Catalog Number*	Size	Catalog Number*
36" w x 20" d	TBDA3620	36" w x 26" d	TBDA3626
36" w x 24" d	TBDA3624	36" w x 32" d	TBDA3632



\* For 24" or 30" wide items, change 36 in catalog number to 24 or 30 (e.g. WB2408A, WB3012A, etc.)  
NOTE: All sizes are nominal. Contact local Estey dealer for actual sizes.

\* For 24" or 30" wide items, change 36 in catalog number to 24 or 30 (e.g. WB2408A, WB3012A, etc.) \* NOTE: All sizes are nominal. Contact local Estey dealer for actual sizes.

**BASE SHELVES**

**Sloping Base Shelves**

Provides an improved view of items displayed on the bottom shelf.


**SINGLE FACE**  
**Size**                      **Catalog Number\***  
 36" w x 9" d              WSB3609A  
 36" w x 10" d             WSB3610A  
 36" w x 12" d             WSB3612A

**DOUBLE FACE**  
**Size**                      **Catalog Number\***  
 36" w x 18" d             WSB3618A  
 36" w x 20" d             WSB3620A  
 36" w x 24" d             WSB3624A

**ADJUSTABLE SINGLE FACE**

**Size**                      **Catalog Number\***  
 36" w x 9" d              WSB3609A  
 36" w x 10" d             WSB3610A  
 36" w x 12" d             WSB3612A

**ADJUSTABLE DOUBLE FACE**  
**Size**                      **Catalog Number\***  
 36" w x 18" d             WSB3618A  
 36" w x 20" d             WSB3620A  
 36" w x 24" d             WSB3624A



**BASE SHELVES**

**Video Sloping Base Shelves**

Sloping base shelf. Slotted on 1" centers for dividers, with 5" integral backstop. Six adjustable dividers provided with 36" wide shelf.

**SINGLE FACE**  
**Size**                      **Catalog Number\***  
 36" w x 12" d             VCA3612A  
 6 dividers

**DOUBLE FACE**  
**Size**                      **Catalog Number\***  
 36" w x 24" d             VCA3624A  
 12 dividers

**ADJUSTABLE SINGLE FACE**

**Size**                      **Catalog Number\***  
 36" w x 12" d             VCA3612A  
 6 dividers

**ADJUSTABLE DOUBLE FACE**  
**Size**                      **Catalog Number\***  
 36" w x 24" d             VCA3624A  
 12 dividers





## BASE SHELVES

### Integral Back Base Shelves

Includes one wire divider per opening.

#### SINGLE FACE

Size	Catalog Number*	Size	Catalog Number*
36" w x 8"	WIBBS3608A	36" w x 12"	WIBBS3612A
36" w x 9"	WIBBS3609A	36" w x 13"	WIBBS3613A
36" w x 10"	WIBBS3610A	36" w x 16"	WIBBS3616A

#### DOUBLE FACE

Size	Catalog Number*	Size	Catalog Number*
36" w x 18"	WIBBS3618A	36" w x 26"	WIBBS3626A
36" w x 20"	WIBBS3620A	36" w x 32"	WIBBS3632A
36" w x 24"	WIBBS3624A		

#### ADJUSTABLE SINGLE FACE


Size	Catalog Number*	Size	Catalog Number*
36" w x 8"	WIBBSA3608A	36" w x 12"	WIBBSA3612A
36" w x 9"	WIBBSA3609A	36" w x 13"	WIBBSA3613A
36" w x 10"	WIBBSA3610A	36" w x 16"	WIBBSA3616A

#### ADJUSTABLE DOUBLE FACE

Size	Catalog Number*	Size	Catalog Number*
36" w x 18"	WIBBSA3618A	36" w x 26"	WIBBSA3626A
36" w x 20"	WIBBSA3620A	36" w x 32"	WIBBSA3632A
36" w x 24"	WIBBSA3624A		

#### DIVIDER ONLY

Size	Catalog Number*
36" w x 8" d	EWD-1
36" w x 12" d	EWD-2



## BASE SHELVES

### Multipurpose Base Shelves

Two-positional shelf can be used as either a sloping display shelf or (reversed) as an integral back shelf. Divider shelves include 6 dividers.

#### SINGLE FACE

Size	Catalog Number*
36" w x 10" d	MPB3610A - Plain
36" w x 10" d	MPDB3610A - Divider
36" w x 12" d	MPB3612A - Plain
36" w x 12" d	MPDB3612A - Divider

#### DOUBLE FACE

Size	Catalog Number*
36" w x 20" d	MPB3620A - Plain
36" w x 20" d	MPDB3620A - Divider
36" w x 24" d	MPB3624A - Plain
36" w x 24" d	MPDB3624A - Divider



### Periodical Base Shelves

Sloped display surface is 14" high and hinged for easy access of back issues.

#### SINGLE FACE

Size	Catalog Number*
36" w x 12" d	WPFB3612A

#### DOUBLE FACE

Size	Catalog Number*
36" w x 24" d	WPFB3624A

#### ADJUSTABLE SINGLE FACE

Size	Catalog Number*
36" w x 12" d	WPAB3612A

#### ADJUSTABLE DOUBLE FACE

Size	Catalog Number*
36" w x 24" d	WPAB3624A



## BASE SHELVES

### Browser Box Base Shelves

Integrated browser box base is ideal for storing all media types. Pull-out feature allows for easy access to materials. Each box comes with 5 dividers.

<b>SINGLE FACE</b>	
<b>Size</b>	<b>Catalog Number*</b>
36" w x 12" d	WAXBRB3612A
<b>DOUBLE FACE</b>	
<b>Size</b>	<b>Catalog Number*</b>
36" w x 24" d	WAXBRB3624A

### Periodical Back Base Shelves

Uniquely designed base allows for storage of publications and back issues in an upright position.

<b>SINGLE FACE</b>	
<b>Size</b>	<b>Catalog Number*</b>
36" w x 12" d	WAPB3612A
<b>DOUBLE FACE</b>	
<b>Size</b>	<b>Catalog Number*</b>
36" w x 24" d	WAPB3624A

Moravia Public Library - Moravia, CA | Architects by Gonzalez Goodale Architects - Pleasanton, CA



## SPECIALTY SHELVES

### Adjustable Shelves

Includes brackets. Can be furnished in special widths or depths.

<b>Size</b>	<b>Catalog Number*</b>	<b>Size</b>	<b>Catalog Number*</b>
36" w x 8" d	BL3608A	36" w x 14" d	BL3614A
36" w x 9" d	BL3609A	36" w x 15" d	BL3615A
36" w x 10" d	BL3610A	36" w x 16" d	BL3616A
36" w x 11" d	BL3611A	36" w x 18" d	BL3618A
36" w x 12" d	BL3612A	36" w x 19" d	BL3619A
36" w x 13" d	BL3613A		

### One Piece Divider Shelves

Built-in 6 1/2" backstop keeps items organized. Shown with standard-sized divider (DIVxx), not included. Dividers shown on page 29.

<b>Size</b>	<b>Catalog Number*</b>	<b>Size</b>	<b>Catalog Number*</b>
36" w x 10" d	BDA3610A	36" w x 13" d	BDA3613A
36" w x 11" d	BDA3611A	36" w x 16" d	BDA3616A
36" w x 12" d	BDA3612A		

### Periodical Display Shelves

Sloped display surface is 14" high and hinged for easy access to back issues.

<b>Size</b>	<b>Catalog Number*</b>
36" w x 12" d	PDS3612A
36" w x 12" d	PDS3612ACLH+

+Includes continuous label holder

### Periodical Display Shelves

#### with Plexiglass Cover

Sloped display surface is 14" high and hinged for easy access to back issues. Plexiglass covers are available in one or two pieces.

<b>Size</b>	<b>Catalog Number*</b>
36" w x 12" d	PDSCA - One Piece
	PDSCA2 - Two Piece

## SPECIALTY SHELVES



### Sloped Display Shelves

Sloped for display with a surface height of 12".

**Size** 36" w x 12" d  
**Catalog Number\*** SDS3612A  
 36" w x 12" d SDS3612ACLH+  
 + Includes continuous label holder



### Sloped Display Shelves with Plexiglass Cover

Sloped display surface is 14" high and hinged for easy access of back issues. Plexiglass covers are available in one or two pieces.

**Size** 36" w x 12" d  
**Catalog Number\*** SDSCA - One Piece  
 SDSCA2 - Two Piece



### Princeton File Box

Displays materials on a sloping shelf, while enclosing stored materials behind the shelf to protect from dust and sunlight.

**Size** 36" w x 17" d x 16" h  
**Catalog Number\*** KDPRBOXA



### Princeton File Box with Plexiglass Cover

Displays materials on a sloping shelf, while enclosing stored materials behind the shelf to protect from dust and sunlight.

**Size** 36" w x 17" d x 16" h - 1 piece plexiglass  
 36" w x 17" d x 16" h - 2 piece plexiglass  
**Catalog Number\*** KDPRBOX1PA  
 KDPRBOX2PA

## SPECIALTY SHELVES



### Three-Piece Periodical Shelves

Three independently sloped display surfaces, each 14" high and hinged for easy access of back issues.

**Size** 36" w x 12" d  
**Catalog Number\*** PDS3612A-3



### Fixed Display Shelf

Sloped 60° for display with a 3" front lip to prevent materials from sliding off. Display surface is 12" high.

**Size** 36" w x 12" d  
**Catalog Number\*** SDS3612S60A



### Periodical Display Back Shelf

Uniquely designed shelf allows for storage of publications and back issues in an upright position.

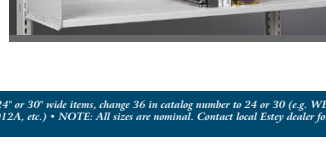
**Size** 36" w x 10" d x 12" h  
**Catalog Number\*** PD3610A



### Sliding Reference Shelves

Sturdy full extension slides attach to underside of adjustable shelf (furnished separately). For double faced units use two reference shelves.

**Size** 36" w x 08" d  
**Catalog Number\*** SRS3608A  
 36" w x 09" d SRS3609A  
**Size** 36" w x 10" d  
**Catalog Number\*** SRS3610A  
 36" w x 12" d SRS3612A



### Integral Back Shelves

Built-in 2" backstop keeps items organized. Includes brackets and one wire divider per opening.

**Size** 36" w x 08" d  
**Catalog Number\*** BLIB3608A  
 36" w x 09" d BLIB3609A  
 36" w x 10" d BLIB3610A  
 36" w x 11" d BLIB3611A  
**Size** 36" w x 12" d  
**Catalog Number\*** BLIB3612A  
 36" w x 13" d BLIB3613A  
 36" w x 16" d BLIB3616A

## SPECIALTY SHELVES



### Video Cassette/Paperback Book Shelf

Sloped to allow convenient viewing of spines on paperbacks and video cassettes. Six adjustable dividers included.

Size	Catalog Number*	Size	Catalog Number*
36" w x 7" d	VCS3607A	36" w x 8" d	VCS3608A
Divider only	DIV07		



### Multimedia Divider Shelf

Ideal for storing all media items. Media can be stacked vertically, retaining visual access to all spine information.

Size	Catalog Number*
36" w x 12" d x 14" h	MMS36A



### Multi-Tier Magazine Racks

Displays magazines on multiple tiers.

	Size	Catalog Number*
<b>2-TIER</b>	36" w x 9" d x 12" h	MTMR-36-2
<b>3-TIER</b>	36" w x 12" d x 16" h	MTMR-36-3
<b>4-TIER</b>	36" w x 14" d x 19" h	MTMR-36-4

## SPECIALTY SHELVES



### Storage Shelves

Use with sloped display shelves, or any place where a flat shelf is desired.

Size	Catalog Number*	Size	Catalog Number*
36" w x 10" d	IN3610A	36" w x 15" d	IN3615A
36" w x 12" d	IN3612A	36" w x 16" d	IN3616A
36" w x 13" d	IN3613A	36" w x 18" d	IN3618A
36" w x 14" d	IN3614A	36" w x 19" d	IN3619A



### Sloped Integral Back Shelf

Ideal for lower levels. This shelf is sloped 7° to allow for easy viewing of materials.

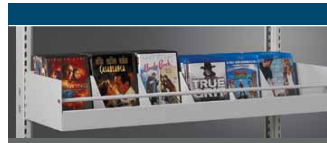
Size	Catalog Number*	Size	Catalog Number*
36" w x 8" d	SIBS3608A	36" w x 12" d	SIBS3612A
36" w x 9" d	SIBS3609A	36" w x 13" d	SIBS3613A
36" w x 10" d	SIBS3610A	36" w x 16" d	SIBS3616A
36" w x 11" d	SIBS3611A		



### Face Out Display Shelf

Ideal for displaying DVD or Blu-ray videos.

Size	Catalog Number*
36" w x 3" d x 8" h	FODSA



### Metal Browsing Box

Storage space ideal for storing all media items. Includes 5 dividers.

Size	Catalog Number*	Divider Only
36" w x 12" d x 6" h	HDBRB3611A	BRBDIVA
36" w x 15" d x 6" h	HDBRB3614A	BRBDIVA14

Holds 126 Blu-rays, 126 CDs or 84 DVDs (using standard cases)



### Pullout Browsing Box

Ideal for storing all media types. Pullout feature permits tighter storage because no space is needed above the box to allow access to stored items. Includes 5 dividers.

Size	Catalog Number*	Divider Only
36" w x 12" d x 7" h	XHDBRB3611A	BRBDIVA
36" w x 15" d x 7" h	XHDBRB3614A	BRBDIVA14

Holds 126 Blu-rays, 126 CDs or 84 DVDs (using standard cases)



## SPECIALTY SHELVES

Stylish and Adaptable



### Double Tier Browsing Box

Two levels of storage space, ideal for storing all media items. Dividers (sold separately) can be placed to hold as many CDs per section as desired. Dividers (sold separately) can be placed to accommodate multiple media type.


**Size** 36" w x 17" d x 8" d  
**Catalog Number\*** DTBRB36A  
Wire Divider DTWD



### Pullout Double Tier Browsing Box

The same as our Double Tier Browsing Box with the added pullout feature that allows tighter storage because no space is needed above the box to access stored items.

**Size** 36" w x 17" d x 10" h  
**Catalog Number\*** XDTBRB36A



### Picture Book Browsing Box

Oversized browsing box is designed for storing oversized and picture books and allows for easy flip through browsing.

**Size** 36" w x 15" d x 7" h  
**Catalog Number\*** PBRRB3615A



### Multipurpose Shelf

Two-positional shelf can be used as either a sloping display shelf or (reversed) as an integral back shelf.

**Size** 36" w x 10" d  
36" w x 12" d  
**Catalog Number\*** MP3610A  
MP3612A



### Multipurpose Divider Shelf

Two-positional shelf can be used as either a sloping display shelf or (reversed) as an integral back shelf. Includes 6 dividers.

**Size** 36" w x 10" d  
36" w x 12" d  
**Catalog Number\*** MPD3610A  
MPD3612A



Vineyard School (Pattler Family Library) - Cabotus, CA | Architecture by Jeffrey M. Kallan & Associates - San Angeles, CA

**ESTEY**  
A DIVISION OF TENNSCO CORP.

## ACCESSORIES



### Browser Shelf

Ideal for storing a wide variety of media items. Shelf includes 5 dividers and attractive lip design.

<b>Size</b>	<b>Catalog Number</b>
36" w x 12" d x 6" h	BRS3611A
Capacity: 126 - Blu-ray (Standard Case)	
126 - CD (Standard Case)	
84 - DVD (Standard Case)	



### Zig-Zag Shelf

Sloped shelf with paperback insert. Ideal for displaying audio cassette or paperback books.

<b>Size</b>	<b>Catalog Number*</b>	<b>Insert Only</b>
36" w x 8" d	ZZ3608A	ZZPD ZZAV



### Shelf Filler

Fills the space between adjustable shelves on double sided units providing a clear-through surface.

<b>Size</b>	<b>Catalog Number*</b>
36" w x 2 1/2" d	SHFIL36



### Workshelf and Brackets

24" deep plastic shelf supported by two steel triangular brackets for work surface within stack usage. Must state desired finish of work shelf.

<b>Size</b>	<b>Catalog Number*</b>	<b>Legs Only</b>	<b>Brackets Only</b>
36" w x 24" d x 28" h	LC54A	LCL	Leftside: LCBRK24L Rightside: LCBRK24R

## ACCESSORIES



### Media Hanger Rack

Consists of brackets with hanger rod for clear-view plastic media bags.

<b>Size</b>	<b>Catalog Number*</b>
36" w x 8" d	HB36A



### Newspaper Racks

Displays newspapers. Newspaper sticks are included.

<b>Size</b>	<b>Catalog Number*</b>	
36" w x 13" d x 18" h	NPR6	(6 Holders)
36" w x 13" d x 29" h	NPR10	(10 Holders)



### Offset Center Backstop

Eliminates the need for individual backstops.

<b>Size</b>	<b>Catalog Number*</b>
<b>LOW PROFILE</b>	
36" w x 2" h	CBSS36



### Reversible Backstop & Wire Divider

One side is regular backstop. Reverse and the other side is sliding support backstop.

<b>Size</b>	<b>Catalog Number*</b>
36" w x 2" h	Back Stop: RBS36 Wire Divider: BSWBS

## ACCESSORIES

### Cabinets

Ideal for storing valuable items that need to be secured. Includes flipper door and lock. Frames hold trays that store various media items.

**CABINET ONLY**  
**Size** 36" w x 19" d x 16" h  
**Catalog Number\*** FDCB36L

**CABINET WITH 1 PULL-OUT FRAME**  
**Size** 36" w x 19" d x 16" h  
**Catalog Number\*** CBF36LFA

**CABINET WITH 2 PULL-OUT FRAMES**  
**Size** 36" w x 19" d x 16" h  
**Catalog Number\*** CBF36L2FA

**FRAME ONLY**  
**Size** 33 3/4" w x 16" d  
**Catalog Number\*** FRAME36A

**METAL TRAYS**

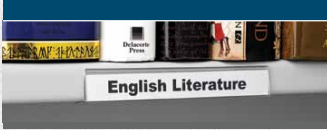
Size	Catalog Number	Divider Only
5" w x 4 1/2" d x 4 1/2" h	TRCD314A	CDD-1
4 7/8" w x 14 3/4" d x 3 1/2" h	TRAC414A	ACD-1
7 1/2" w x 14 3/4" d x 3 1/2" h	TRVHS714A	VHSD-1
5 1/2" w x 2 3/4" d	TRCRD333A	CRDD-1
6 1/2" w x 14 3/4" d x 4 1/2" h	TRMF614A	MFD-1



### Shelf Label Holder

Plastic clip-on holder for 1/2" x 5" card.

**Size** 5 1/2" w x 3/4" h  
**Catalog Number** SLH



### Range Finder & Card Holders

For use on end panels or uprights for identification of range contents. Holds 3" x 5" cards. Finished in black. Attaches with double sided tape.

**RANGE FINDER**  
**Size** 7" d x 3" h  
**Catalog Number** RFP6

**CARD HOLDERS**

Size	Catalog Number
Double Card Holder	DCH-B
Aluminum	SCH-CA
Single Card Holder	SCH-B



## ACCESSORIES

### Steel Book Supports

**Findable** – Unattached book support used on surface of shelves. Furnished with cork backing.

**Hook On** – Hooks onto return flange of adjustable shelves for rigid support.

**Magnetic** – Unattached book support used on surface of shelves furnished with magnetic strip.

FINDABLE	Height	Catalog Number	Height	Catalog Number
6"	6"	BSN6	10"	BSN10
9"	9"	BSN9	12"	BSN12
MAGNETIC	Height	Catalog Number	Height	Catalog Number
6"	6"	BSM6	9"	BSM9
HOOK ON	Height	Catalog Number	Height	Catalog Number
6"	6"	LOBS6	9"	LOBS9



### Wire Book Supports

Wire book support attaches to underside of shelf. Easily adjustable.

Type	Size	Catalog Number
"V"	6" h	WBS6
"V"	9" h	WBS9
"W"	7" h	WBSW7
"W"	9" h	WBSW9



### Shelf Dividers

Standard, durable dividers in multiple sizes which work on many Estey shelving products.

Size	Catalog Number
7" d x 6" h	DIV07
9" d x 7 1/2" h	DIV09
12" d x 7 1/2" h	DIV12



## ACCESSORIES

### Steel Canopy Tops

Keeps dust off your valuable materials. Includes attaching brackets. Attaching bracket also used to secure steel end panels. Each pair consists of one left and one right bracket.

SINGLE FACE	Base Depth	Catalog Number*	Base Depth	Catalog Number*
	08"	CTS3608	12"	CTS3612
	09"	CTS3609	13"	CTS3613
	10"	CTS3610	16"	CTS3616
DOUBLE FACE	Base Depth	Catalog Number*	Base Depth	Catalog Number*
	16"	CTD3616	24"	CTD3624
	18"	CTD3618	26"	CTD3626
	20"	CTD3620	32"	CTD3632
WIDE PROFILE SINGLE FACE	Base Depth	Catalog Number*	Base Depth	Catalog Number*
	08"	CTS3608X	12"	CTS3612X
	09"	CTS3609X	13"	CTS3613X
	10"	CTS3610X	16"	CTS3616X
WIDE PROFILE DOUBLE FACE	Base Depth	Catalog Number*	Base Depth	Catalog Number*
	16"	CTD3616X	24"	CTD3624X
	18"	CTD3618X	26"	CTD3626X
	20"	CTD3620X	32"	CTD3632X
ATTACHING BRACKETS	Base Depth	One Pair	Base Depth	One Pair
	08"	CTB08S	12"	CTB12S
	09"	CTB09S	13"	CTB13S
	10"	CTB10S	16"	CTB16S

### Wire Divider Canopy Tops

Keeps dust off your valuable materials. Includes attaching brackets. Attaching bracket also used to secure steel end panels. Each pair consists of one left and one right bracket.

SINGLE FACE	Base Depth	Catalog Number*	Base Depth	Catalog Number*
	08"	CTS3608	12"	CTS3612
	09"	CTS3609	13"	CTS3613
	10"	CTS3610	16"	CTS3616
DOUBLE FACE	Base Depth	Catalog Number*	Base Depth	Catalog Number*
	16"	CTD3616	24"	CTD3624
	18"	CTD3618	26"	CTD3626
	20"	CTD3620	32"	CTD3632
			16"	CTD36dd

### Acrylic Panel Brackets

Used to attach acrylic end panels to weld frame units.

SINGLE FACE	Base Depth	Catalog Number	Base Depth	Catalog Number
	10	GPTGS2-10LA	13	GPTGS2-13LA
	10	GPTGS2-10RA	13	GPTGS2-13RA
	11	GPTGS2-11LA	16	GPTGS2-16LA
	11	GPTGS2-11RA	16	GPTGS2-16RA
	12	GPTGS2-12LA		
	12	GPTGS2-12RA		
SINGLE FACE	Base Depth	Catalog Number	Base Depth	Catalog Number
	20	GPTGD2-10A	26	GPTGD2-13A
	22	GPTGD2-11A	32	GPTGD2-16A
	24	GPTGD2-12A		

## ACCESSORIES

### Canopy Brackets For Wood Tops

Used when wood or laminate canopy tops are used. For single face units, use one pair. For double face units, use two pairs. Each pair consists of one left and one right bracket and hardware. Wood top not included.

Size	One Pair	Size	One Pair	Size	One Pair
08"	CTB08S	12"	CTB12S	16"	CTB16S
09"	CTB09S	13"	CTB13S	18"	CTB18S
10"	CTB10S				

### Lighting

Place anywhere more light is needed for display or referencing.

Size	Catalog Number
36" w x 15" d x 4" h	ESTLIGHT36


### Wall Clip

Used to attach single face units to the wall for support.

Size	Catalog Number
3" w x 2" d x 1" h	WCLIP




Versatile Good Looks



Menlo Park Library - Menlo Park, CA | Architecture by Gonzalez Gonzalez Architects - Pasadena, CA

ACCESSORIES

Media Cart



Can be customized to carry any type of media. Basic media cart comes without shelves, allowing customer to choose shelves "a la Carte" to best suit the application. Carts come standard with one handle; for additional handle, see below.

Size	Catalog Number*
36" w x 30" h	EMC-3630A
36" w x 36" h	EMC-3636A
42" w x 36" h	EMC-4236A

Additional Handle CH

Note: Base depth of cart is 26", but will vary depending on shelving selected.

Book Truck



Book trucks are available with either sloped shelves (ESBT-4320A) or flat shelves (ESBT-4328A).

SLOPING	
Size	Catalog Number
20" w x 13" d x 43" h	ESBT-4320A

FLAT	
Size	Catalog Number
31" w x 17" d x 43" h	ESBT-4328A

## ACCESSORIES

### Steel End Panels and Backs

Optional attaching brackets available for added stability. See page 30 under Steel Canopy Tops.

#### SINGLE FACE END PANELS

Height	Base Depth	Catalog Number	Height	Base Depth	Catalog Number
42"	8"	WSP4208A	84"	8"	WSP8408A
	9"	WSP4209A		9"	WSP8409A
	10"	WSP4210A		10"	WSP8410A
	12"	WSP4212A		12"	WSP8412A
	13"	WSP4213A		13"	WSP8413A
16"	WSP4216A	16"	WSP8416A		
66"	8"	WSP6608A	90"	8"	WSP9008A
	9"	WSP6609A		9"	WSP9009A
	10"	WSP6610A		10"	WSP9010A
	12"	WSP6612A		12"	WSP9012A
	13"	WSP6613A		13"	WSP9013A
16"	WSP6616A	16"	WSP9016A		
78"	8"	WSP7808A	93"	8"	WSP9308A
	9"	WSP7809A		9"	WSP9309A
	10"	WSP7810A		10"	WSP9310A
	12"	WSP7812A		12"	WSP9312A
	13"	WSP7813A		13"	WSP9313A
16"	WSP7816A	16"	WSP9316A		

#### DOUBLE FACE END PANELS

Height	Base Depth	Catalog Number	Height	Base Depth	Catalog Number
42"	16"	WDP4216A	84"	16"	WDP8416A
	18"	WDP4218A		18"	WDP8418A
	20"	WDP4220A		20"	WDP8420A
	24"	WDP4224A		24"	WDP8424A
	26"	WDP4226A		26"	WDP8426A
	32"	WDP4232A		32"	WDP8432A
66"	16"	WDP6616A	90"	16"	WDP9016A
	18"	WDP6618A		18"	WDP9018A
	20"	WDP6620A		20"	WDP9020A
	24"	WDP6624A		24"	WDP9024A
	26"	WDP6626A		26"	WDP9026A
	32"	WDP6632A		32"	WDP9032A
78"	16"	WDP7816A	93"	16"	WDP9316A
	18"	WDP7818A		18"	WDP9318A
	20"	WDP7820A		20"	WDP9320A
	24"	WDP7824A		24"	WDP9324A
	26"	WDP7826A		26"	WDP9326A
	32"	WDP7832A		32"	WDP9332A

#### STEEL BACKS


Size	Catalog Number*	Size	Catalog Number*
36" w x 42" h	WNB3642A	36" w x 84" h	WNB3684A
36" w x 66" h	WNB3666A	36" w x 90" h	WNB3690A
36" w x 78" h	WNB3678A		

## ACCESSORIES

### Corner Fillers

Used to make a corner for units placed at right angles to each other. Available in all heights and depths. Specify height and depth (*h/d/d*) when ordering. Over 93" high contact factory.


Height	Catalog Number
42" to 93"	SCFhddA
Depth	
08" to 15"	



### Intermediate Wall Fillers

Used to fill a void where two single faced units are joined at a right angle with a double faced unit. Available for all base shelf depths and frame heights. Specify height and depth (*h/d/d*) when ordering. Over 93" high contact factory.

Height	Catalog Number
42" to 93"	DCFhddA
Depth	
08" to 32"	



## OPTIONS

### Wall Hung Columns

One-Piece Wall Hung Column Strip. Designed to accept all components or accessory items, 1 1/2" w x 1" d. Special heights available.

Width	Catalog Number
30"	PILWCH30
42"	PILWCH42
54"	PILWCH54
66"	PILWCH66
78"	PILWCH78
84"	PILWCH84
90"	PILWCH90

### Welded Frame Extender

Add to existing frames for more space. Available in a variety of sizes with a 12" minimum. Also available for 2" frames.

Height	Catalog Number*
36" w x 12" h	WFEXT3612A
36" w x 18" h	WFEXT3618A
36" w x 24" h	WFEXT3624A
36" w x 30" h	WFEXT3630A

### Transverse Overhead Top Tie Bracing

Channel construction top tie furnished in 8 foot lengths for use with free standing and open base bookstacks.

Width	Catalog Number
Weld Frame	OTBW9

## Functional and Contemporary



Waco High School Library - Waco, TX