



**Borroughs**  
CORPORATION



# High Density Drawers

Acme Visible - 1-800-663-9111

[www.acmevisible.com](http://www.acmevisible.com)



# High Density (HD) DRAWERS

## THE HEAVYWEIGHT ORGANIZER


Borroughs High Density Drawers provide a powerful storage solution with a capacity up to 400 lbs. per drawer. Partition and divider combinations allow you to design a system with pre-configured or customized layouts to improve space efficiency as well as organizational productivity of heavy, hard to store or smaller items. Drawers are designed to protect inventory with a cushion impact closing mechanism and a closing action that won't allow drawers to drift open. Optional label holders provide easy and fast compartment identification to improve retrieval time and efficiency. Best of all, Borroughs High Density Drawers are designed to work easily and seamlessly with your Box Edge Plus® steel storage systems.



Partitions and dividers combine for an almost endless variety of storage spaces to match stored items.



## BORROUGHS HD DRAWER SIZES AND SPECIFICATIONS



### 20 DRAWER SIZES

Drawers have 5 different heights: 3", 4-1/2", 6", 9" and 12". Drawers can be arranged and rearranged to keep your storage system efficient as your operation grows and changes. They can be installed in any combination as long as the total height of the drawer fronts does not exceed the height of the mounting uprights.

20 Drawer Sizes
36" w x 18" d
36" w x 24" d
48" w x 18" d
48" w x 24" d




### FEATURES

- Drawers fully extend to view and access entire contents.
- Ball bearing slide suspension for smooth operation.
- Soft cushion impact when closing and opening drawer.
- Each drawer will support up to 400 pounds of an evenly distributed load.
- Partitions and dividers can be added for custom configuration.
- All hardware and easy-to-follow instructions are provided for fast installation.
- Drawer fronts are flush with posts for a custom look.

## COMPONENTS and ACCESSORIES


### PARTITIONS

Slotted steel partitions create major drawer interior storage spaces. Partitions slide into slots on drawer walls to span the full width or depth of drawers—and, allow the addition of dividers to further subdivide the drawer's interior. Partitions are available in 18" and 24" depths; 36" and 48" widths and 3", 4-1/2" and 6" heights. All partitions are painted #161 Mist Gray.




### DIVIDERS

Galvanized steel dividers subdivide the storage spaces between partitions or partitions and drawer walls. Dividers simply drop into slots in partitions and drawer walls making storage space adjustments quick and easy. Slots are manufactured in partitions and drawer walls on 1" nominal centers. Divider widths are measured by the number of drawer wall slots the divider spans (i.e. a 3s divider will span 3 slots). Dividers are available in heights to match partitions (3", 4-1/2" and 6") and in eleven widths (3 slots through 13 slots). The 36" wide drawer has 31 slots allowing for up to ten 3s storage spaces. The 48" wide drawer has 43 slots, allowing for up to fourteen 3s storage spaces.




Full-width aluminum handle features integral label holder, paper insert, non-reflective mylar cover and plastic end cap.



Mounting upright sets are available in four heights: 18", 24", 36" and 48". They attach easily to angled or beaded shelving posts.

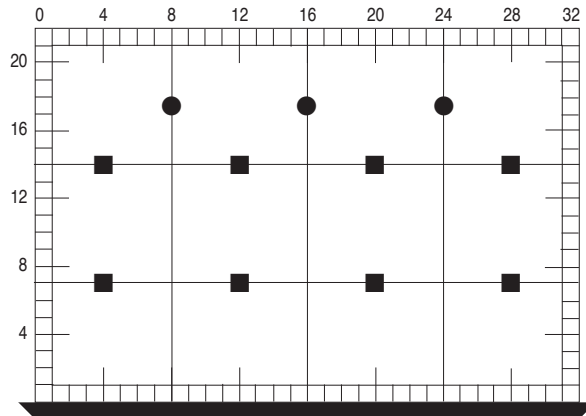
400 lb capacity slides offer a smooth suspension with full drawer extension.



Optional snap-on gray plastic label holders are available for additional parts identification within drawer compartments.

## FRAME SWING DOORS


Frame swing doors can be added to drawer unit for additional protection and security. See page 38 for details.



## PRECONFIGURED DRAWERS

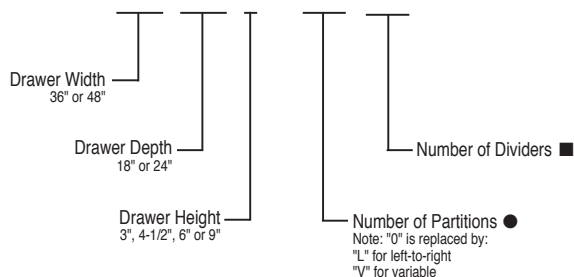
Borrighs offers a large number of standard preconfigured drawer interiors frequently ordered for small parts storage—and, for simplicity, these Borrighs' drawers and interiors can be ordered as a complete, outfitted assembly using only one part number. This provides the drawer, including the slide and handle/label holder, factory installed partitions with essential dividers packaged in one carton. This makes ordering quick and easy...and saves installation time, too!

Available in your choice of seven colors.  
Borrighs Standard Industrial Colors



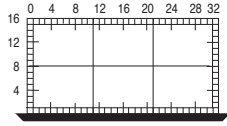
### EXAMPLE

**3 6 2 4 4 - 0 3 0 8**



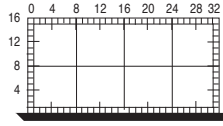
- Drawer interiors are painted #161 Mist Gray
- Drawers include full-width aluminum handle/label holder, end caps, paper label and clear plastic label cover
- Drawer dividers are galvanized steel
- Drawer partitions are painted #161 Mist Gray and installed in drawer
- Drawer dividers are taped together and packed in drawer
- Drawer slides are packed separately

## PRECONFIGURED 36" X 18" DRAWERS



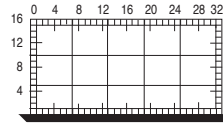
**6 Compartments**  
 (4) 10" x 7-11/16"  
 (2) 9-1/6" x 7-11/16"

Catalog No.	Wt.
36183-0203	36.7
36184-0203	39.3
36186-0203	43.0
36189-0203	48.4



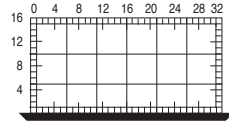
**8 Compartments**  
 (8) 7-1/8" x 7-11/16"

Catalog No.	Wt.
36183-0304	37.9
36184-0304	40.7
36186-0304	44.7
36189-0304	50.1



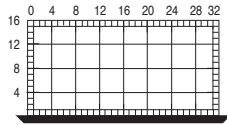
**15 Compartments**  
 (2) 6-1/8" x 5-3/4"  
 (4) 6-1/8" x 4-13/16"  
 (3) 5-1/8" x 5-3/4"  
 (6) 5-1/8" x 4-13/16"

Catalog No.	Wt.
36183-0410	39.8
36184-0410	43.1
36186-0410	48.0
36189-0410	53.4



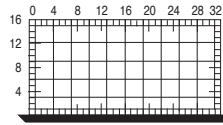
**18 Compartments**  
 (2) 5-1/8" x 5-3/4"  
 (4) 5-1/8" x 4-13/16"  
 (4) 4-3/16" x 5-3/4"  
 (8) 4-3/16" x 4-13/16"

Catalog No.	Wt.
36183-0512	40.9
36184-0512	44.4
36186-0512	49.7
36189-0512	55.1



**32 Compartments**  
 (32) 3-3/16" x 3-27/32"

Catalog No.	Wt.
36183-0724	44.0
36184-0724	48.1
36186-0724	54.6
36189-0724	60.0

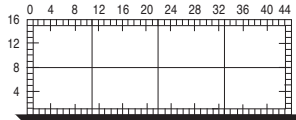


**50 Compartments**  
 (2) 3-3/16" x 3-27/32"  
 (8) 3-3/16" x 2-7/8"  
 (6) 2-1/4" x 3-27/32"  
 (32) 2-1/4" x 2-7/8"

Catalog No.	Wt.
36183-0940	47.0
36184-0940	51.8
36186-0940	59.5
36189-0940	64.9

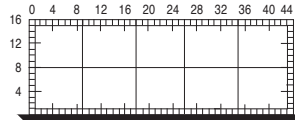


## PRECONFIGURED 48" X 18" DRAWERS



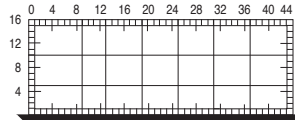
**8 Compartments**  
 (8) 10" x 7-11/16"

Catalog No.	Wt.
48183-0304	42.5
48184-0304	46.2
48186-0304	51.4
48189-0304	58.1



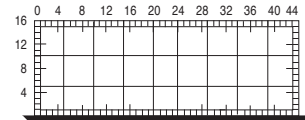
**10 Compartments**  
 (8) 8-1/6" x 7-11/16"  
 (2) 7-1/8" x 7-11/16"

Catalog No.	Wt.
48183-0405	43.6
48184-0405	47.6
48186-0405	53.1
48189-0405	59.8



**21 Compartments**  
 (2) 6-1/8" x 5-3/4"  
 (4) 6-1/8" x 4-13/16"  
 (5) 5-1/8" x 5-3/4"  
 (10) 5-1/8" x 4-13/16"

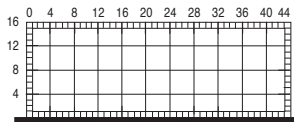
Catalog No.	Wt.
48183-0614	44.6
48184-0614	49.0
48186-0614	55.1
48189-0614	61.8



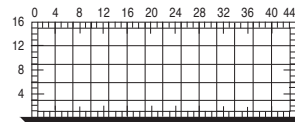
**27 Compartments**  
 (8) 4-3/16" x 5-3/4"  
 (16) 4-3/16" x 4-13/16"  
 (1) 3-3/16" x 5-3/4"  
 (2) 3-3/16" x 4-13/16"

Catalog No.	Wt.
48183-0818	49.3
48184-0818	54.4
48186-0818	62.1
48189-0818	68.8

Catalog No.	Wt.
48183-1033	52.6
48184-1033	58.5
48186-1033	67.5
48189-1033	74.2



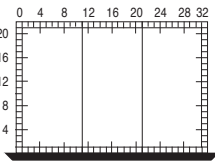
**44 Compartments**  
 (44) 3-3/16" x 3-27/32"



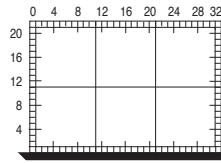
**70 Compartments**  
 (2) 3-3/16" x 3-27/32"  
 (8) 3-3/16" x 2-7/8"  
 (12) 2-1/4" x 3-27/32"  
 (48) 2-1/4" x 2-7/8"

Catalog No.	Wt.
48183-1356	57.0
48184-1356	63.9
48186-1356	74.7
48189-1356	81.4

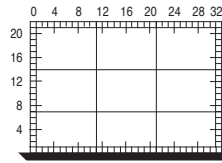
# PRECONFIGURED 36" X 24" DRAWERS



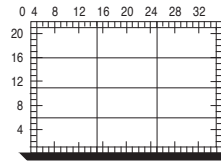
**3 Compartments**  
 (2) 10" x 21-1/2"  
 (1) 9-1/8" x 21-1/2"



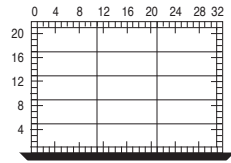
**6 Compartments**  
 (4) 10" x 10-5/8"  
 (2) 9-1/8" x 10-5/8"



**9 Compartments**  
 (4) 10" x 6-3/4"  
 (2) 10" x 7-11/16"  
 (2) 9-1/8" x 6-3/4"  
 (1) 9-1/8" x 7-11/16"



**12 Compartments**  
 (4) 10" x 5-3/4"  
 (4) 10" x 4-13/16"  
 (2) 9-1/8" x 5-3/4"  
 (2) 9-1/8" x 4-13/16"



**15 Compartments**  
 (4) 10" x 4-13/16"  
 (6) 10" x 3-27/32"  
 (2) 9-1/8" x 4-13/16"  
 (3) 9-1/8" x 3-27/32"

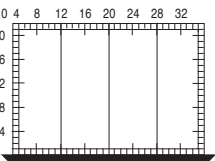
Catalog No.	Wt.
36243-0200	39.5
36244-0200	42.4
36246-0200	46.2
36249-0200	52.7

Catalog No.	Wt.
36243-0203	40.2
36244-0203	43.4
36246-0203	47.7
36249-0203	54.2

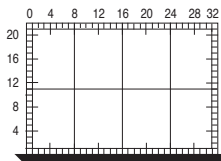
Catalog No.	Wt.
36243-0206	41.0
36244-0206	44.4
36246-0206	49.2
36249-0206	55.7

Catalog No.	Wt.
36243-0209	41.7
36244-0209	45.4
36246-0209	50.8
36249-0209	57.2

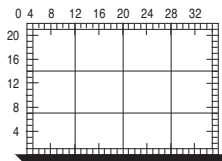
Catalog No.	Wt.
36243-0212	42.4
36244-0212	46.5
36246-0212	52.3
36249-0212	58.7



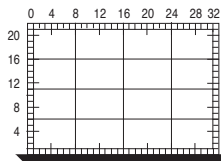
**4 Compartments**  
 (4) 7-1/8" x 21-1/2"



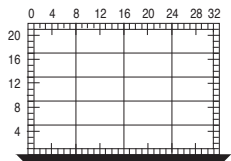
**8 Compartments**  
 (8) 7-1/8" x 10-5/8"



**12 Compartments**  
 (8) 7-1/8" x 6-3/4"  
 (4) 7-1/8" x 7-11/16"



**16 Compartments**  
 (8) 7-1/8" x 5-3/4"  
 (8) 7-1/8" x 4-13/16"



**20 Compartments**  
 (8) 7-1/8" x 4-13/16"  
 (12) 7-1/8" x 3-27/32"

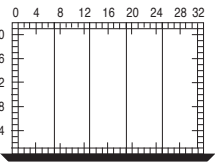
Catalog No.	Wt.
36243-0300	41.1
36244-0300	44.2
36246-0300	48.5
36249-0300	55.0

Catalog No.	Wt.
36243-0304	41.8
36244-0304	45.2
36246-0304	50.0
36249-0304	56.5

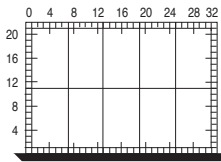
Catalog No.	Wt.
36243-0308	42.5
36244-0308	46.2
36246-0308	51.4
36249-0308	58.0

Catalog No.	Wt.
36243-0312	43.3
36244-0312	47.2
36246-0312	53.1
36249-0312	59.5

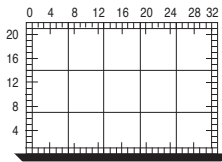
Catalog No.	Wt.
36243-0316	44.0
36244-0316	45.9
36246-0316	54.6
36249-0316	61.0



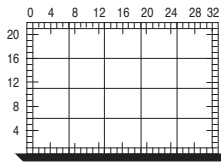
**5 Compartments**  
 (2) 6-1/8" x 21-1/2"  
 (3) 5-1/8" x 21-1/2"



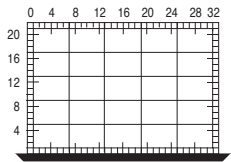
**10 Compartments**  
 (4) 6-1/8" x 10-5/8"  
 (6) 5-1/8" x 10-5/8"



**15 Compartments**  
 (2) 6-1/8" x 7-11/16"  
 (4) 6-1/8" x 6-3/4"  
 (3) 5-1/8" x 7-11/16"  
 (6) 5-1/8" x 6-3/4"



**20 Compartments**  
 (4) 6-1/8" x 5-3/4"  
 (4) 6-1/8" x 4-13/16"  
 (6) 5-1/8" x 5-3/4"  
 (6) 5-1/8" x 4-13/16"



**25 Compartments**  
 (4) 6-1/8" x 4-13/16"  
 (6) 6-1/8" x 3-27/32"  
 (6) 5-1/8" x 4-13/16"  
 (9) 5-1/8" x 3-27/32"

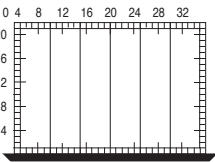
Catalog No.	Wt.
36243-0400	42.6
36244-0400	46.0
36246-0400	50.8
36249-0400	57.3

Catalog No.	Wt.
36243-0405	43.3
36244-0405	47.0
36246-0405	52.3
36249-0405	58.8

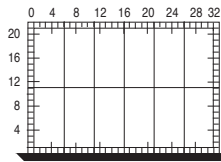
Catalog No.	Wt.
36243-0410	44.1
36244-0410	48.0
36246-0410	53.8
36249-0410	60.3

Catalog No.	Wt.
36243-0415	44.8
36244-0415	49.0
36246-0415	55.3
36249-0415	61.8

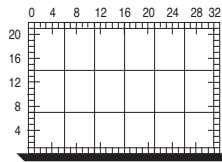
Catalog No.	Wt.
36243-0420	45.5
36244-0420	50.1
36246-0420	56.8
36249-0420	63.3



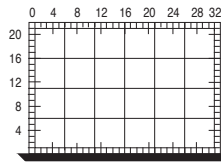
**6 Compartments**  
 (2) 5-1/8" x 21-1/2"  
 (4) 4-3/8" x 21-1/2"



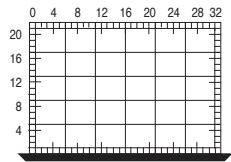
**12 Compartments**  
 (4) 5-1/8" x 10-5/8"  
 (8) 4-3/16" x 10-5/8"



**18 Compartments**  
 (2) 5-1/8" x 7-11/16"  
 (4) 5-1/8" x 6-3/4"  
 (4) 4-3/16" x 7-11/16"  
 (8) 4-3/16" x 6-3/4"



**24 Compartments**  
 (4) 5-1/8" x 5-3/4"  
 (4) 5-1/8" x 4-13/16"  
 (8) 4-3/16" x 5-3/4"  
 (8) 4-3/16" x 4-13/16"



**30 Compartments**  
 (4) 5-1/8" x 4-13/16"  
 (6) 5-1/8" x 3-27/32"  
 (8) 4-3/16" x 4-13/16"  
 (12) 4-3/16" x 3-27/32"

Catalog No.	Wt.
36243-0500	44.2
36244-0500	47.8
36246-0500	53.2
36249-0500	59.6

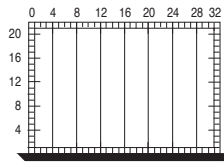
Catalog No.	Wt.
36243-0506	44.9
36244-0506	48.8
36246-0506	54.9
36249-0506	61.4

Catalog No.	Wt.
36243-0512	45.6
36244-0512	49.8
36246-0512	56.1
36249-0512	62.6

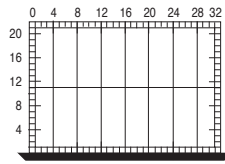
Catalog No.	Wt.
36243-0518	46.4
36244-0518	50.9
36246-0518	57.6
36249-0518	64.1

Catalog No.	Wt.
36243-0524	47.1
36244-0524	51.9
36246-0524	59.1
36249-0524	65.6

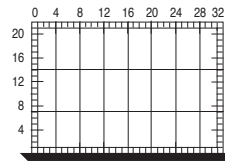
## PRECONFIGURED 36" X 24" DRAWERS



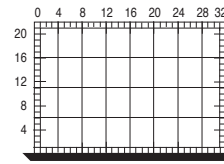
**8 Compartments**  
(8) 3-3/16" x 21-1/2"



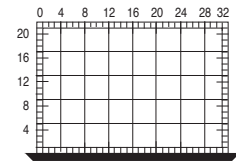
**16 Compartments**  
(16) 3-3/16" x 10-5/8"



**24 Compartments**  
(8) 3-3/16" x 7-11/16"  
(16) 3-3/16" x 6-3/4"



**32 Compartments**  
(16) 3-3/16" x 5-3/4"  
(16) 3-3/16" x 4-13/16"



**40 Compartments**  
(16) 3-3/16" x 4-13/16"  
(24) 3-3/16" x 3-27/32"

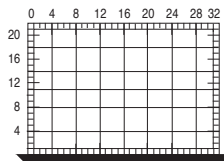
Catalog No.	Wt.
36243-0700	47.3
36244-0700	51.5
36246-0700	57.8
36249-0700	64.2

Catalog No.	Wt.
36243-0708	48.0
36244-0708	52.5
36246-0708	59.2
36249-0708	65.7

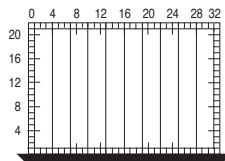
Catalog No.	Wt.
36243-0716	48.7
36244-0716	53.5
36246-0716	60.7
36249-0716	67.2

Catalog No.	Wt.
36243-0724	49.4
36244-0724	54.5
36246-0724	62.2
36249-0724	68.6

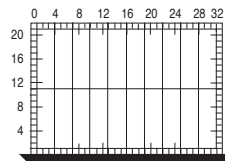
Catalog No.	Wt.
36243-0732	50.2
36244-0732	55.5
36246-0732	63.7
36249-0732	70.1



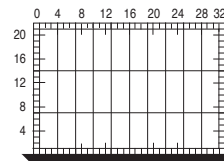
**48 Compartments**  
(32) 3-3/16" x 3-27/32"  
(16) 3-3/16" x 2-7/8"



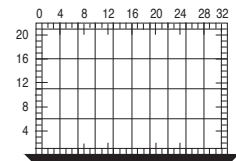
**10 Compartments**  
(2) 3-3/16" x 21-1/2"  
(8) 2-1/4" x 21-1/2"



**20 Compartments**  
(4) 3-3/16" x 10-5/8"  
(16) 2-1/4" x 10-5/8"



**30 Compartments**  
(2) 3-3/16" x 7-11/16"  
(4) 3-3/16" x 6-3/4"  
(8) 2-1/4" x 7-11/16"  
(16) 2-1/4" x 6-3/4"



**40 Compartments**  
(4) 3-3/16" x 5-3/4"  
(4) 3-3/16" x 4-13/16"  
(16) 2-1/4" x 5-3/4"  
(16) 2-1/4" x 4-13/16"

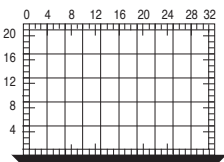
Catalog No.	Wt.
36243-0740	50.9
36244-0740	56.4
36246-0740	65.1
36249-0740	71.6

Catalog No.	Wt.
36243-0900	50.4
36244-0900	55.1
36246-0900	62.4
36249-0900	68.8

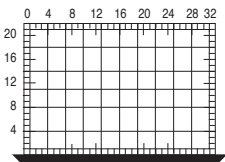
Catalog No.	Wt.
36243-0910	51.1
36244-0910	56.1
36246-0910	63.9
36249-0910	70.3

Catalog No.	Wt.
36243-0920	51.8
36244-0920	57.1
36246-0920	65.3
36249-0920	71.8

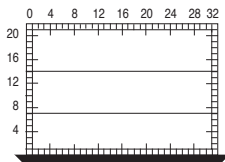
Catalog No.	Wt.
36243-0930	52.5
36244-0930	58.1
36246-0930	66.8
36249-0930	73.2



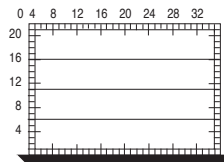
**50 Compartments**  
(4) 3-3/16" x 4-13/16"  
(6) 3-3/16" x 3-27/32"  
(16) 2-1/4" x 13/16"  
(24) 2-1/4" x 3-27/32"



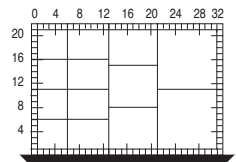
**60 Compartments**  
(8) 3-3/16" x 3-27/32"  
(4) 3-3/16" x 2-7/8"  
(32) 2-1/4" x 3-27/32"  
(16) 2-1/4" x 2-7/8"



**3 Compartments**  
(1) 30-1/2" x 7-11/16"  
(2) 30-1/2" x 6-3/4"  
Designed for partitions only



**4 Compartments**  
(2) 30-1/2" x 5-3/4"  
(2) 30-1/2" x 4-13/16"  
Designed for partitions only



**13 Compartments**

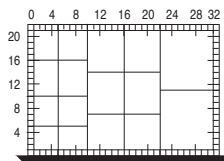
Catalog No.	Wt.
36243-0940	53.3
36244-0940	59.0
36246-0940	68.2
36249-0940	74.7

Catalog No.	Wt.
36243-0950	54.0
36244-0950	60.0
36246-0950	69.7
36249-0950	76.1

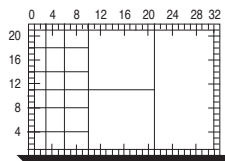
Catalog No.	Wt.
36243-L200	40.4
36244-L200	44.2
36246-L200	48.6
36249-L200	55.3

Catalog No.	Wt.
36243-L300	42.4
36244-L300	47.0
36246-L300	52.1
36249-L300	58.5

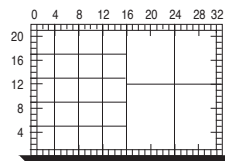
Catalog No.	Wt.
36243-V309	42.6
36244-V309	46.3
36246-V309	51.6
36249-V309	58.1



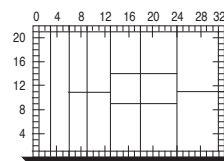
**16 Compartments**



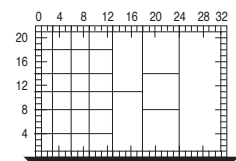
**21 Compartments**



**24 Compartments**



**14 Compartments**



**30 Compartments**

Catalog No.	Wt.
36243-V411	44.1
36244-V411	48.0
36246-V411	53.8
36249-V411	60.3

Catalog No.	Wt.
36243-V416	44.0
36244-V416	47.9
36246-V416	53.6
36249-V416	60.1

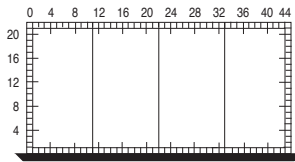
Catalog No.	Wt.
36243-V518	46.0
36244-V518	50.3
36246-V518	56.9
36249-V518	63.3

Catalog No.	Wt.
36243-V607	46.6
36244-V607	50.8
36246-V607	57.2
36249-V607	63.6

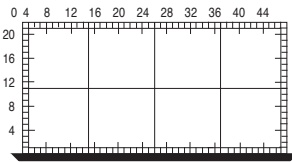
Catalog No.	Wt.
36243-V623	47.6
36244-V623	52.2
36246-V623	59.2
36249-V623	65.7



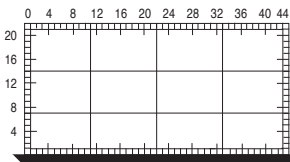
# PRECONFIGURED 48" X 24" DRAWERS



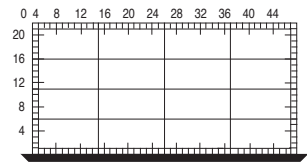
**4 Compartments**  
(4) 10" x 21-1/2"



**8 Compartments**  
(8) 10" x 10-5/8"



**12 Compartments**  
(4) 10" x 7-11/16"  
(8) 10" x 6-3/4"



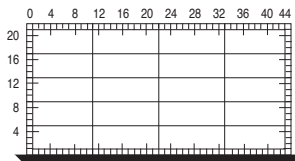
**16 Compartments**  
(8) 10" x 5-3/4"  
(8) 10" x 4-13/16"

Catalog No.	Wt.
48243-0300	46.2
48244-0300	50.1
48246-0300	55.8
48249-0300	63.6

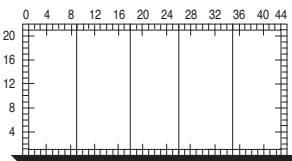
Catalog No.	Wt.
48243-0304	47.2
48244-0304	51.5
48246-0304	57.8
48249-0304	65.7

Catalog No.	Wt.
48243-0308	48.2
48244-0308	52.9
48246-0308	59.9
48249-0308	67.8

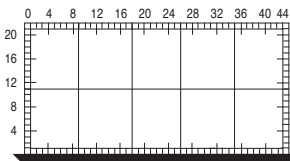
Catalog No.	Wt.
48243-0312	49.3
48244-0312	54.3
48246-0312	62.0
48249-0312	69.9



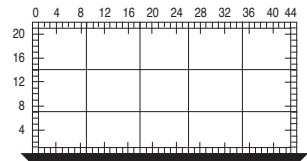
**20 Compartments**  
(8) 10" x 4-13/16"  
(12) 10" x 3-27/32"



**5 Compartments**  
(4) 8-1/6" x 21-1/2"  
(1) 7-1/8" x 21-1/2"



**10 Compartments**  
(8) 8-1/16" x 10-5/8"  
(2) 7-1/8" x 10-5/8"



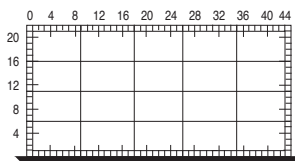
**15 Compartments**  
(4) 8-1/6" x 7-11/16"  
(8) 8-1/6" x 6-3/4"  
(1) 7-1/8" x 7-11/16"  
(2) 7-1/8" x 6-3/4"

Catalog No.	Wt.
48243-0316	50.3
48244-0316	55.7
48246-0316	64.1
48249-0316	72.0

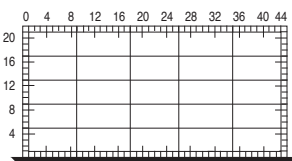
Catalog No.	Wt.
48243-0400	47.8
48244-0400	51.9
48246-0400	58.1
48249-0400	65.9

Catalog No.	Wt.
48243-0405	48.8
48244-0405	53.3
48246-0405	60.1
48249-0405	68.0

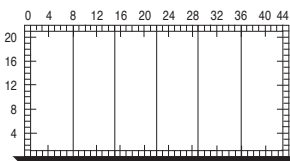
Catalog No.	Wt.
48243-0410	49.8
48244-0410	54.7
48246-0410	62.2
48249-0410	70.1



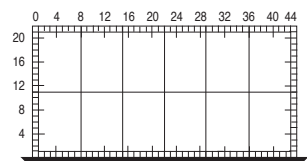
**20 Compartments**  
(8) 8-1/6" x 5-3/4"  
(8) 8-1/6" x 4-13/16"  
(2) 7-1/8" x 5-3/4"  
(2) 7-1/8" x 4-13/16"



**25 Compartments**  
(8) 8-1/6" x 4-13/16"  
(12) 8-1/6" x 3-27/32"  
(2) 7-1/8" x 4-13/16"  
(3) 7-1/8" x 3-27/32"



**6 Compartments**  
(2) 7-1/8" x 21-1/2"  
(4) 6-1/8" x 21-1/2"



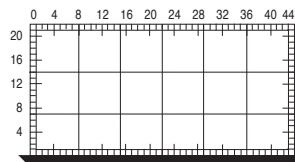
**12 Compartments**  
(4) 7-1/8" x 10-5/8"  
(8) 6-1/8" x 10-5/8"

Catalog No.	Wt.
48243-0415	50.8
48244-0415	56.1
48246-0415	64.3
48249-0415	72.2

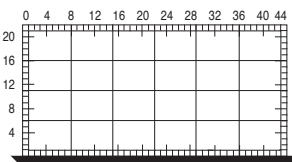
Catalog No.	Wt.
48243-0420	51.8
48244-0420	57.5
48246-0420	66.4
48249-0420	74.2

Catalog No.	Wt.
48243-0500	49.3
48244-0500	53.7
48246-0500	60.4
48249-0500	68.2

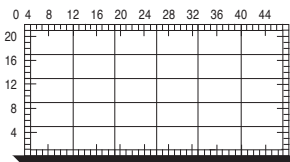
Catalog No.	Wt.
48243-0506	50.3
48244-0506	55.1
48246-0506	62.4
48249-0506	70.3



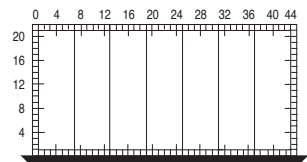
**18 Compartments**  
(2) 7-1/8" x 7-11/16"  
(4) 7-1/8" x 6-3/4"  
(4) 6-1/8" x 7-11/16"  
(8) 6-1/8" x 6-3/4"



**24 Compartments**  
(4) 7-1/8" x 5-3/4"  
(4) 7-1/8" x 4-13/16"  
(8) 6-1/8" x 5-3/4"  
(8) 6-1/8" x 4-13/16"



**30 Compartments**  
(4) 7-1/8" x 4-13/16"  
(6) 7-1/8" x 3-27/32"  
(8) 6-1/8" x 4-13/16"  
(12) 6-1/8" x 3-27/32"



**7 Compartments**  
(2) 6-1/8" x 21-1/2"  
(5) 5-1/8" x 21-1/2"

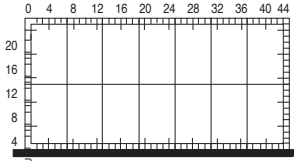
Catalog No.	Wt.
48243-0512	51.3
48244-0512	56.5
48246-0512	64.5
48249-0512	72.4

Catalog No.	Wt.
48243-0518	52.4
48244-0518	57.9
48246-0518	66.6
48249-0518	74.4

Catalog No.	Wt.
48243-0524	53.4
48244-0524	59.3
48246-0524	68.7
48249-0524	76.5

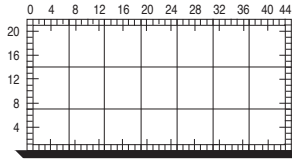
Catalog No.	Wt.
48243-0600	50.9
48244-0600	55.5
48246-0600	62.7
48249-0600	70.6

## PRECONFIGURED 48" X 24" DRAWERS



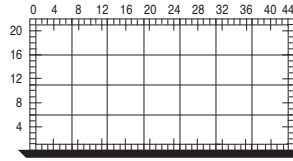
**14 Compartments**  
 (4) 6-1/8" x 19-5/8"  
 (10) 5-1/8" x 10-5/8"

Catalog No.	Wt.
48243-0607	51.9
48244-0607	56.9
48246-0607	64.8
48249-0607	72.6



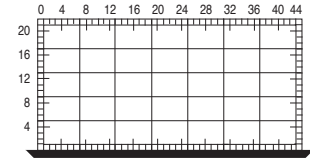
**21 Compartments**  
 ((2) 6-1/8" x 7-11/16"  
 (4) 6-1/8" x 6-3/4"  
 (5) 5-1/8" x 7-11/16"  
 (10) 5-1/8" x 6-3/4"

Catalog No.	Wt.
48243-0614	52.9
48244-0614	58.3
48246-0614	66.8
48249-0614	74.7



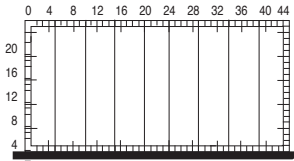
**28 Compartments**  
 (4) 6-1/8" x 5-3/4"  
 (4) 6-1/8" x 4-13/16"  
 (10) 5-1/8" x 5-3/4"  
 (10) 5-1/8" x 4-13/16"

Catalog No.	Wt.
48243-0621	53.9
48244-0621	59.7
48246-0621	68.9
48249-0621	76.7



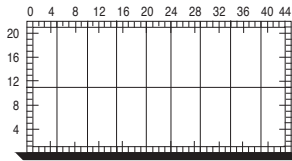
**35 Compartments**  
 (4) 6-1/8" x 4-13/16"  
 (6) 6-1/8" x 3-27/32"  
 (10) 5-1/8" x 4-13/16"  
 (15) 5-1/8" x 3-27/32"

Catalog No.	Wt.
48243-0628	54.9
48244-0628	61.1
48246-0628	70.9
48249-0628	78.8



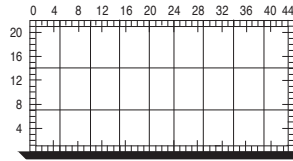
**9 Compartments**  
 (8) 4-3/16" x 21-1/2"  
 (1) 3-3/16" x 21-1/2"

Catalog No.	Wt.
48243-0800	54.0
48244-0800	59.1
48246-0800	67.3
48249-0800	75.2



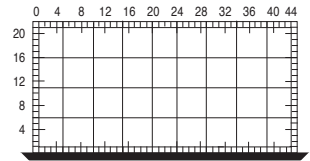
**18 Compartments**  
 (16) 4-3/16" x 10-5/8"  
 (2) 3-3/16" x 10-5/8"

Catalog No.	Wt.
48243-0809	55.0
48244-0809	60.5
48246-0809	69.4
48249-0809	77.2



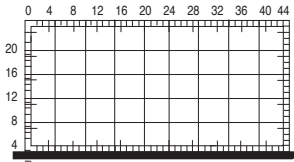
**27 Compartments**  
 (8) 4-3/16" x 7-11/16"  
 (16) 4-3/16" x 6-3/4"  
 (1) 3-3/16" x 7-11/16"  
 (2) 3-3/16" x 6-3/4"

Catalog No.	Wt.
48243-0818	56.0
48244-0818	61.9
48246-0818	71.4
48249-0818	79.3



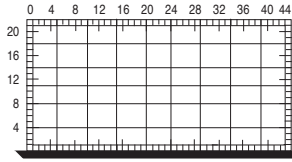
**36 Compartments**  
 (16) 4-3/16" x 5-3/4"  
 (16) 4-3/16" x 4-13/16"  
 (2) 3-3/16" x 5-3/4"  
 (2) 3-3/16" x 4-13/16"

Catalog No.	Wt.
48243-0827	57.0
48244-0827	63.3
48246-0827	73.5
48249-0827	81.3



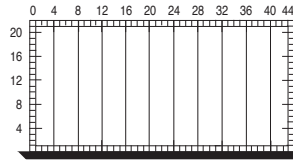
**45 Compartments**  
 (16) 4-3/16" x 4-13/16"  
 (24) 4-3/16" x 3-27/32"  
 (2) 3-3/16" x 4-13/16"  
 (3) 3-3/16" x 3-27/32"

Catalog No.	Wt.
48243-0836	58.0
48244-0836	64.7
48246-0836	75.5
48249-0836	83.4



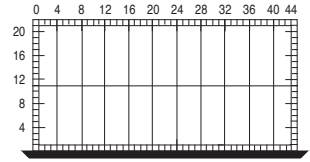
**54 Compartments**  
 (32) 4-3/16" x 3-27/32"  
 (16) 4-3/16" x 2-7/8"  
 (4) 3-3/16" x 3-27/32"  
 (2) 3-3/16" x 2-7/8"

Catalog No.	Wt.
48243-0845	59.0
48244-0845	66.1
48246-0845	77.5
48249-0845	85.4



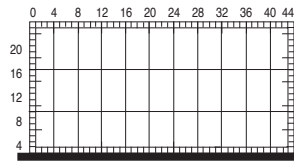
**11 Compartments**  
 (11) 3-3/16" x 21-1/2"

Catalog No.	Wt.
48243-1000	57.1
48244-1000	62.8
48246-1000	71.9
48249-1000	79.8



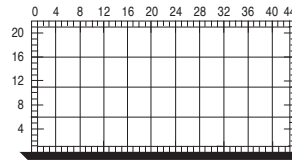
**22 Compartments**  
 (22) 3-3/16" x 10-5/8"

Catalog No.	Wt.
48243-1011	58.1
48244-1011	64.2
48246-1011	74.0
48249-1011	81.8



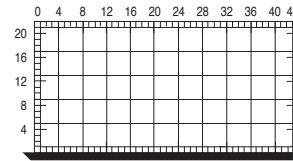
**33 Compartments**  
 (11) 3-3/16" x 7-11/16"  
 (22) 3-3/16" x 6-3/4"

Catalog No.	Wt.
48243-1022	59.1
48244-1022	65.5
48246-1022	76.0
48249-1022	83.9



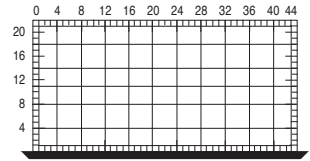
**44 Compartments**  
 (22) 3-3/16" x 5-3/4"  
 (22) 3-3/16" x 4-13/16"

Catalog No.	Wt.
48243-1033	60.1
48244-1033	66.9
48246-1033	78.0
48249-1033	85.9



**55 Compartments**  
 (22) 3-3/16" x 4-13/16"  
 (33) 3-3/16" x 3-27/32"

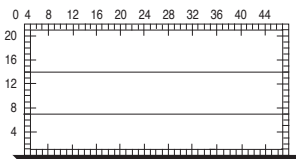
Catalog No.	Wt.
48243-1044	61.1
48244-1044	68.3
48246-1044	80.1
48249-1044	87.9



**66 Compartments**  
 (44) 3-3/16" x 3-27/32"  
 (22) 3-3/16" x 2-7/8"

Catalog No.	Wt.
48243-1055	62.1
48244-1055	69.6
48246-1055	82.1
48249-1055	89.9

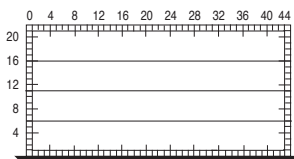
## PRECONFIGURED 48" X 24" DRAWERS



**3 Compartments**  
 (1) 42-1/4" x 7-11/16"  
 (2) 42-1/4" x 6-3/4"

Designed for partitions only.

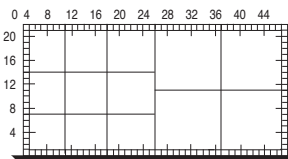
Catalog No.	Wt.
48243-L200	45.5
48244-L200	50.6
48246-L200	56.8
48249-L200	64.7



**4 Compartments**  
 (2) 42-1/4" x 5-3/4"  
 (2) 42-1/4" x 4-13/16"

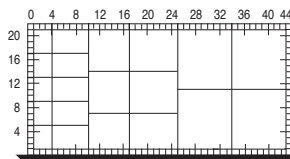
Designed for partitions only.

Catalog No.	Wt.
48243-L300	47.5
48244-L300	54.6
48246-L300	60.8
48249-L300	68.7



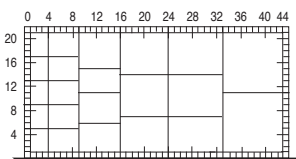
**13 Compartments**

Catalog No.	Wt.
48243-V408	49.3
48244-V408	54.0
48246-V408	61.2
48249-V408	69.0



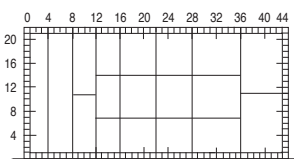
**20 Compartments**

Catalog No.	Wt.
48243-V514	51.4
48244-V514	56.5
48246-V514	64.6
48249-V514	72.4



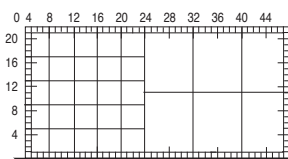
**22 Compartments**

Catalog No.	Wt.
48243-V516	51.7
48244-V516	56.9
48246-V516	65.2
48249-V516	73.0



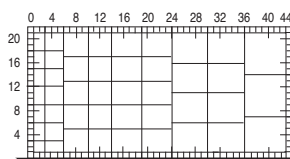
**18 Compartments**

Catalog No.	Wt.
48243-V710	53.8
48244-V710	59.2
48246-V710	67.8
48249-V710	75.7



**31 Compartments**

Catalog No.	Wt.
48243-V723	54.8
48244-V723	60.6
48246-V723	69.8
48249-V723	77.7




**45 Compartments**

Catalog No.	Wt.
48243-V836	57.6
48244-V836	64.2
48246-V836	74.7
48249-V836	82.6

NOTE: 9" high drawers use 6" high partitions and dividers.

## PLASTIC BINS



Catalog No.	Length	Width	Depth	Wt.
A808A	2-1/2"	2-1/2"	2-1/8"	0.1
A808B	2-1/2"	5"	2-1/8"	0.1
N80	6-1/8"	6-1/8"	2-1/4"	0.2
N80-DIV*	5-15/16"	1/16"	1-15/16"	0.1

\*Subdivides N80 into two or four compartments using one or two dividers.

### Maximum Number of Containers Per Drawer Size

Catalog No.	36" x 18"	36" x 24"	48" x 18"	48" x 24"
A808A	72	96	102	136
A808B	36	48	51	68
N80	10	15	14	21

Catalog No.	Length	Width	Depth	Wt.
10561-002-000 (for 4" drawer)	3-3/8"	3-3/8"	3-1/8"	0.1
10561-001-000 (for 6" drawer)	5-5/16"	3"	4-9/16"	0.2

### Maximum Number of Bins Per Drawer Size

Catalog No.	36" x 18"	36" x 24"	48" x 18"	48" x 24"
10561-002-000	45	54	70	84
10561-001-000	24	32	36	48

NOTE: Plastic bins available in light gray plastic only.

## PRECONFIGURED KITS (INCLUDES 3" DRAWER, SLIDES AND BINS)

Catalog No.	Description	Wt.
36183-PB1	36" x 18" x 3" Drawer 2 rows of 12 A808A 2 rows of 12 A808B	19.4
36243-PB2	36" x 24" x 3" Drawer 2 rows of 12 A808A 2 rows of 12 A808B 1 row of 5 N80	23.3
48183-PB3	48" x 18" x 3" Drawer 2 rows of 17 A808A 2 rows of 17 A808B	25.8
48243-PB4	48" x 24" x 3" Drawer 2 rows of 17 A808A 2 rows of 17 A808B 1 row of 7 N80	30.9

## CONFIGURE YOUR OWN DRAWERS

### DRAWERS

Drawer includes slides (suspension) and drawers, no partitions and dividers.

Catalog No.	Size	Wt.
36183-0000	36" x 18" x 3" high	14.5
36184-0000	36" x 18" x 4-1/2" high	16.5
36186-0000	36" x 18" x 6" high	18.9
36189-0000	36" x 18" x 9" high	24.3
361812-0000	36" x 18" x 12" high	46.0
36243-0000	36" x 24" x 3" high	17.3
36244-0000	36" x 24" x 4-1/2" high	19.6
36246-0000	36" x 24" x 6" high	22.5
36249-0000	36" x 24" x 9" high	28.9
362412-0000	36" x 24" x 12" high	48.0
48183-0000	48" x 18" x 3" high	18.9
48184-0000	48" x 18" x 4-1/2" high	21.6
48186-0000	48" x 18" x 6" high	25.0
48189-0000	48" x 18" x 9" high	31.7
481812-0000	48" x 18" x 12" high	48.0
48243-0000	48" x 24" x 3" high	22.4
48244-0000	48" x 24" x 4-1/2" high	25.5
48246-0000	48" x 24" x 6" high	29.7
48249-0000	48" x 24" x 9" high	37.6
482412-0000	48" x 24" x 12" high	50.0

NOTE: 9" & 12" high drawers use 6" high partitions and dividers

### DIVIDERS

1 slot = approximately 1"

Catalog No.	Slot – Drawer Height	Wt.
•10533-000-000	3 slots – 3" high	0.1
•10534-000-000	4 slots – 3" high	0.1
•10535-000-000	5 slots – 3" high	0.1
•10536-000-000	6 slots – 3" high	0.1
•10537-000-000	7 slots – 3" high	0.2
•10538-000-000	8 slots – 3" high	0.2
•10539-000-000	9 slots – 3" high	0.2
•10540-000-000	10 slots – 3" high	0.2
•10541-000-000	11 slots – 3" high	0.3
•10542-000-000	12 slots – 3" high	0.3
•10543-000-000	13 slots – 3" high	0.3
•10533-001-000	3 slots – 4-1/2" high	0.1
•10534-001-000	4 slots – 4-1/2" high	0.1
•10535-001-000	5 slots – 4-1/2" high	0.2
•10536-001-000	6 slots – 4-1/2" high	0.2
•10537-001-000	7 slots – 4-1/2" high	0.2
•10538-001-000	8 slots – 4-1/2" high	0.3
•10539-001-000	9 slots – 4-1/2" high	0.3
•10540-001-000	10 slots – 4-1/2" high	0.3
•10541-001-000	11 slots – 4-1/2" high	0.4
•10542-001-000	12 slots – 4-1/2" high	0.4
•10543-001-000	13 slots – 4-1/2" high	0.4
•10533-002-000	3 slots – 6" high	0.1
•10534-002-000	4 slots – 6" high	0.2
•10535-002-000	5 slots – 6" high	0.2
•10536-002-000	6 slots – 6" high	0.3
•10537-002-000	7 slots – 6" high	0.3
•10538-002-000	8 slots – 6" high	0.4
•10539-002-000	9 slots – 6" high	0.4
•10540-002-000	10 slots – 6" high	0.5
•10541-002-000	11 slots – 6" high	0.5
•10542-002-000	12 slots – 6" high	0.6
•10543-002-000	13 slots – 6" high	0.6

### ROLL-OUT SHELVES

for Borroughs' Angle or Beaded Post

Catalog No.	Size	Wt.
3618ROS	36" x 18"	33.6
3624ROS	36" x 24"	36.3
4818ROS	48" x 18"	37.9
4824ROS	48" x 24"	41.5

### PARTITIONS

Catalog No.	Size	Wt.
<b>For Front-to-Back</b>		
•10545-000-161	18" deep x 3" high	1.2
•10545-001-161	18" deep x 4-1/2" high	1.4
•10545-002-161	18" deep x 6" high	1.7
•10546-000-161	24" deep x 3" high	1.6
•10546-001-161	24" deep x 4-1/2" high	1.8
•10546-002-161	24" deep x 6" high	2.3
<b>For Left-to-Right</b>		
10530-000-161	36" wide x 3" high	1.4
10530-001-161	36" wide x 4-1/2" high	1.9
10530-002-161	36" wide x 6" high	2.7
10531-000-161	48" wide x 3" high	2.0
10531-001-161	48" wide x 4-1/2" high	2.6
10531-002-161	48" wide x 6" high	3.8

NOTE: Left-to-Right partitions do not accept dividers

### MOUNTING UPRIGHT SETS

for Borroughs' Angle or Beaded Post

Catalog No.	Size	Wt.
10500-000	18" high	4.7
10500-001	24" high	6.2
10500-002	36" high	9.3
10500-003	48" high	12.4

NOTE: Four uprights per set; two front and two rear. Please specify color.

### SNAP-ON PLASTIC LABEL HOLDER FOR DIVIDERS

Catalog No.	Size	Wt.
10153-001-000	2-3/4" x 7/8" gray	0.1
10153-000-000	2-3/4" x 7/8" white	0.1