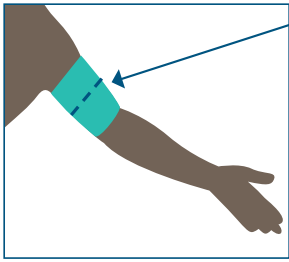
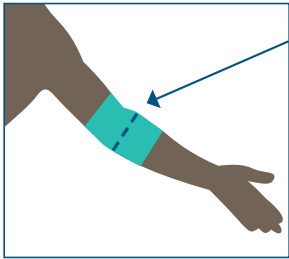


**Sizing Instructions:** SleekSleeves unisex sizing means you may need to order a smaller size than you typically wear. Measure over your sterile PICC line dressing (or insulin device) where your Arm Band will sit. Choose your size from the chart below. If you are between sizes, size down.




Measure where your Arm Band will sit.



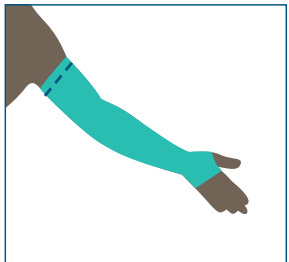
sold as single sleeve

## ArmBand

SleekSleeves	Your Measurement	Order Size
Adult Arm Band	9"-10"	XS
	10"-11"	S
	11"-12"	M
	12"-13"	L
	13"-14"	XL
Children's Arm Band	7"-8"	YS
	8"-9"	YM



Measure top of arm.



sold in pairs

## Long Arm Sleeves

SleekSleeves	Top Circumference	Size
Adult Long Arm and Long Arm with Thumbhole	9.5"	S
	10"	M
	10.5"	L
	11"	XL

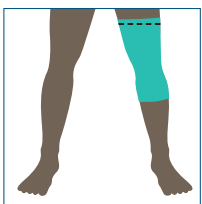
## Wrist



sold as single sleeve

SleekSleeves	Top Circumference	Size
Wrist with Thumbhole		
8.5" long	6.5"	S
8.5" long	7.5	M
8.5" long	8	L

## Knee



sold as single sleeve

SleekSleeves	Top Circumference	Size
Knee		
12.5" long	16"	S/M
13" long	17"	M/L

## Calf



sold in pairs

SleekSleeves	Top Circumference	Size
Shin		
10" long	9"	S
10.5" long	10"	M