

CONCEPT LIGHTING GROUP

SPRING & SUMMER 2014 CATALOGUE

**SENSATIONAL
SUMMER
SALE**

DISCOVER

LATEST TRENDS

DESIGNERS ON STAFF

OUTSTANDING SERVICE





Welcome to Concept Lighting

We are not your average lighting store. We are obsessed with service and we strive to bring the very best value possible to our clients. This is why we are pleased to offer a selection of quality lighting and the latest home trends and fashions at the lowest prices found anywhere. We are able to offer these exclusive prices because of our close relationship with these top manufactures of fine lighting. We have negotiated extraordinary pricing and are now passing these savings on to you. This catalogue provides a sampling of what is available, but you must visit our showrooms to fully appreciate the array of lighting products available.

Don Parans, President

Lighting Tips

.....

{1} General Tips

Updating your lighting fixtures can dramatically change the way your home looks without costly home decorating or remodelling.

When choosing several lighting fixtures for a room, check for available fixtures from the same collection, to match the overall look.

You can make a room seem larger by washing its walls with even lighting.

In a large room, lighting up a few areas with pools of light can make the room feel smaller and cozier.

{2} Lighting a Foyer

To determine the proper fixture width, add the length and width dimensions (in feet) of the foyer area together. This number is the proper width (in inches) for the fixture you'll need there.

To determine the proper fixture height, the bottom of the fixture should be at least 7 feet

from the floor. Depending on the ceiling height, you could use a flush mount, a semi-flush, or if you have a tall ceiling, you may use a 2 or 3-tier chandelier.

If there is a window above the front door, center the chandelier so it can be seen from outside. If the foyer area is large, you may also want to include wall sconces. Install them approximately 60 inches from the floor, 6-8 feet apart.

{3} Lighting a Hallway

There should be a fixture every 8-10 feet. Either flush mounts, semi-flush fixtures or chandeliers can be used depending on the ceiling height. The bottom of the light fixture should be at least 7 feet from the floor.

If you have a long hallway, you may want to install wall sconces for added light. Sconces are hung about 60 inches from the floor, spaced 6-8 feet apart along the wall.

{4} Lighting a Living Room

Your main light in the living room can be a chandelier, a flush mount or semi-flush fixture. The bottom of the fixture should be at least 7 feet from the floor.

You may add wall sconces, or portable lamps to add more light and ambience. Sconces are hung about 60 inches from the floor.

{5} Lighting a Dining Room

Your dining room chandelier should be no wider than 12 inches less than the width of the table. The bottom of the chandelier should be lower than 30 inches above the tabletop. This height is for an 8 foot ceiling. Raise the fixture 3 inches higher for each additional foot of ceiling height.

You can add wall sconces, or portable lamps to add more light and ambience. Sconces are hung about 60 inches from the floor.

{6} Lighting a Kitchen

You can use a chandelier, a flush mount, or semi-flush fixture as the main light in your kitchen. The bottom of the fixture should be at least 7 feet from the floor.

To light areas such as kitchen islands, use a decorative island light with 2 or 3 shades, or multiple pendants can be installed over your island for sufficient light and to add a designer element to that area. The bottom of the fixtures should be no lower than 30 inches above the counter top.

To light a dinette area, use a decorative pendant (single light - since this is generally a smaller eating area) or a mini-chandelier. The bottom of the fixture should be no lower than 30 inches above the tabletop.

{7} Lighting a Bedroom

You can use a mini-chandelier, a flush mount or a semi-flush fixture as the main light source in your bedroom. The bottom of the fixture should be at least 7 feet from the floor.

You may add wall sconces, or portable lamps to add more light and ambience. Sconces are hung about 60 inches from the floor.

{8} Lighting a Bathroom

To light a bathroom with the desirable amount of light for the vanity/mirror, to avoid shadows, install a bathbar at least 24 inches wide over the mirror, plus two wall sconces (one on each side of the mirror) at least 60 inches above the floor.

If you have a double sink vanity, use a bathbar that is almost as wide as the mirror, or two fixtures (one mounted over each sink). The bathbars should be mounted 78 inches from the floor, centered over the mirror.

If you have a truly large bathroom, besides the vanity/mirror lighting, you will probably need an additional flush mount, semi-flush fixture or even a small chandelier for a designer touch.



Levico

\$698

CL03LVC-803H-PN
18"W x 32"H



\$205

CL23LV87C20P-CH
20"W x 42"H



\$148

CL23LV87C16C-CH
16"W x 13"H



\$\$248

CL03LVC1903W-CH
30-1/2"W x 6"H



\$258

LVC-A214C-AS
14"W x 7-1/2"H
Also available in BGZ



\$288

LVC-A217C-BGZ
17-1/2"W x 7-1/2"H
Also available in AS



\$698

CL23LVCA1806H-CH
26"W x 32"H



\$248

CL23LVH1114CL-PN
15"W x 8"H



\$498

CL23LVCD161H-PN
19-1/2"W x 27"H

Elk



\$288
CL078053/5
21"W x 17"H



\$548
CL078054/5
27"W x 28"H

\$198
CL0711443/3
15"W x 5"H



\$288
CL0766124/1
13"W x 14"H



\$488
CL0710121/6
25"W x 31"H



\$498
CL0710162/6
24"W x 30"H





\$198

CL02CP4007CH
16"D x 13" - 42"H



\$98

CL02SFM651CH
13-1/2"D x 11"H



\$458

CL02CP4147RB
21-1/2"D x 33-1/4"H



\$148

CL02CP4031CH
14-1/2"W x 13" - 43"H x 14-1/2"L



\$488

CL02CP4204CH
23-5/8"D x 28" - 56"H



\$138

CL02SFM666CH
14-1/2"W x 12"H x 14-1/2"L



\$138
CL3252332 W
15"W x 9"H



\$188
CL32510802 BN
16"W x 7"H



\$698
CL32432116
18"W x 7"H



\$248
CL32440001 LED
8"W x 9-1/2"H



\$328
CL3238256 W
23-1/2"W x 11-3/4"H

\$248
CL3270104 CH
35"W x 5-1/4"H





\$498

CL3242154W
20-7/8"D x 19-1/2"H
Comes in white or silver



\$498

CL32441107
17"W x 11"H



\$428

CL32541107
17"W x 9-1/2"H



\$488

CL32441309
18"W x 19"H



\$198


CL3298072 CH
12"W x 16"H

\$388

CL32770013 CH LED
22-1/2"W x 7-1/2"H



Eglo



\$198

CL44200301A
20"W x 43"H



\$98

CL4487222A
5"W x 18"H



\$128

CL4490695A
4-3/4" x 47-1/4"H



\$158

CL44200221A
4-3/4"H x 19-3/4"L x 5"EXT



\$188

CL44200222A
26-3/8"W x 4-3/4"H



\$298

CL44200123A
4-3/5"W x 59"H

\$188

CL4489441A
20-18"W x 6-1/8"H



\$98

CL4487219A
4-1/2"W x 18"H x 4-1/2"EXT



\$118

CL4492711A
12-1/2"W x 4-3/4"H



\$188

CL4492712A
16-1/2"W x 5-1/2"H




\$158

CL4485332A
12"W x 7-3/5"H x 4"EXT



\$228

CL4492714A
15-1/8"W x 3-3/4"H



\$258

CL44200267A
44"W x 5-1/2"H x 6"EXT



Transglobe



\$128
MDN-900
10"W x 4-1/2"H



\$158
MDN-901
12"W x 4-1/2"H



\$198
MDN-905
15-3/4"W x 7-1/2"H



\$338
9916
28"W x 28"H



\$298
KDL-852
23"W x 30" - 60"H x 27-1/2"D



\$348
70366
22-1/2"W x 20"H



\$238
CL27MDN-1153
28-1/4"W x 5-1/4"H



\$328
CL27MDN-1154
39-1/2"W x 5-1/4"H



\$198

CL2710064PC
14"W x 4"H



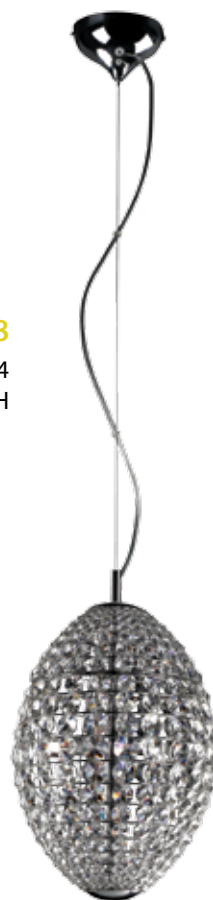
\$488

CL2710228
24-3/4"W x 29 - 125"H



\$398

CL27MDN-1187
15"W x 18 - 105"H



\$428

CL27PND-974
9-1/2"W x 15 - 89"H



\$198

CL27PND-1005PN
13"W x 12-1/2 - 48"H



\$198

CL27PND-1005NB
13"W x 12-1/2 - 48"H




\$628
CL4490929A
39"W x 60"H
LED



\$498
CL23LV18024CP CH
24"W x 12"H

\$226
CL4491965A
14-1/2"W x 6"H x 14-1/2"L
RBG LED
With Remote



\$188
CL4488294A
14"W x 59"H



\$166
CL27PND-700
5-1/2"W x 12-1/4"
- 72-1/4"H



\$166
CL27PND-701
5"W x 12-1/4"
- 72-1/4"H



\$198
CL07D2125
13"W x 17" - 24"H



\$188
CL32701053
5"W x 18"L x 4-1/2"EXT



\$466
CL415625-CH
24"D x 23"H

FEATURED PICKS



\$498

CL23LV78005H-CH
23-1/2"W x 22"H



\$788

CL23LV78009H-CH
27-1/4"W x 33-1/4"H



\$168

CL4491851A
13-1/2"W x 13-1/2"H
LED



\$88

CL4492076A
6"W x 59"H



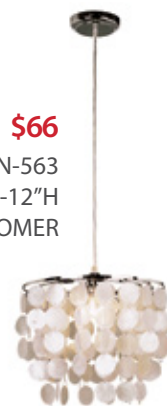
\$148

CL4475041A
7'H
LED
INDOOR/OUTDOOR



\$466

CL2740672BK
16"W x 40-1/2"H
XL HANGING OUTDOOR



\$66

CL27MDN-563
13-12"W x 13-12"H
LIMIT 2 PER CUSTOMER



**SPECIAL
HOT
DEAL**

\$5

HALOGEN GU10
35 W AND 50 W

CONCEPT LIGHTING GROUP



MISSISSAUGA
5980 McLaughlin Rd. Unit 3
Mississauga, ON L5R 3X9
905.712.4548

OAKVILLE
243 Speers Rd.
Oakville, ON L6K 2E8
905.849.5483

BURLINGTON
1515 North Service Rd.
Burlington, ON L7P 0A2
905.331.7444

info@conceptlighting.ca | www.conceptlighting.ca