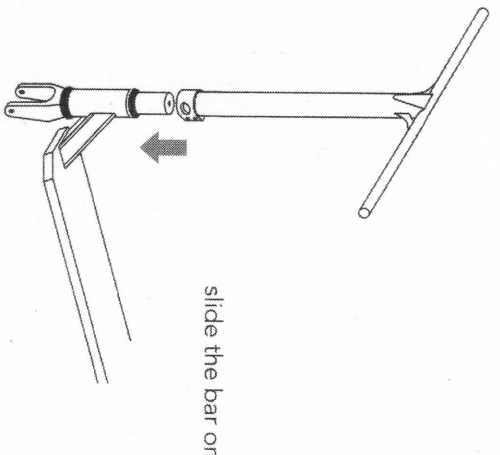


Assembly

The fun starts here!

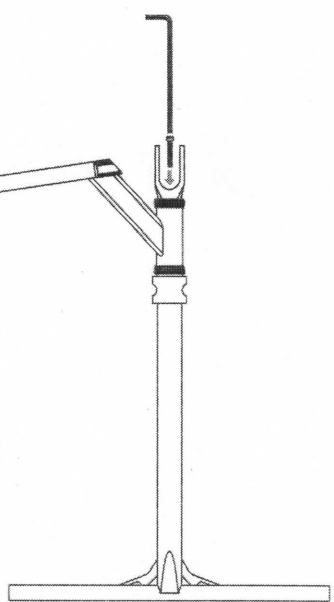
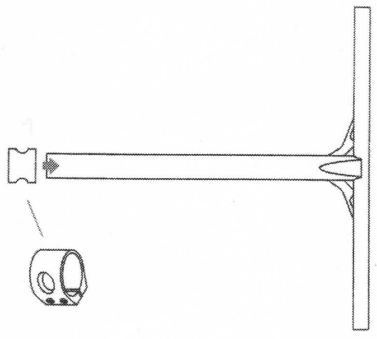
COMPRESSION (ICS)

If your bars start to shake or move then it means that your compression needs to be tightened. Follow the instructions as in this instruction-book. We also recommend to tight the compression just enough to keep the headset spinning smoothly, then tighten the bolts of the clamp well (NOT un-necessary tight or it will strip) and after that just turn your compression bolt another time to lock it into place. Be aware to check you compression bolt (AS all other bolts/axes) on a regular base.



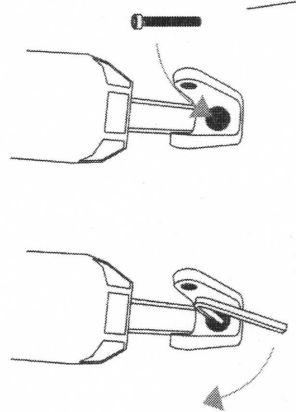
slide the clamp on the bar.

slide the bar on the forktube.

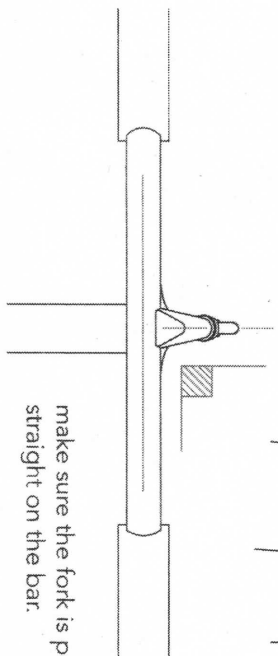


screw the bar to the deck with the compression bolt, using the special Allen-tool.

DO NOT OVERTIGHTEN.



make sure the fork is positioned straight on the bar.



close the clamp using the Allen-tool. do not overtighten the clamp.

