



Safety and Wiring Instructions

—Bypass / 120-277 Volt

Product Name: LED T5 Tube Series

Product Model Included:

S11900-S11901	2W/LED/T5/8XX
S11902-S11903	3W/LED/T5/8XX
S11904-S11906	4W/LED/T5/8XX
S11907-S11909	7W/LED/T5/8XX

1. Product Features:

UL certified

Full glass housing: No Aging, Yellowing, Bending.

2. Product Applications:

Widely used in residential buildings, offices, shopping malls, supermarkets, hospitals, assembly lines, warehouses, etc. for energy saving illumination.

3. Installation Instructions:

Please completely comply with these instructions and notes, to ensure that the product is operated in a safe condition.

△ Safety Precautions :

For your and others' safety, please read the precaution carefully before installation:

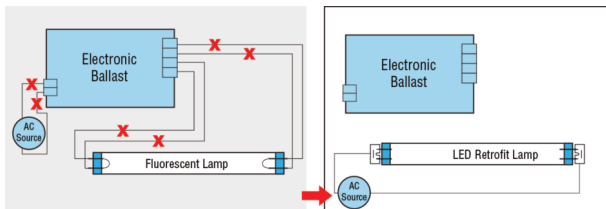
- (1). Product should be installed by qualified electrician.
- (2). Switch off the power supply before commencing work, make sure connections are correct before power is turned on.

Satco Products, Inc
110 Heartland Blvd. Brentwood, NY 11717
www.satco.com

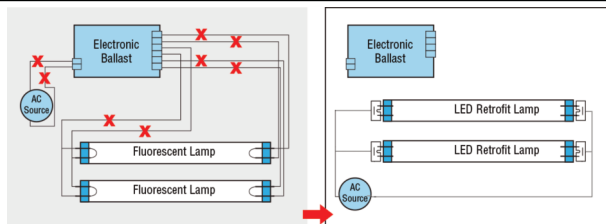
Wiring Instruction - Electronic Ballast



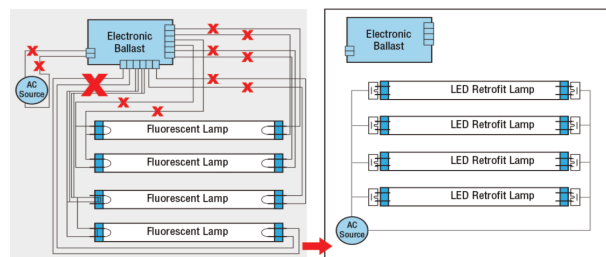
Retrofit luminaire with 1 lamp



Retrofit luminaire with 2 lamp



Retrofit luminaire with 4 lamp



⚠ WARNING:

Risk of fire or electric shock. Installation of this Retrofit Kit requires knowledge of electrical systems. If you are not qualified, do not attempt installation, and contact a qualified electrician.

Risque d'incendie ou de choc électrique. L'installation de ce kit Rétrofit nécessite des connaissances spécifiques des systèmes électriques. Si vous n'êtes pas qualifié, n'essayez pas de l'installer, et prenez contact avec un électricien qualifié.

Install this kit only in luminaires that have the construction features and dimensions shown in the photographs and drawings.

Installez ce kit dans les luminaires qui disposent des caractéristiques de conception et des dimensions indiquées sur les photographies et sur les schémas.

Do not make or alter any open holes in an enclosure of wiring or electrical components during kit installation.

Ne pas agrandir ou modifier les trous ouverts au sein du câblage ou sur les composants électriques lors de l'installation du kit.

To prevent damage to wiring, do not expose wires to the edges of sheet metal or other sharp objects.

Pour éviter d'endommager le câblage, ne pas exposer les fils sur les bords de tôle métalliques ou sur d'autres objets pointus.

Installers should not disconnect existing wires from lampholder terminals to make new connections at lampholder terminals. Instead installers should cut existing lampholder leads away from the lampholder and make new electrical connections to lampholder lead wires by employing applicable connectors.

Les installateurs ne doivent pas débrancher les câbles existants de terminaux de support de lampe pour faire de nouvelles connexions dans les douilles. Au lieu installateurs doivent couper les câbles existants de terminaux de support de lampe et faire de nouvelles connexions électriques en utilisant des connecteurs applicables.

WARNING – RISK OF FIRE OR ELECTRIC SHOCK. DO NOT ALTER, RELOCATE, OR REMOVE WIRING, LAMPHOLDERS, POWER SUPPLY, OR ANY OTHER ELECTRICAL COMPONENT.

AVERTISSEMENT - RISQUES D'INCENDIE OU DE CHOC ÉLECTRIQUE. NE PAS MODIFIER, REPLACER OU DÉBRANCHER LES CÂBLES, LES DOUILLES D'ALIMENTATION, OU TOUTE AUTRE COMPOSANT ÉLECTRIQUE.

THE RETROFIT ASSEMBLY IS ACCEPTED AS A COMPONENT OF A LUMINAIRE WHERE THE SUITABILITY OF THE COMBINATION SHALL BE DETERMINED BY UL OR AUTHORITIES HAVING JURISDICTION. LE MONTAGE DU RETROFIT EST ACCEPTÉE COMME COMPOSANT D'UN LUMINAIRE OÙ LA PERTINENCE DE LA COMBINAISON SERA DÉTERMINÉE PAR L'UL OU LES AUTORITÉS AYANT LA JURIDICTION CORRESPONDANTE.

This device complies with Part 15 of the FCC Rules. Operation is subject to the following two conditions: (1) this device may not cause harmful interference, and (2) this device must accept any interference received, including interference that may cause undesired operation.