

EOF

LED Emergency Outdoor Full Cutoff

Product Description

The LED Emergency Outdoor Full Cutoff combines 90-minute emergency lighting with a low-profile, architectural design. The EOF is designed for outdoor use, with an optional cold-weather kit for added reliability in northern climates. The EOF comes standard with a photocell, with an optional motion sensor adding even more energy efficiency. An internal selector switch allows bypassing the photocell to control the unit from a wall switch. A non-emergency unit is available for locations not requiring battery-backup, providing a uniform look for all fixtures.

Construction

- IP65 Rated enclosure
- Durable die-cast Aluminum body
- Separable backplate for easy installation and maintenance

Optical System

- Polycarbonate lens
- Utilizes advanced LED technology with CCT of 3000K and 5000K
- CRI 70+

Electrical

- Input voltage of 120/277VAC
- Maintenance-free NiCad battery provides 90-minute emergency operation
- LED indicator light & test button with self-testing, self-diagnostic option
- Photocell standard with wall switch control
- Motion sensor option for additional energy saving
- Operating Temperature:
 - EM: 32°F to 122°F (0°C to +50°C)
 - Non-EM and EM Cold Weather: -13°F to +122°F (-25°C to +50°C)

Mounting and installation

- Fixture mounts directly to J-Boxes and walls with screws
- Wiring possible through backplate or 1/2" conduit knockout
- For installations where power surge may be possible, NICOR recommends installing additional surge protection at the electrical distribution panel

Finish

- Fine-textured, UV-stabilized powder coat bronze finish

Listings

- LM-79, LM-80 testing performed in accordance with IESNA standards.
- UL & cUL 924 Listed
- Meets or exceeds requirements of NFPA 70 & NFPA 101
- Meets FCC Part 15, Subpart B, Class B standards for conducted and radiated emissions
- TM-21 Projected L70(9k) life >72,000 hours

Warranty

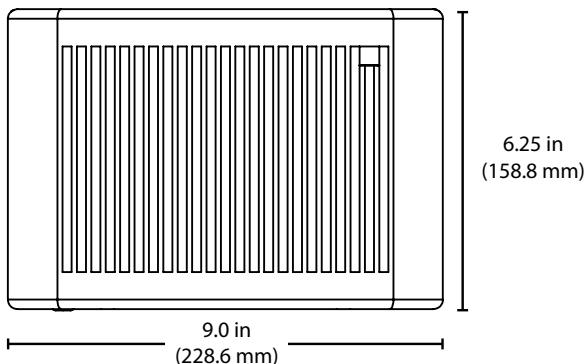
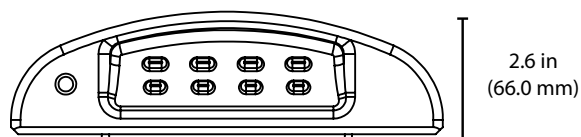
- 2-year limited system warranty standard
- Warranty does not cover product failure due to an overvoltage event (power surge.)

Project

Catalog

Type

Date



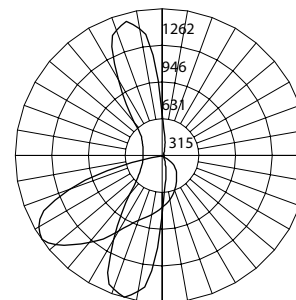
Photometric Data

EOF1MV3K

| | |
|---|---------|
| Input Voltage (VAC) | 120/277 |
| System Level Power (W) | 16.9 |
| Delivered Lumens - Standard Operation (Lm) | 1554 |
| System Efficacy (Lm/W) | 91.4 |
| Correlated Color Temp (K) | 3145 |
| Color Rendering Index (CRI) | 72 |
| Delivered Lumens - Emergency Operation (Lm) | 560 |
| Emergency Operation | 90 min |

Intensity Summary (Candle Power)

| Angle | Mean CP |
|-------|---------|
| 0 | 445 |
| 5 | 353 |
| 15 | 269 |
| 25 | 210 |
| 35 | 152 |
| 45 | 124 |
| 55 | 96 |
| 65 | 74 |
| 75 | 51 |
| 85 | 31 |
| 90 | 27 |



Zonal Lumen Summary

| Zone | Lumens | % of Luminaire |
|--------|--------|----------------|
| 0-30 | 415 | 26.7% |
| 0-40 | 698 | 44.9% |
| 0-60 | 1264 | 81.3% |
| 0-90 | 1555 | 100% |
| 90-180 | 0 | 0.00% |
| 0-180 | 1555 | 100% |

CCT Data Multiplier

| | |
|----------|-------|
| EOF1MV5K | 1.052 |
|----------|-------|

Performance Data

| Model Number | Lumens | Watts | Lumens/Watt |
|--------------|--------|-------|-------------|
| EOF1MV3K | 1554 | 16.9 | 92.0 |
| EOF1MV5K | 1635 | 16.9 | 96.7 |

Ordering Information

Example: EOF1MV3KBZPMS

| Series | Version | Voltage | CCT | Housing Color | Photocell | Motion Sensor | Testing | Cold Weather | Emergency |
|--------|---------|---------------|------------|---------------|---------------|-------------------|------------------------------|------------------|---------------|
| EOF | 1 | MV (120-277V) | 3K (3000K) | BZ (Bronze) | P (Photocell) | _ (No Sensor) | _ (Manual) | _ (Standard) | _ (Emergency) |
| | | | 5K (5000K) | WH (White) | | M (Motion Sensor) | S (Self-Diagnostic, EM only) | C (Cold Weather) | AC (Non-EM) |
| | | | | BK (Black) | | | | | |
| | | | | SV (Silver) | | | | | |

This device complies with part 15 of the FCC Rules. Operation is subject to the following two conditions: (1) This device may not cause harmful interference, and (2) this device must accept any interference received, including interference that may cause undesired operation.

NOTE: This equipment has been tested and found to comply with the limits for a Class A digital device, pursuant to part 15 of the FCC Rules. These limits are designed to provide reasonable protection against harmful interference when the equipment is operated in a commercial environment. This equipment generates, uses, and can radiate radio frequency energy and, if not installed and used in accordance with the instruction manual, may cause harmful interference to radio communications. Operation of this equipment in a residential area is likely to cause harmful interference in which case the user will be required to correct the interference at his own expense.