

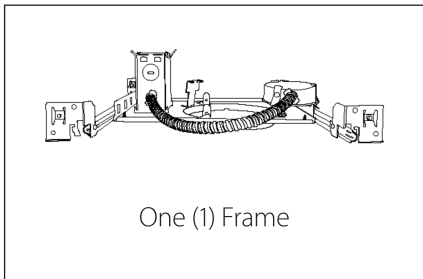


THIS PRODUCT MUST BE INSTALLED IN ACCORDANCE WITH THE APPLICABLE INSTALLATION CODE BY A PERSON FAMILIAR WITH THE CONSTRUCTION AND OPERATION OF THE PRODUCT AND THE HAZARDS INVOLVED

ATTENTION:
Turn power off before inspection, installation, or removal.
Use only on 120VAC, 60Hz circuits.

NOTE: For use with NICOR DLRv5 retrofit downlight **ONLY**

What's In The Box



Tools Needed

The DLR Recessed Frame requires very few tools for installation. A drill or screwdriver, a pair of wire cutters, and a hammer will help with installation.



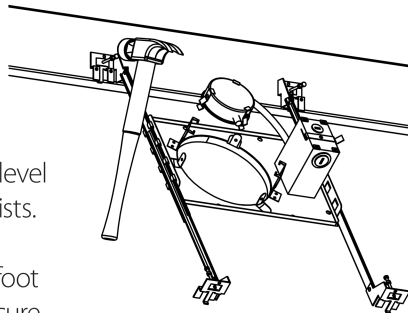
Installing the DLRv5 Frame



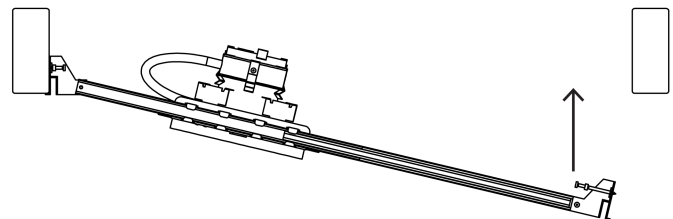
Make sure all power is turned off before beginning installation

- Carefully unpack the frame from its packaging. Inspect product for defects due to shipping.
- If necessary, adjust hangar bar length by separating bars, snapping to length at score marks, and reassembling.

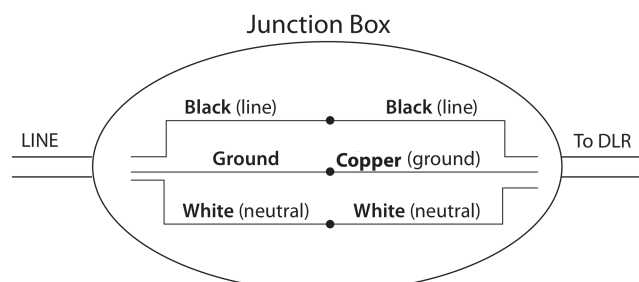
- Position frame between joists, ensuring hangar bars are in the correct position. Bottom edge of hangar bars should be level with the bottom of the joists.
 - Starting with the swivel foot end of the hangar bar, Secure the hangar bars to the joists with the captive nails provided.



- Lift and secure opposite side of frame to ceiling joist. Position frame in desired place on hangar bars and tighten set screw to lock frame in place.



- Connect building power to the frame junction box. Connect black to black and white to white using the provided quick connectors. Connect the bare copper wire to the ground wire of the power source.

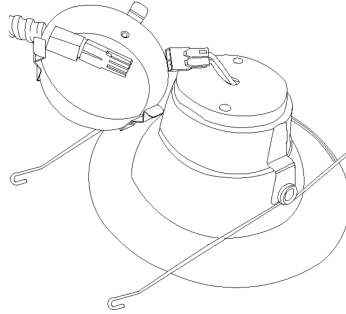


Installing the DLR56v5 Downlight into the DLR56v5 Frame *Make sure all power is turned off before beginning installation*

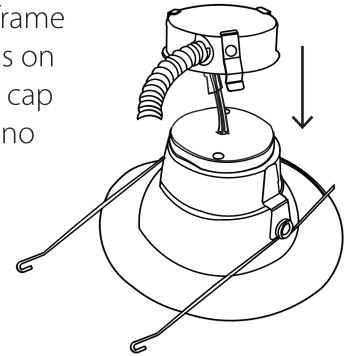
1 Carefully unpack the downlight from its packaging. Inspect product for defects due to shipping.

2 If using optional colored trim, align trim onto downlight and secure by bending over tabs.

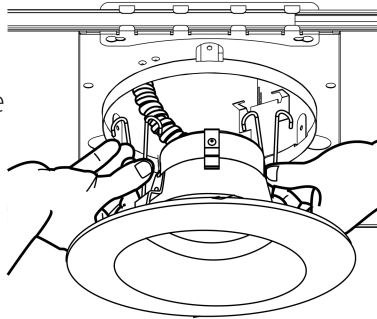
3 Join the DLR's female quick connector to the Frame's male quick connector.



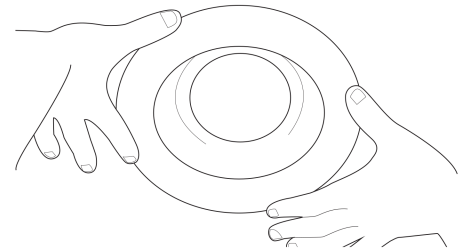
4 Align the tabs of the frame cap to the depressions on the DLR and snap the cap in place, making sure no wiring is pinched.



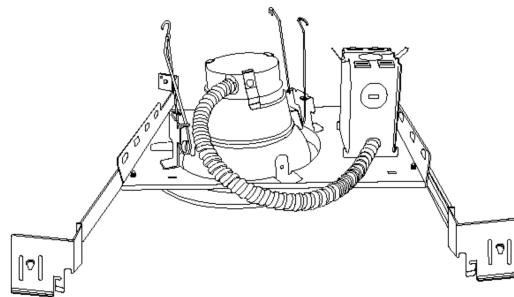
5 Squeeze torsion springs together and install into torsion spring brackets inside the frame.



6 Carefully push the downlight upwards making sure it is flush to the ceiling surface.



View of properly installed downlight system



EXPRESS LIMITED WARRANTY

Subject to the exclusions below, each NICOR LED product, including the LED electronics and components of a property installed NICOR LED product, will be free from defect in materials and workmanship for a period of ve (5) years from the original date of purchase. The product shall be considered defective only if 10% or more of the product's LED components fail. NICOR LED product warranty covers the following performance criteria: LED Light Output will be maintained above 70% of initial output; LED color temperature will not shift more than 200K in CCT; LED driver will operate within NICOR specifications; and the texture, excluding natural aluminum or brass products, will not exhibit cracking, peeling, excessive fading, or corrosion during the warranty period. Exceptions apply as dened in NICOR's product specification sheets, which are incorporated by reference herein.

This limited warranty is provided to you, the purchaser of the product identified on Seller's invoice, as your exclusive remedy and applies only to NICOR products that have been purchased from an authorized NICOR Distributor; the product was new and in an unopened NICOR package at the time of installation; and the NICOR product was installed by a licensed electrician or under the supervision of a licensed electrician and used by consumers in the United States or Canada when accompanied with this warranty. This warranty extends only to the first consumer purchaser and is not transferable. A consumer wishing to invoke the terms of this limited warranty must first obtain a RGA number within 30 days of discovery of the defect, and return the product to NICOR for inspection. Once verified to be covered by this limited warranty, NICOR will, at its sole discretion, repair, replace, or refund the purchase price of any product that does not conform to this limited warranty. If NICOR, at its sole discretion, determines that the product should be repaired or replaced, this warranty is limited to the reasonable, customary, and necessary costs and expenses associated with the repair/replacement. This warranty requires that all repair/replacement estimates and costs, including but not limited to equipment rental (if any), and any other cost or expense to be incurred in the repair/replacement of the product, be approved in advance and in writing by NICOR. FAILURE TO OBTAIN NICOR'S ADVANCE WRITTEN APPROVAL OF ALL REPAIR/REPLACEMENT COSTS AND EXPENSES IN WRITING SHALL VOID THIS LIMITED WARRANTY.

THIS LIMITED WARRANTY DOES NOT COVER THE FOLLOWING:

- Defects or damages resulting from improper installation, operation, storage, misuse or abuse, accident, or neglect;
- Defects or damages resulting from improper service, testing, adjustment, installation, maintenance, alteration, connection to out-of-specification electrical service, corrosive or damp environments, or connection to incompatible equipment or devices (e.g., connecting non-dimmable lighting products to dimmers);
- Damage which occurs in transit;
- Power surges or overheating due to external conditions
- Acts of nature including but not limited to lightning strikes

ANY IMPLIED WARRANTIES, INCLUDING WITHOUT LIMITATION, THE IMPLIED WARRANTIES OF MERCHANTABILITY AND FITNESS FOR A PARTICULAR PURPOSE SHALL BE LIMITED TO THE DURATION OF THIS LIMITED WARRANTY, OTHERWISE THE REPAIR, REPLACEMENT, OR REFUND AS PROVIDED UNDER THIS EXPRESS LIMITED WARRANTY IS THE EXCLUSIVE REMEDY OF THE CONSUMER, AND IS PROVIDED IN LIEU OF ALL OTHER WARRANTIES, EXPRESS OR IMPLIED. IN NO EVENT SHALL NICOR BE LIABLE, WHETHER IN CONTRACT OR IN TORT (INCLUDING NEGLIGENCE) FOR DAMAGES IN EXCESS OF THE PURCHASE PRICE OF THE PRODUCT, OR FOR ANY INDIRECT, INCIDENTAL, SPECIAL OR CONSEQUENTIAL DAMAGES OF ANY KIND, OR LOSS OF REVENUE OR PROFITS, LOSS OF BUSINESS OR OTHER FINANCIAL LOSS ARISING OUT OF OR IN CONNECTION WITH THE ABILITY OR INABILITY TO USE THE PRODUCT TO THE FULL EXTENT THESE

DAMAGES MAY BE DISCLAIMED BY LAW.

THANK YOU

FOR YOUR PURCHASE

SHARE YOUR EXPERIENCE WITH US

SCAN the QR or visit

www.nicorlighting.com/support/survey

FOLLOW US

