



# LED T8 InstantFit Lamp

10.5T8/36-3000 IF 10/1

Philips LED T8 InstantFit Lamps are an ideal energy saving choice for existing linear fluorescent fixtures.

## Product data

### • General Characteristics

Main Application	Industrial
Cap-Base	G13
Rated Avg. Life (Hours)	40000 hr
Nominal Lifetime hours	40000 hr

### • Light Technical Characteristics

Color Code	830
Beam Angle	160 D
Correlated Color Temperature	3000 K
CRI	82
Rated Luminous Flux	1100 Lm
LLMF - end nominal lifetime	70 %
Colour consistency	<6
Rated Beam Angle	160 D

### • Electrical Characteristics

Wattage	10.5 W
Voltage	100-240 V
Line Frequency	50/60 Hz
Power Factor	0.9 (min) -
Dimmable	No
Rated Wattage	10.5 W
Starting Time	0.5 (max) s
Lamp voltage	100-240 V
Warm-up Time to 60% Light Outp	instant full light
Energy saving product	Yes
Suitable for accent lighting	No

### • Temperature Characteristics

T-case maximum	45 (max) C
Operating temperature	-20 (min), 45 (max) C
T-Storage	-40 (min), 65 (max) C

### • Environmental characteristics

Energy Efficiency Label (EEL)	A+
Energy consumption kWh/1000h	13 kWh

### • Measuring Conditions

Switching cycle	50000X
-----------------	--------

### • Product Dimensions

Length A1	893.4 mm
Fixing Hole Distance	900.5 mm
A2 Length	
Length A3	907.6 mm
Mounting hole diameter	25.68 mm
Circular outline dimension	28 mm

### • Approval & Application Chars

VDE marking	No
CE marking	No
UL certificate	Yes
RoHS compliance	Yes



# PHILIPS

# LED T8 InstantFit Lamp

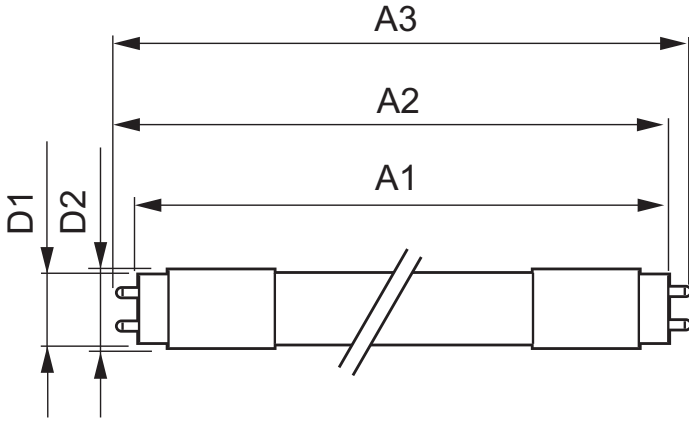
KEMA Keur certi-  
cate No

Pieces per Sku 1  
eop\_pck\_cfg 10  
Skus/Case 10  
Bar code on pack 46677452056  
Bar code on case 50046677452051  
Logistics code(s) 929001118304  
eop\_net\_weight\_pp 0.210 kg

• Product Data


Product number 452052  
Full product name 10.5T8/36-3000 IF 10/1  
Short product name 10.5T8/36-3000 IF 10/1

## Dimensional drawing



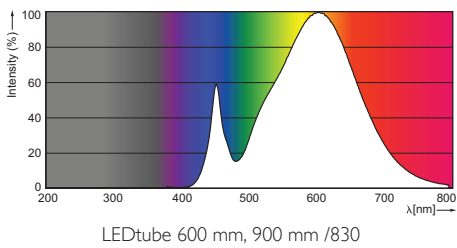
## 10.5T8/36-3000 IF 10/1

Product	A (Norm)	A1 (Norm)	A2 (Norm)	A3 (Norm)	B (Min)	B (Norm)	B (Max)	D (Min)	D (Norm)	D (Max)	D1 (Norm)	D2 (Norm)
LEDtube 900mm 10.5W/830	-	893.4	900.5	907.6	-	-	-	-	-	-	25.68	28



G13

## Photometric data





© 2014 Koninklijke Philips N.V. (Royal Philips)  
All rights reserved.

Specifications are subject to change without notice. Trademarks are the property of Koninklijke Philips N.V. (Royal Philips) or their respective owners.

[www.philips.com/lighting](http://www.philips.com/lighting)

2014, November 29  
data subject to change