

Spring 4

SB-4

The Spring 4 features carbon and aluminum construction and is a superb general purpose tensioned banner stand. Quick and easy to erect, this item offers both ease of use and great value for money. The Spring 4 is offered in a black and silver finish and supplied with a bag.



Back view

We are continually improving and modifying our product range and reserve the right to vary the specifications without prior notice. All dimensions and weights quoted are approximate and we accept no responsibility for variance. E&OE. See Graphic Templates for graphic bleed specifications.

features and benefits:

- #3 grommets in corners
- Quick and easy to assemble and transport
- Basic carry bag included
- 90 day hardware warranty against all manufacturer defects

dimensions:

Hardware	Graphic
Assembled unit single sided: 31.25" w x 68.75" h x 27.5" d 793.75mm(w) x 1746.25mm(h) x 698.5mm(d)	Graphic size: 27" w x 62.25" h 685.8mm(w) x 1581.15mm(h)
Shipping	Refer to related graphic template for more information
Shipping dimensions: 40" w x 9" h x 12" d 1016mm(w) x 228.6mm(h) x 304.8mm(d)	
Shipping weight: 19 lbs. / 8.6 kg	

additional information:


Graphic material:
 13 oz. Standard vinyl, 7 oz. cotton

Set-up




open tripod base

1




assemble poles

2



Insert and secure pole bottoms into the hole on the tip of the tripod base

3



align the bottom graphic pins on tripod base with the hole in pole and tighten screw

4



unscrew graphic pins from the legs of the tripod base

5




Insert pin through the grommet on the bottom corner of the graphic and screw back into pin place holder

6



unscrew graphic pins from the top of the poles

7



Insert pin through the grommet on the top corner of the graphic and screw back into pin place holder

8



unit is complete

9