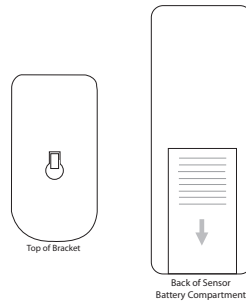


## Quick Start Instructions

### Step 1

#### HOW TO ACTIVATE

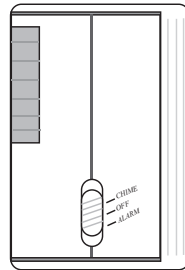
- Remove sensor from bracket by gently lifting the bracket over the plastic square pegs. See diagram.
- Insert 9v battery (not included) into battery compartment. (See diagram)
- Close the battery cover and put the bracket back on and wait 30 seconds before use.



### Step 2

#### ADJUST SETTINGS

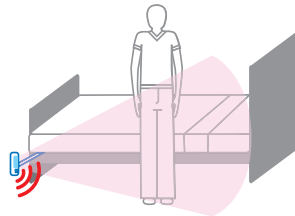
- The first setting is CHIME mode and sounds like a doorbell.
- The second setting is the OFF mode.
- The third setting is the ALARM mode and sounds like a siren.
- Please note that the monitor will be shipped with the alarm volume set at 90 decibels (90 decibels is the legally accepted occupational noise allowance).
- Slide switch to the desired mode.



### Step 3

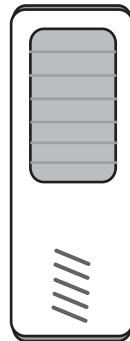
#### SENSOR PLACEMENT

- Mount motion sensor in the desired monitoring area such as residents bedside, chair side or doorway. Make sure that the resident cannot tamper with monitor.
- When installed correctly the unit has a detection coverage of approximately 30 feet.
- Test all settings before using.



#### MOTION SENSOR MAINTENANCE

- Do not disassemble the main unit.
- Do not install unit in direct sunlight or rain. Avoid places where a drastic change in temperature may occur.
- Do not install unit near heat sources such as stove tops, fans, radiators or illuminators.
- Do not stab or poke lens or speaker.
- Remove battery when not in use for more than a week.



**WARNING:** Under no circumstances is this unit to be used as a burglar alarm and therefore cannot be held responsible for any case of burglary or robbery.

## TL-2700 Motion Sensor

**Warning:** Failure to comply with warning may result in injury or death. This device is not suitable for all individuals. Other devices may be required. This device is not a substitute for visual monitoring by caregiver. The manufacturer does not claim that this device will stop elopement and or stop falls. This device is to help augment caregivers comprehensive resident mobility management program. Test this device before each use. Read the instructions and Legal Disclaimer.

Seller warrants that the goods sold will be free from defects of workmanship and manufacturing, for a period of one year from the date of sale. Other than this limited warranty, seller makes no express or implied warranties. Except for this limited warranty, NO EXPRESS OR IMPLIED WARRANTIES ARE GIVEN AND NO AFFIRMATION OF SELLER, BY WORDS OR ACTION, WILL CONSTITUTE A WARRANTY. THE GOODS BEING PURCHASED ARE BEING SOLD ON A "WITH ALL FAULTS" BASIS. THE ENTIRE RISK AS TO THE QUALITY AND PERFORMANCE OF THE GOODS IS WITH THE BUYER. SHOULD THE GOODS PROVE DEFECTIVE FOLLOWING THEIR PURCHASE, THE BUYER, AND NOT THE MANUFACTURER, DISTRIBUTOR OR RETAILER, ASSUMES THE ENTIRE COST OF ALL NECESSARY INSTALLATION, SERVICING OR REPAIRS.

The Smart Caregiver Corporation Motion Sensor is designed to be installed by the end-user. As such, it is the entire responsibility of the buyer to insure that the system is properly installed and tested. Further, the system is not designed to replace good care giving practices including, but not limited to:

- a.) Direct patient supervision
- b.) Adequate training for staff personnel for elopement
- c.) Testing of the system before each use.

WHERE PERMISSIBLE, IT IS THE SELLER'S INTENT TO LIMIT ANY LIABILITY FOR SPECIAL, CONSEQUENTIAL OR INCIDENTAL ECONOMIC DAMAGES TO REFUND OF THE PURCHASE PRICE OR REPLACEMENT OF THE GOODS. SELLER DISCLAIMS ANY LIABILITY FOR COMPENSATORY OR OTHER DAMAGES ARISING OUT OF THE USE OF THE GOODS.

**WARNING: The manufacturer does not claim that this device will stop elopement and or stop falls. This device is to help augment caregivers comprehensive resident mobility management program. This product is to be used by a licensed caregiver only.**

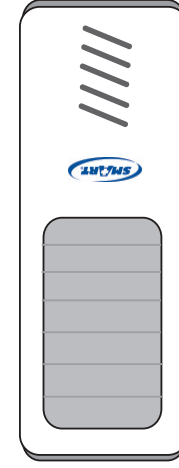
### Need Set-up Help?

Call Our Friendly Customer Service Reps at (800) 650-3637



1229 N. McDowell Blvd., Petaluma, CA. 94954  
 sales@smartcaregivercorp.com  
 www.smartcaregivercorp.com  
 Toll Free: (800) 650-3637

TL-2700 Motion Sensor



## Installation Instructions

## Installation Instructions

# TL-2700 Motion Sensor



1229 N. McDowell Blvd., Petaluma, CA. 94954  
sales@smartcaregivercorp.com  
www.smartcaregivercorp.com  
Toll Free: (800) 650-3637

**TL-2700 Motion Sensor**  
The TL-2700 Motion Sensor is extremely easy to use and install. With a range of 30 feet this compact wireless unit alerts the caregiver when a resident vacates a bed, chair or the caregiver's designated area. When the Motion Sensor is triggered an alarm will immediately sound. Motion Sensor has adjustable tones and can be turned to Off mode. An extendable mounting bracket is available to help eliminate false alarms. The Motion Sensor comes with a 90 Day Warranty.

**TL-2700 Contents:**  
- Motion Sensor  
- Swivel Bracket

**Optional Accessories:**  
- Mounting Bracket Clamp  
- Extendable Mounting Bracket