


Instruction Manual of Floor Mount CB-4010


#1. Attach side panels to base plate using two #8 nuts for each panel



#2. Place 2 small washers on the hinge pin located on the base plate to provide a gap between the door and the base plate. Then place the door onto the hinge pin.




#3. Install the top plate making sure that the top hinge pin is inserted into the door. Align the holes found on the side panels with top bracket and secure with four #8 screws.



#4. Slide back plate between side panels and secure to base with two #8 nuts.



#5. Secure back plate to side panels with four #8 screws.



#6. Place spacer washers on top of each hole located on the top of the floor mount before securing your Cubic Grizzly (CB-1210)

