

Featured Product: Versa-Stand Tower

The prominent sign tower that stands out above the crowd.


Sleek design: Curved edges, stylish ribbed side panels



Durable PETG signage panels: to prevent cracking and withstand heavy use environments. Alternative materials also available.

Extra Heavy Base: 30 lbs. steel base ensures stability during accidental bumping.

Tilt & Roll Wheels: Allow for easy transportation when the tower is angled, yet disengage when upright to ensure unit remains stationary.



Change curved panels easily, no tools required. Simply remove panels through hand slots in the top of the unit and replace by aligning panel edges with the side insert tracks



92" Model: stands 'head and shoulders' above crowds for maximum visual impact.



Features

- ▶ Two available heights: 72" or 92"
- ▶ Single or double-sided viewing
- ▶ Quick and easy assembly, tools included
- ▶ Additional customizations available

Typical Uses

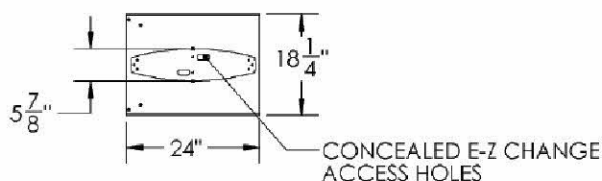
- ▶ Airport Wayfinding
- ▶ Stadium Signage
- ▶ Casino Promotions
- ▶ Branding



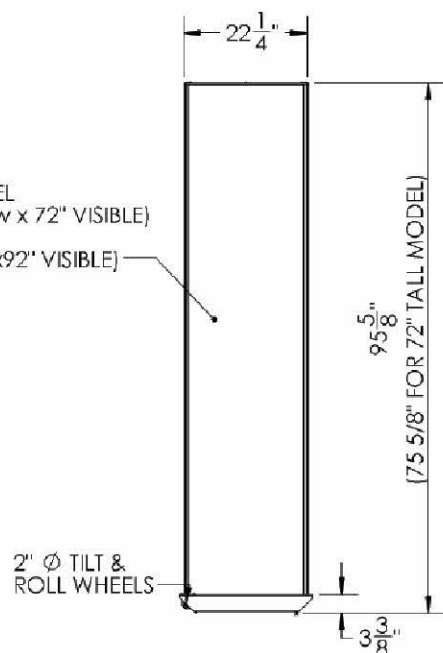
Versa-Stand Tower Specs and Options



Specs	
Frame Material	Aluminum
Base Material	Double Powder Coated Steel
Overall Dimensions	24" L x 18.25" W x 75.625" H or 24" L x 18.25" W x 95.625" H
Viewable Area	21" x 72" or 21" x 92"
Overall Weight	63 lbs. (72" tower) 69 lbs. (92" tower)



INSERT PANEL
22"x72" (21" W x 72" VISIBLE)
OR
22"x92" (21" W x 92" VISIBLE)



VST2272/ VST2292

Standard Finishes



Silver



Black

Standard Panel Inserts (Sold separately)

Printed Rigid Panels: Graphics are printed on the back of 1/16" PETG panels with a white vinyl backing to protect the graphic. This clear impact-resistant plastic bends easily and has a matte, non-glare finish.

Curved Sintra Panels: Available in solid black or white as a back for single-sided towers.

Custom Options

The Versa-Stand Tower is named for its versatility. This American made product can be modified to accommodate many custom configurations, including:

- ▶ Backlit Signs
- ▶ Powder Coat Finishes
- ▶ Custom Sizes
- ▶ Additional Inserts