



Advanced Stanchions

Ph: (844) 831-8400 - info@advancedstanchions.com

Cone-Mounted Retractable Barriers



Combine the visibility of a traffic cone with the added security of a retractable barrier.

- ▶ Stop pedestrians from walking in between traffic cones on work sites
- ▶ Create a highly visible warning against hazardous areas, and a safer environment for both workers and pedestrians
- ▶ Available in 10', 15', and 29'6" belt lengths
- ▶ Ideal alternative to floor or caution tape: reusable, more visible, more durable
- ▶ More cost effective and user-friendly than metal or wooden barriers
- ▶ Multiple mounting and receiving options
- ▶ Fits snugly onto our Euro traffic cones or U.S. cones with weights
- ▶ Two year warranty against manufacturer's defects

Advanced Stanchions

Ph: (844) 831-8400 - info@advancedstanchions.com



10' Retractable-Cone Cone Topper

Featured Product: Model RC10



The 10' Retractable-Cone is ideal for shorter span spaces such as sidewalks, manholes, and small scale construction areas. This economical option includes a fluorescent orange body with a standard black and yellow diagonal belt.



Model #
RC10FO-BYD
Shown here on
CONE3718E
(sold separately)

Stock Finish

Fluorescent Orange FO  

Stock Belt


BYD - Black/Yellow Diagonal
 Ready for outdoor use

Standard Belt Options

 BK - Black	 GN - Green
 GR - Grey	 DG - Dark Green
 WH - White	 LB - Light Blue
 BN - Brown	 BL - Blue
 MN - Maroon	 DB - Dark Blue
 RD - Red	 PL - Purple
 OR - Orange	 FY - Fluorescent Yellow
 YW - Yellow	 FO - Fluorescent Orange
	 BW - Black/White Stripe

Specialty Belt Options (Double Sided)

 RWD - Red/White Diagonal	
 MYD - Magenta/Yellow Diagonal	
 TLC - This Lane Closed	
 CAU - Caution-Do Not Enter	
 DKO - Danger-Keep Out	
 NE - No Entry	
 AAO - Authorized Access Only	

Belt End Options



Universal (Standard)

- ▶ Attaches to Retractable-Cones, Receiving Ends, Magnetic Receiving Ends, Retractable-Belt® Posts and other manufacturer's stanchions (all sold separately).




Magnetic

- ▶ Connects to magnetic surfaces such as warehouse racks without drilling holes.



S-Hook

- ▶ Universal S-Hook belt end works without a receiving end. It can hook into items, or wrap around items and hook onto itself.



Suction Cup


- ▶ Affixes to smooth surfaces without drilling holes (i.e. glass, stainless steel, aluminum, ceramic and other tile).

15' Retractable-Cone Cone Topper

Featured Product: Model RC15



The 15' Retractable-Cone provides even more coverage of your work area with a 50% longer belt. It is offered in a standard fluorescent orange or yellow powder-coated body and your choice of 25 belt colors. Custom printed belts with messages, special colors or logos are available upon request. Ideal for warehouses, parking lots, designating warehouse forklift lanes, and more.



**Belt
Extends
to 15'**

Model #
RC15FY-FY
Shown here on
stacked U.S. cones
(sold separately)

Finish Options

Stock	
Fluorescent Orange FO	
Fluorescent Yellow FY	

⚡ Ready for outdoor use

Specialty



Standard Belt Options

 BK - Black	 GN - Green
 GR - Grey	 DG - Dark Green
 WH - White	 LB - Light Blue
 BN - Brown	 BL - Blue
 MN - Maroon	 DB - Dark Blue
 RD - Red	 PL - Purple
 OR - Orange	 FY - Fluorescent Yellow
 YW - Yellow	 FO - Fluorescent Orange
	 BW - Black/White Stripe

Specialty Belt Options (Double Sided)

	BYD - Black/Yellow Diagonal
	RWD - Red/White Diagonal
	MYD - Magenta/Yellow Diagonal
	TLC - This Lane Closed
	CAU - Caution-Do Not Enter
	DKO - Danger-Keep Out
	NE - No Entry
	AAO - Authorized Access Only

Belt End Options



Universal (Standard)

- ▶ Attaches to Retractable-Cones, Receiving Ends, Magnetic Receiving Ends, Retractable-Belt® Posts and other manufacturer's stanchions (all sold separately).




Magnetic

- ▶ Connects to magnetic surfaces such as warehouse racks without drilling holes.



S-Hook

- ▶ Universal S-Hook belt end works without a receiving end. It can hook into items, or wrap around items and hook onto itself.



Suction Cup

- ▶ Affixes to smooth surfaces without drilling holes (i.e. glass, stainless steel, aluminum, ceramic and other tile).

29'6" Skipper Cone-Mounted Retractable Barrier

Featured Product: Model SKIP



The 29'6" Skipper Cone-Mounted Retractable Barrier is the longest cone mount retractable barrier, so you can purchase fewer units to cover a large scale project. A lockable button keeps the belt taut and prevents unspooling in windy conditions. There are multiple mounting and receiving end options for added versatility. It's easily removable, but also features screw holes for a permanent connection. Sign attachments are available.

Mounting Options

Cone Mount

Recommended with our Euro Traffic Cone, or on weighted or stacked U.S. cones.

Euro Cone Specs:

- ▶ 30" tall (17" base, 11 lbs. Requires a 7 lb. cone weight), with or without 3M reflective collars.
- ▶ 37" tall (22" base, 18 lbs.), with or without 3M reflective collars.



Post Mount

Skipper Post with reflective collars has a hollow plastic base to fill with sand or water for added stability.

Post Specs:

- ▶ Height: 40" (incl. base)
- ▶ Diameter: 5.5" post, 20" base
- ▶ Weight: 5.5 lbs. (unfilled)
 - 27.5 lbs. (water-filled)
 - 40.5 lbs. (sand-filled)



Wall Mount

Permanent or removable: mounts on a truck, wall or any vertical surface. Ideal for when you need to constantly block off an area, like around a loading dock or on a utility or service truck.



Standard Belt End

Connects to other Skippers, Skipper receiving ends, or it can wrap around items and hook onto itself.



Receiving End Options

Cone Mount

End or redirect a line while minimizing cost.



Heavy Duty

Available in either fixed or magnetic mount.



Stock Finish

Orange
OR



Ready for outdoor use

Belt Options

 RWD - Red/White Diagonal

 BYD - Black/Yellow Diagonal