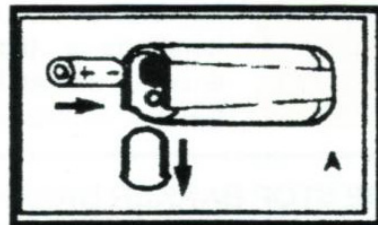


Congratulations on your purchase of the Happy Walker - especially developed to automatically stop your dog from pulling on his leash.

Happy Walker allows you to leash train your dog safely and humanely, you'll be able to leash train your dog automatically and stop unwanted pulling and tugging on leash.

## Installing the battery:


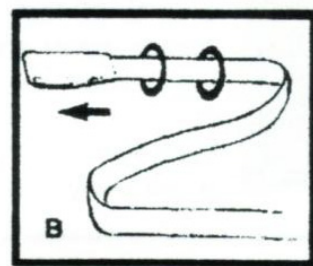
Happy Walker uses a miniature 12v alkaline battery. Just slide open the end cover of the Happy Walker unit and place the battery into the unit (+) or tip side up. Press down on tip of battery as you slide the panel closed. To test installation, press the button on the side of the Happy Walker. You should hear a high pitched sound.



## Attaching to your dog's leash:

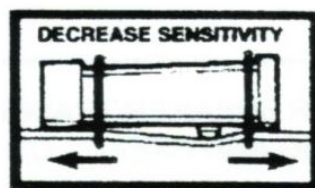
Use with a flat leash (no chains or cords)

1. As pets may become excitable at walk time, it is recommended that you attach the Happy Walker to the leash before putting the leash on your dog.
2. Cover the battery end of the Happy Walker with the rubber cap provided to protect the unit from humidity and dirt.
3. Feed the hand loop of your dogs leash through the two rubber retaining rings included. You will want these rings to slide down to approximately 8 - 12 inches up from your dogs head.
4. Position the happy walker unit with the button side against the leash. Slide the retaining rings over either end of the unit.
5. Check it is attached properly by pulling both ends of the leash firmly - it should emit a loud, high-pitched sound



## Adjusting Sensitivity:

Depending on the size and behaviour of your dog, you will want to adjust the sensitivity by rolling the retaining rings closer together. Decrease sensitivity by rolling the rings further apart.



## Using the Happy Walker:

Now you and your dog are ready to use Happy Walker. Simply attache the leash to your dogs collar and start your walk. When your dog pulls and tugs on the leash, Happy Walker will emit a high pitched sound. Soon your dog will learn to associate the unwanted tugging and pulling behaviour with this unpleasant sound. To avoid the beeping noise, your dog will become a well behaved pet, walking at your side.

Note: It is not recommended that you use a choke chain collar when using the Happy Walker. Replacement batteries can be found in most photo Departments or Radio Shack stores. Just ask for a miniature 12v alkaline battery.

