

WARNING: This product is not intended for sleeping purposes.

WARNING: Follow all instructions carefully and use only as directed. Always consult with your healthcare professional before treating any serious injury or if pain persists beyond treatment with the Kanjo Flex Height Acupressure Neck Pain Relief Cushion.

WARNING: Risks are associated with any exercise program. Please consult with your healthcare professional before performing this or any physical activity.

CAUTION: This Product Contains Polyurethane Which May Cause Allergic Reactions.

Please visit www.gokanjo.com/warranties for information on our Limited Express Product Warranty.

Questions? Concerns?

Please contact us at support@gokanjo.com
www.gokanjo.com

Kanjo Flex Height Acupressure **NECK PAIN RELIEF CUSHION**

Welcome to Kanjo, and thank you for your purchase. Kanjo reminds you to make time for you. Relieve pain. Destress. Relax and rejuvenate.

Kanjo Acupressure products have stimulators that target acupressure points to reduce pain throughout the body, much like ancient Eastern methodologies used in acupuncture, but non-invasive and easy to use at home and on the go.

You are on your way to experiencing the benefits of your **Kanjo Flex Height Acupressure Neck Pain Relief Cushion**, including neck and shoulder pain relief, headache and migraine relief, and neck traction and spinal alignment. Customize the height setting for a perfect fit for you!

KANJO

Relief for Real Life™



A few instructions:

- Choose one of four heights by stacking the components on the Cushion accordingly:
 1. Just the pillow
 2. Pillow plus thin riser
 3. Pillow plus thick riser
 4. Pillow plus both risers
- Lie down on the floor or on a bed or couch, and place the Kanjo Flex Height Acupressure Neck Pain Relief Cushion beneath your neck and upper back. Reference the chart to align the acupressure knobs with pressure points on your body.
- Adjust the Cushion if necessary to maximize comfort.
- Store the risers in the space provided underneath the Cushion.


A few notes:

If it's your first time using the Neck Cushion, we recommend a 15 minute session to start, followed by longer sessions as you become accustomed to the Cushion.

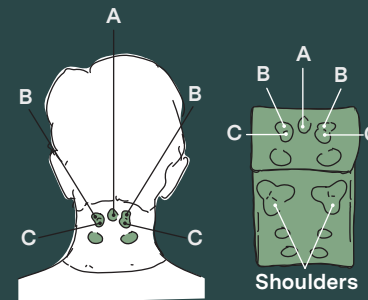
How do I clean this?:

Wipe clean with water and/or a mild detergent.

Configurations




How to use the Flex Cushion



Lying on the Flex Cushion



Components



Storage (bottom view)

