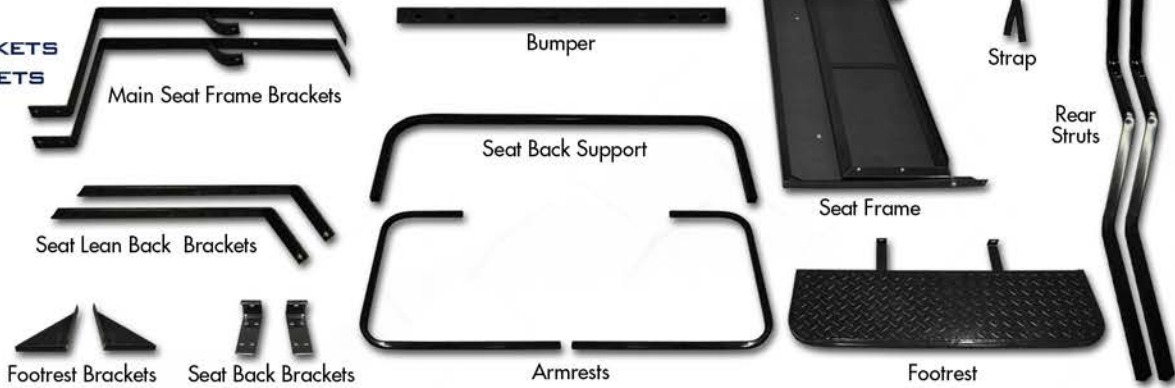




**CLUB CAR DS REAR FLIP SEAT
FRAME ONLY
INSTALLATION INSTRUCTIONS
01-016**

INCLUDED:

- BUMPER
- 2 MAIN SEAT FRAME BRACKETS
- 2 SEAT LEAN BACK BRACKETS
- 2 FOOTREST BRACKETS
- 2 SEAT BACK BRACKETS
- SEAT BACK SUPPORT
- 2 ARMRESTS
- SEAT FRAME
- FOOTREST
- STRAP
- 2 REAR STRUTS
- 8 HARDWARE PACKS



Remove all rear accessories (if any), canopy, struts, bumper, motor cover, front seat and bracket. Retain canopy hardware. You will need it later.



Install bumper with hardware from pack 1.






Install main seat frame brackets and front seat lean back brackets to front with retained hardware. Using 8mm hardware from pack 1, mount middle bracket to cart.


Slide footrest bracket between main seat frame brackets and bumper. Install footrest using hardware from pack 1.




Attach seat frame to the front portion of the main frame brackets using hardware from pack 2.



Attach seat frame to the rear portion of the main frame brackets using hardware from pack 2.





7
Attach seat back support and armrests using hardware from pack 3.

8
Attach footrest brackets to footrest and armrests using hardware from pack 3.



STEPS 9 AND 10 REQUIRE SEAT CUSHION SOLD SEPARATELY



9
Attach seat back brackets to seat back using hardware from pack 4 and tighten.

10
Attach seat back to seat back support using hardware from pack 5. Now you can tighten all hardware.





11

Attach struts to seat back support using hardware from pack 5.

12

Attach canopy using hardware from step 1.



HARDWARE PACKS

HARDWARE PACK 1

- (4) 10MM X 30MM SHOULDER HEX BOLTS
- (2) 8MM X 30MM SHOULDER HEX BOLTS
- (8) 10MM X 25MM X 2MM WASHERS
- (4) 8MM X 18MM X 1.5MM WASHERS
- (4) 10MM ANTI-SLIP NUTS
- (2) 8 MM ANTI-SLIP NUTS

HARDWARE PACK 2

- (4) 10MM X 25MM SHOULDER HEX BOLTS
- (8) 10MM X 25MM X 2MM WASHERS
- (4) 10MM ANTI-SLIP NUTS

HARDWARE PACK 3

- (6) 10MM X 70MM SHOULDER HEX BOLTS
- (2) CROSS ROUND READ
- (16) 10MM X 25MM X 2MM WASHERS
- (8) 10MM ANTI-SLIP NUTS
- (2) RUBBER SPACERS

HARDWARE PACK 4

- (4) 6MM X 30MM SHOULDER HEX BOLTS
- (4) 8MM X 18MM X 1.5MM WASHERS
- (4) SPRING WASHERS

HARDWARE PACK 5

- (4) 10MM X 70MM SHOULDER HEX BOLTS
- (2) 10MM X 45MM SHOULDER HEX BOLTS
- (12) 10MM X 25MM X 2MM WASHERS
- (6) 10MM ANTI-SLIP NUTS

HARDWARE PACK 6

*FOR INSTALLING SEAT BOTTOM

- (9) CROSS SELF-TAPPING COUNTERSUNK HEAD
- (1) 6MM X 18MM X 1.5MM WASHERS
- (1) NYLON STRAP