

Technical Tip

Calculating Linear Feet

When it comes to ordering sealants like our Perma-Chink or Energy Seal there are two dimensions that you need to know in order to determine how much product you will need; the width and the cumulative length (linear feet) of the gaps or joints that you want to seal. The width is fairly easy to determine. If it is a chink joint on a squared log it's the average distance between upper and lower log surfaces (Figure 1). If it is round log chink joint you first have to insert a length of proper size Grip Strip and then measure the distance between the top and bottom logs about 3/8 of an inch in front of the surface of the Grip Strip (Figure 2).

In the case of Energy Seal it's the width of the gap and size of the backer rod that determines the width of the Energy Seal (Figure 3).

When estimating your purchase requirements for an entire log home the task of determining how many linear feet of sealant you will need can be somewhat overwhelming. However, if you break it down to one wall at a time then add all of the walls together it becomes much simpler. Calculating the number of linear feet of chink joints or sealant gaps in a log wall is fairly easy. Start by measuring the length of the wall with a tape measure. Then count the number of joints you need to seal. Usually it is the number of log courses minus one. When you multiply these two numbers together you have the linear feet of sealant required for that wall. Don't worry about subtracting the windows or doors unless they take up a substantial portion of the wall area. You will need to seal around them anyway.

If you are planning to run a bead of sealant in the corners or other vertical seams of round logs (Figure 4) you need to know the height of the wall then multiply the height by a factor of 1.25 to compensate for the increased surface area created by the curvature of the logs.

Once you have determined both the width of the sealant joint and total number of linear feet you will be sealing, go to the Perma-Chink or Energy Seal web page and enter the numbers in the calculator box at the bottom of the page. The calculator will tell you the number of pails required to complete your project. If you were thinking about using tubes of either product consider this, the price difference between two pails of Perma-Chink or Energy Seal and an equal amount of material in tubes more than covers the cost of a Cox bulk loading gun and follow plate.

Determining the Width of Sealant Joints

Perma-Chink

Fig. 1
Squared Logs




Fig. 2
Round Logs

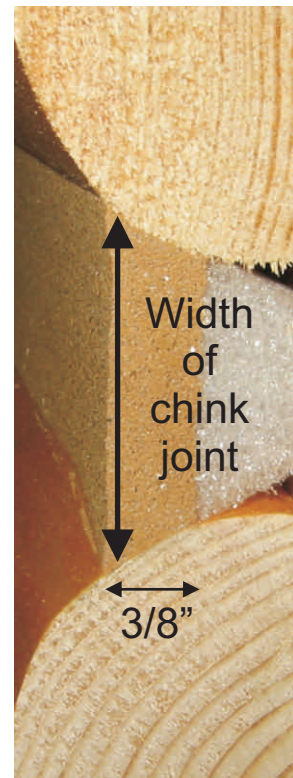


Fig. 3
Energy Seal

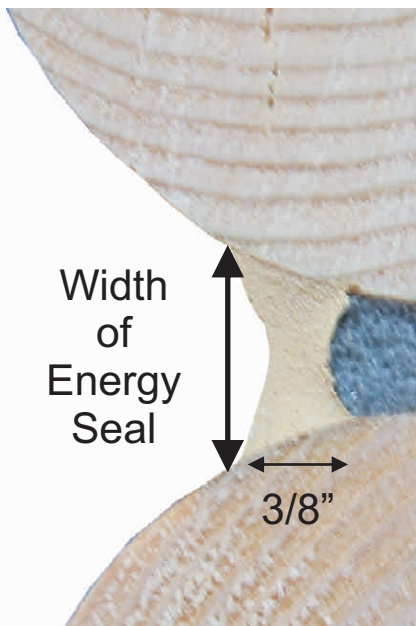


Fig. 4
Corner

