



# BAROMETER

For the week ending:  
January 5, 2013

Published by Western Wood Products Association

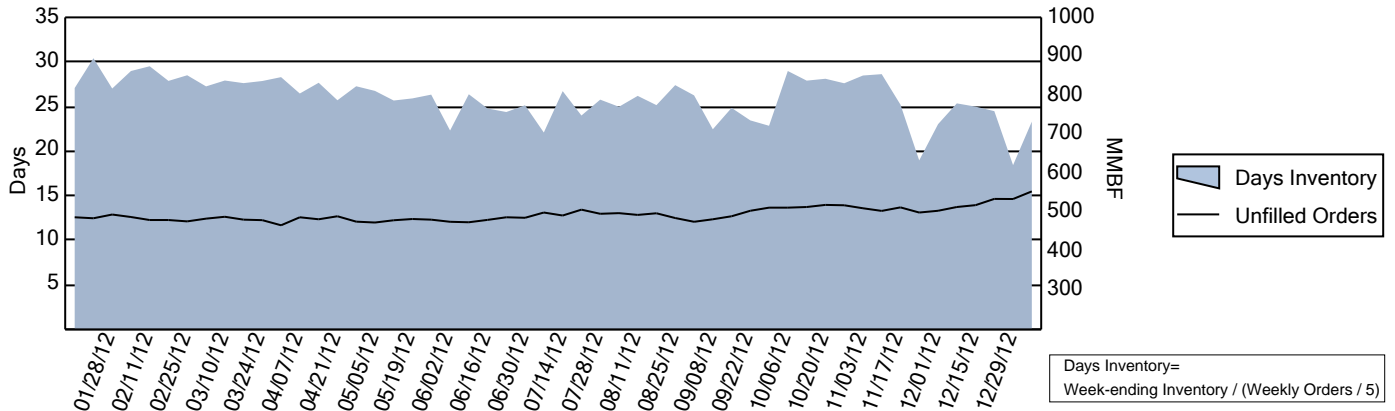
522 SW Fifth Ave., Suite 500, Portland, OR 97204

Phone: 503-224-3930

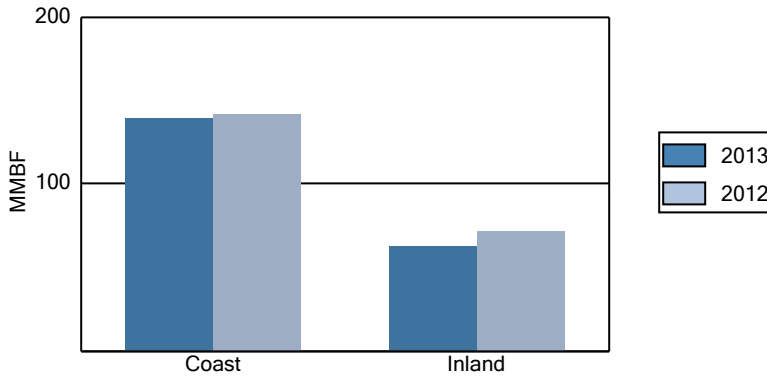
© 1992, 2013 WWPA

ISSN: 0511-8255

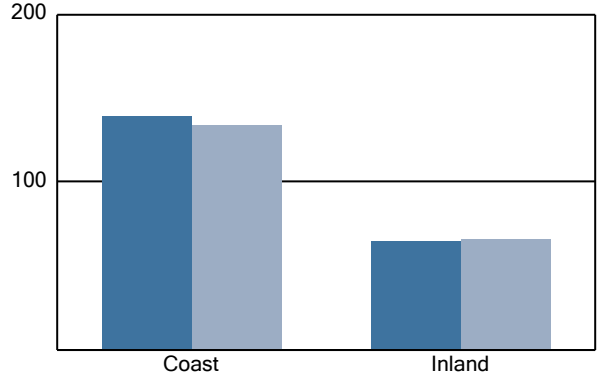
## Days Inventory Based on Orders



## Production Year-to-Date by Region



## Shipments Year-to-Date by Region



MBF	Reporting Week		Last Week		2 weeks ago		3 weeks ago		Year-to-Date Footage		
	Footage	% Inv.	Footage	% Inv.	Footage	% Inv.	Footage	% Inv.	Current Year	Last Year	% Diff.
<b>Western</b>											
Production	203,085	15.6%	186,755	14.3%	247,269	18.6%	258,769	19.3%	203,085	214,322	-5.2%
Orders	223,864	17.2%	212,478	16.3%	271,873	20.4%	268,035	20.0%	223,864	208,217	7.5%
Shipments	204,286	15.7%	212,860	16.3%	255,696	19.2%	263,301	19.6%	204,286	199,928	2.2%
Unfilled Orders	554,120	42.5%	534,542	40.9%	534,925	40.2%	518,748	38.7%	554,120	471,952	17.4%
Inventories	1,304,457	-	1,305,658	-	1,331,764	-	1,340,192	-	1,304,457	1,227,157	6.3%
<b>Coast</b>											
Production	139,835	17.8%	122,698	15.7%	161,887	20.1%	168,518	20.7%	139,835	142,251	-1.7%
Orders	154,009	19.7%	142,298	18.2%	172,567	21.4%	174,221	21.4%	154,009	133,004	15.8%
Shipments	139,223	17.8%	147,165	18.8%	168,314	20.8%	173,617	21.3%	139,223	133,760	4.1%
Unfilled Orders	283,919	36.2%	269,133	34.4%	274,000	33.9%	269,747	33.1%	283,919	257,103	10.4%
Inventories	783,465	-	782,853	-	807,320	-	813,747	-	783,465	740,150	5.9%
<b>Inland</b>											
Production	63,250	12.1%	64,057	12.3%	85,382	16.3%	90,251	17.1%	63,250	72,071	-12.2%
Orders	69,855	13.4%	70,180	13.4%	99,306	18.9%	93,814	17.8%	69,855	75,213	-7.1%
Shipments	65,063	12.5%	65,695	12.6%	87,382	16.7%	89,684	17.0%	65,063	66,168	-1.7%
Unfilled Orders	270,201	51.9%	265,409	50.8%	260,925	49.8%	249,001	47.3%	270,201	214,849	25.8%
Inventories	520,992	-	522,805	-	524,444	-	526,445	-	520,992	487,007	7.0%

Reporting mills represent approximately one-half of all Western Region lumber production. Coast Region includes the areas west of the Cascade Range in WA and OR, and the north coast counties of CA. Inland Region includes the areas east from the Cascade and California ranges to the Great Plains, and from Canada to Mexico. Information contained in this report may not be published, reprinted or transmitted without the expressed written permission of Western Wood Products Association.