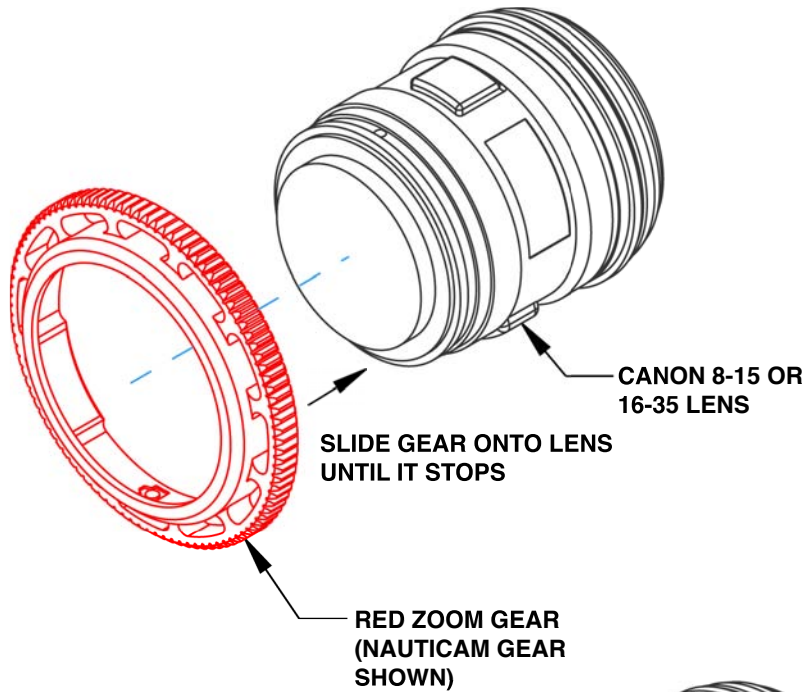


# CANON EF 8-15mm f/4L Fisheye USM and EF 16-35 f/2.8L II USM ZOOM GEAR ASSEMBLY INSTRUCTIONS



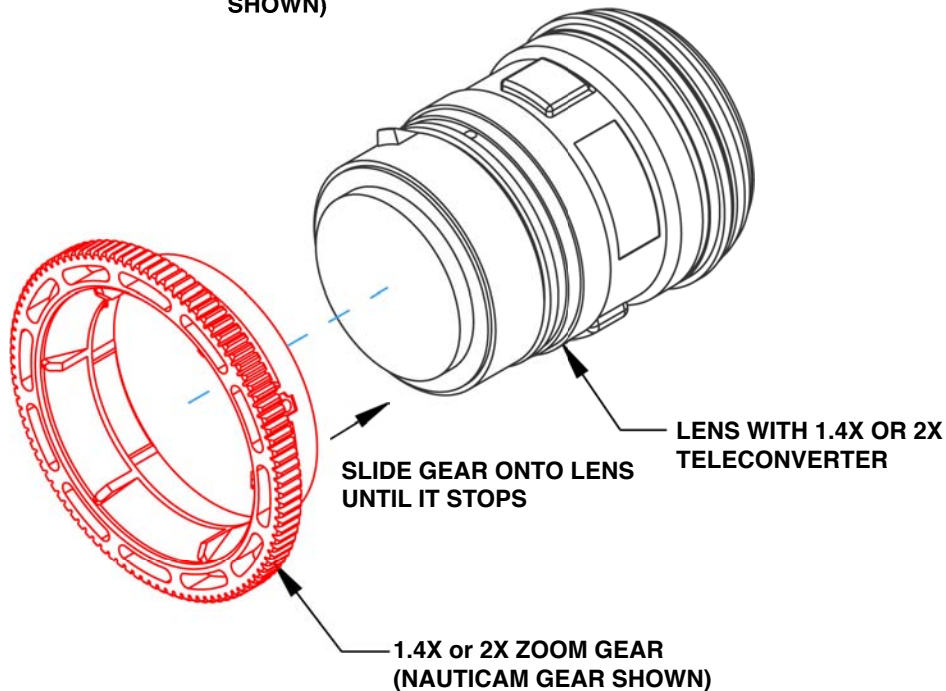
Thank you for purchasing Xit 404's EF 8-15mm f/4L Fisheye USM and EF16-35 f/2.8L II USM Zoom Gear. Below are instructions to help you mount your gear. These instructions apply to lenses with and without teleconverters. On the back is our warranty information to help you prolong the life of this product.

## Assembling the Zoom Gear

Look at the drawing to the left and note which end of the lens the Red Zoom Gear slides onto. Slide the Zoom Gear onto your lens from the back until it stops. If you have a teleconverter attached, note that the main differences are the 1.4X and 2X gears are longer and they are Gray color.

## Disassembling the Zoom Gear

Remove the gear by pulling it off the back of the lens.



# CANON EF 8-15mm f/4L Fisheye USM and EF 16-35 f/2.8L II USM ZOOM GEAR WARRANTY INFORMATION

## FDM parts - a brief description

Xit 404 manufactures a number of its parts using a process called Fused Deposition Modeling (FDM) This process involves extruding a thread of plastic and laying it down in thin layers to build a part. This enables us to supply you products that enhance your underwater photography and videography.

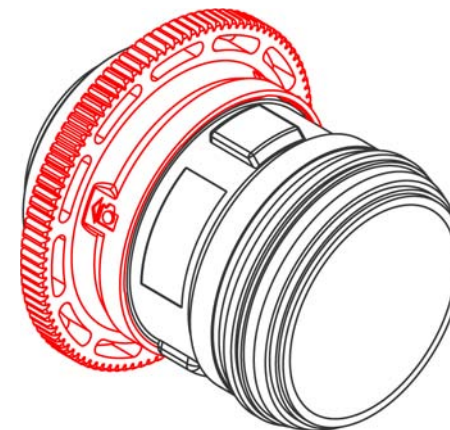
## Care and Maintenance

The FDM part is impact resistant and will withstand most drops from table height. However, as with all plastic parts, they cannot withstand excessive pressure and force without breaking. Being careful means handling the product during assembly with a light touch, do not force.

If your part gets wet let it drip-dry for about an hour. If you have to pack it before it is dry then wrap it in something absorbent such as a paper towel, tee shirt or sock and put it into a plastic bag. This will keep your other parts from getting dripped on.

## FDM Plastic Part Warranty

FDM parts are guaranteed to be free of manufacturing defects for a period of one year from date of purchase. Unnecessary force can cause excessive wear and possibly break the parts voiding warranty. Damaged or broken parts will be inspected. If Xit 404 determines that the parts were misused or abused, warranty will be void. Valid purchase receipt is required for all warranty claims.



## Canon 8-15/16-35 Zoom Gear Product Line

### ZOOM GEARS

Aquatica Canon 8-15mm/16-35mm Gear  
Aquatica Type 4 Canon 8-15mm/16-35mm Gear  
Nauticam Canon 8-15mm/16-35mm Gear  
Sea & Sea Canon 8-15mm/16-35mm Gear  
Subal Type 4 Canon 8-15mm/16-35mm Gear

### ZOOM GEAR PRODUCT CODES

GC1201AQ  
GC1202AQ  
GC1203NC  
GC1204SS  
GC1205SU

### 1.4X ZOOM GEAR PRODUCT CODES

GC5201AQ  
GC5202AQ  
GC5203NC  
GC5204SS  
GC5205SU

### 2X ZOOM GEAR PRODUCT CODES

GC5241AQ  
GC5242AQ  
GC5243NC  
GC5244SS  
GC5245SU