



Dimensions / Colours

Five stock colours – blue, red, green, yellow and grey. Any colour is available on request but minimum quantities do apply.

<p style="text-align: center;">B200</p>  	<p style="text-align: center;">B201</p>  	<p style="text-align: center;">B202</p>  
<p style="text-align: center;">B202-1</p>  	<p style="text-align: center;">B203</p>  	<p style="text-align: center;">B204-B</p>  
<p style="text-align: center;">B205-1</p>  	<p style="text-align: center;">B205-2</p>  	<p style="text-align: center;">B206</p>  

Accessories

Dividers

- dividers to suit all bins
- lateral and horizontal options to suit your needs

Codes: D200

D201

D202 (fits 202, 202-1)

D203 (fits 203, 204, 205-1, 205-2)

D200L (fits 200, 201, 202-1, 205-1 fits side to side)



Labels

- specially made to slide into the front of all size bins
- perforated sheets of 10/20 depending on label size

Codes: L - large (fits 202, 203, 204, 202-1, 205-1, 205-2)

S - small (fits 200, 201)



Insert Trays

- to fit bin B201
- 4 cavity
- 2 cavity

Codes: B14

B12



Specifications

- hygienic and easy to keep clean, ideal for hospital use etc.
- 9 sizes available
- 5 stock colours for easy stock control
- semi-open front to assist in picking stock
- heavier and stronger than other bins on the market



All bins stackable and in some cases interstackable

Reinforced base and sides for extra strength



Able to be divided length and width ways



All bins branded and coded for easy re-ordering



Louvre Panels




- all Louvre panels available galvanised or powder coated
- very durable steel panels

KEY WHEN ORDERING

*G – Galvanised

**PC – Powder Coated

Code	Height	Width
LP6x1	600mm	100mm
LP6x3	600mm	300mm
LP3x3	300mm	300mm
LP6x45	600mm	450mm
LP6x6	600mm	600mm
LP6x18	600mm	1800mm
LP12x6	1200mm	600mm
LPABS (ABS Plastic Louvre Panel)	300mm	300mm



Mounting Rail

- 1200mm long
- galvanised

Code: MR12

ABS Plastic Mounting Rail

Code: MT4



Starter Kits

Starter 22

- 1 x 6 x 6 Panel
- 6 x B200
- 6 x B201
- 6 x B202-1
- 4 x B202
- Retail Packaged



Starter 12

- 1 x 300 x 300 Louvre Panel
- 6 x B200
- 6 x B201
- Retail Packaged



Starter 9

- 1 x 300 x 300 Louvre Panel
- 9 x 801 Bin
- Retail Packaged



Starter 4

- 1 x 400 Rail
- 4 x B201 Bin
- Retail Packaged




Trolleys / Stands

- single and double sided stands
- mobile on wheels or standard floor display

One Sided Heavy Duty Mobile

Code: 1SHDM




Two Sided Heavy Duty Mobile

Code: 2SHDM

One Sided Heavy Duty

Code: 1SHD



Two Sided Heavy Duty

Code: 2SHD

Van Kits



Floor Mount Bracket

Code: VFB-FLOOR



Wall Mount Bracket Hole

Code: VFB-ADJ



Wall Mount Bracket Slot

Code: VFB-ADJ



Tray Bracket Left/Right

Codes: VFB-LEFT
VFB-RIGHT



Specifications



All trays adjustable through five holes to enable closest possible fit to the side of the vehicle giving you more useable space.



Can be mounted in opening doors to allow easy access in double door vans.



Bins clip over the back of all trays to ensure tight fit. Stops movement on uneven terrain.



Fully adjustable frame enables user to adjust to a preferred height.

- Brackets can be simply reversed to opposite side of frame when installed in opening doorway.



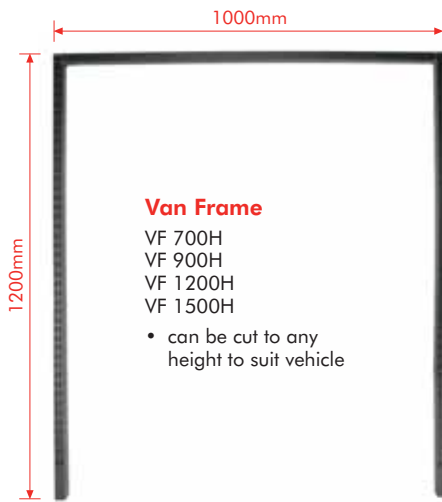
Book Tray holds Eastlight files to ring binder and manuals.



Easy to install with tech screws and brackets mount direct to side wall of vehicle.




Cable Reel Tray holds all common size cable reels.



Van Frame

VF 700H
VF 900H
VF 1200H
VF 1500H

- can be cut to any height to suit vehicle



Van Frame Extension

VFE 1200 x 1000
VFE 1500 x 1000
Also Available
VFE 1200 x 520

Trays

VT 201-L

- 920 wide
- holds B201



VT Cable

- 920 wide
- holds all size cable reels



VT 202-L

- 920 wide
- holds B202, B202-1



VT Toolbox

- 920 wide
- lockable
- louvred rear to hold bins



VT 203/04-L

- 920 wide
- holds B203, B204, B205-1, B205-2



Also available


VT201-S = 460 wide
VT202-S = 460 wide
VT203/04-S = 460 wide



VT Book


- 920 wide
- holds manuals and folders





◀ **Code – VK1**

- 1 x VF700 – Frame
- 1 x VTFM 201 – Tray
- 2 x VTFM 202 – Tray
- 9 x B201 Bins
- 12 x B202
- mounted behind driver and passenger seats
- can also be mounted in wheelside utes with canopy



▲ **Code – VK2**

- 1 x VF900 – Frame
- 1 x VT201 – Tray
- 2 x VT202 – Tray
- 1 x VT203/04 – Tray
- 9 x B201 Bins
- 12 x B202
- 4 x B203
- 2 x B204



◀ **Code – VK3**

- 1 x VF1200 – Frame
- 1 x VT201 – Tray
- 2 x VT202 – Tray
- 2 x VT203/04 – Tray
- 9 x B201 Bins
- 12 x B202 or
- 4 x B203
- 2 x B204



▲ **Code – VK4**

- 1 x VF1200 – Frame
- 1 x VFE1200 – Extension
- 2 x VT201 – Tray
- 4 x VT202 – Tray
- 4 x VT203/04 – Tray
- 18 x B201 Bins
- 24 x B202
- 8 x B203
- 4 x B204



▲ **Code – VK6**

- 1 x VF1500 – Frame
- 1 x VFE1500 – Extension
- 4 x VT201 – Tray
- 4 x VT202 – Tray
- 4 x VT203/04 – Tray
- 36 x B201 Bins
- 24 x B202
- 8 x B203
- 4 x B204

These are stock kits, any other options are available at no extra cost, including adding a mix of bin sizes.

Available from: