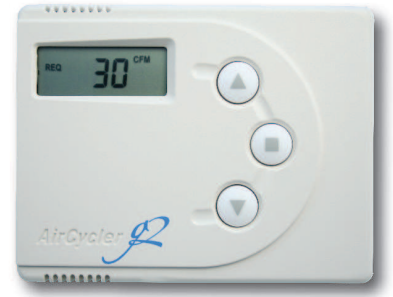


Testing the *AirCycler® g2-k* completed installation is an easy two step process:

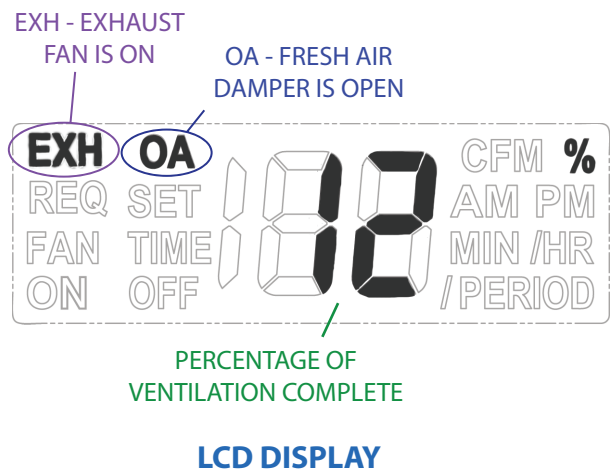


**STEP 1** Test the FanConnect<sup>(tm)</sup> connection & operation

**STEP 2** Test thermostat, damper and furnace connection and operation

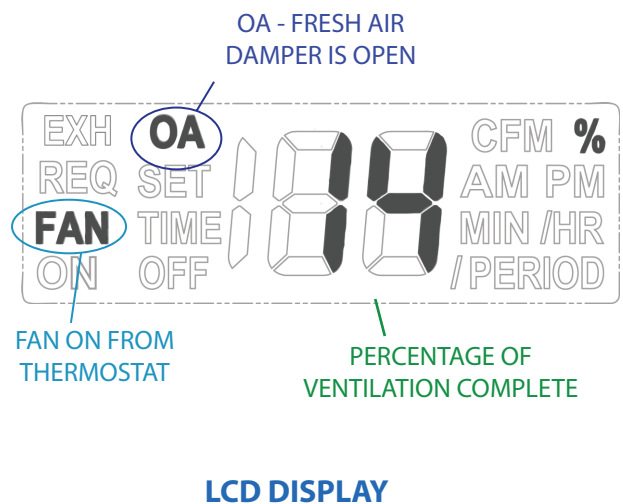
**STEP 1**

- With the thermostat off, turn on the *FanConnect* switch.
- Confirm the exhaust fan is running.
- The *AirCycler® g2* display should show the Exhaust fan is on and the OA damper is open.
- Confirm the OA damper is open.
- Turn off exhaust fan.



**STEP 2**

- Make sure exhaust fan is off.
- Turn thermostat FAN switch to ON.
- Confirm *AirCycler® g2* display show's FAN and OA damper open.
- Confirm furnace fan is running.
- Remover *AirCycler® g2* from it's base. Furnace fan should shut off..
- DONE! Replace *AirCycler® g2* controller on it's base.



## HINTS & TIPS

- Make sure the *FanConnect* switch is in the OFF position when the *AirCycler*® g2 controller is first powered on.
- Setup is easier to start without the battery installed. The battery is only used for the real time clock. If you are not using the operating hours options, the battery is not needed.

## TROUBLESHOOTING

### No power?

Check common wire connection. "C" must be connected to "C" on the furnace.

### EXH icon is flashing

If the EXH icon is flashing it is indicating that the *FanConnect* switch has been on for more than four hours or has lost connection with the g2 controller.

### My furnace fan runs constantly

Make sure the thermostat FAN switch is set to AUTO and not ON.

**Fan does not shut off when *AirCycler*® g2 is removed from its base (when thermostat fan switch is on)** Check wiring - G wire from thermostat should not be wired to Gt on *AirCycler*. Gf on *AirCycler* should be connected to G on furnace.

## FAQ

### Will the *AirCycler* controller lose the settings if the power fails?

No, all settings are saved in non-volatile memory. No battery is needed.

The *AirCycler*® g2 has a small lithium battery to keep the clock running if you are not ventilating 24hrs a day and are using that feature. It will maintain the time without power for at least 14 days.

### Can I run multiple *FanConnect* switches off of one *AirCycler*® g2 controller?

No. For additional bathrooms use the *SmartExhaust* bath fan/light switch as an independent controller.



For more information about this product,  
please visit [www.aircycler.com](http://www.aircycler.com) or call  
1.877.FAN.CONTROL