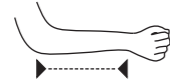


Size Information

Velpeau

Sling Sizing Guide-Measure the length of forearm.



size	inches	cm
S	10-11	25-28
M	11-12	28-30
L	12-13	30-33
XL	13-14	33-36

Washing Instruction

Close all hook and loop closures before washing.
Machine wash braces with mild detergent in cold water and hang dry only.
Do not dry clean, bleach and iron.

Caution

Do not wear e-life products if long lasting coverage cause allergic reactions, please consult your physicians.

Manufacture By:

Landmark Medical Systems Inc.

Richmond Hill, Ont. L4B 1H4
www.lmedsys.com

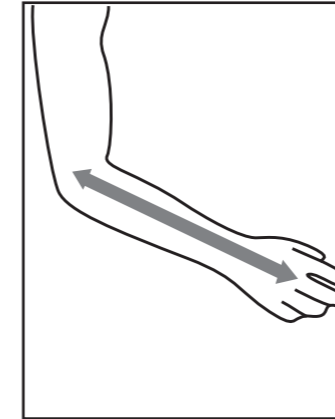


Application Instruction

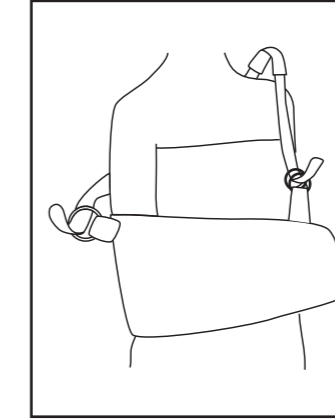
Velpeau Shoulder Immobilizer



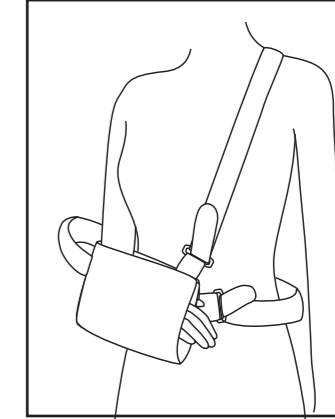
INSTRUCTIONS FOR USE



1. Measure forearm length.
2. Refer to sizing chart to select proper size.
3. Place affected forearm into sling and hold in front of body.



4. Place shoulder strap over opposite shoulder and move shoulder pad near your neck so it feels comfortable.
5. Pass strap through D-ring and secure two ends.
6. Adjust the strap length for optimal positioning and comfort.



7. Fasten another waist strap around waist. Pass strap end through D-ring and secure.
8. Insert thumb into the thumb loop to keep hand in space.