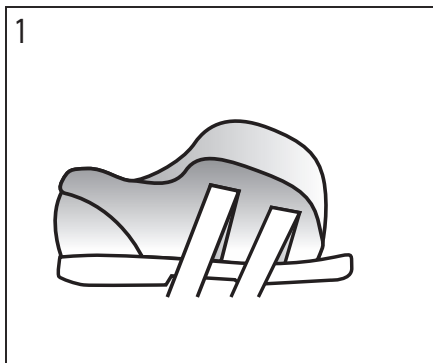


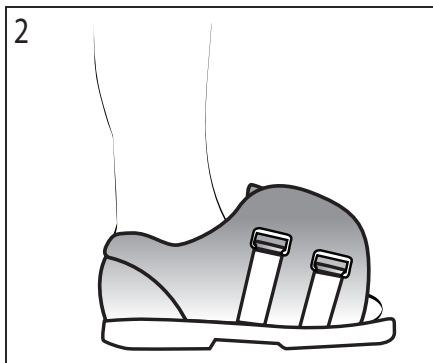
Post-Op Shoe

APPLICATION INSTRUCTIONS

This device is offered for sale by or on the order of a physician or other qualified medical professional. This device is not intended for reuse on a second patient or for extended use beyond 180 days. This device is not intended to prevent injuries or reduce or eliminate the risk of injury.



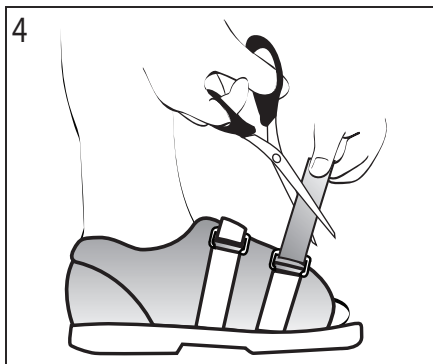
1. Unfasten Closures
Unfasten closures at the forefoot of the shoe.



2. Position Foot
Position affected foot inside the shoe.



3. Secure Shoe
Pull straps gently for a comfortable fit.



4. Trim Straps
If necessary, trim forefoot straps.

INDICATIONS: Indicated for use following surgery or trauma to the foot.

CONTRAINDICATIONS: Contraindicated for unstable fractures of the foot.

CAUTION: Activity modification and proper rehabilitation are an essential part of a safe treatment program. If any additional pain or other symptoms occur while using this device, discontinue use and seek medical attention.

CAUTION: This device is not intended to prevent injury, or reduce or eliminate the risk of re-injury.

CAUTION: This device has been developed for the indications listed above, and may be damaged by unusual activities such as sports, falls, or other accidents, or exposure of the hinges to debris or liquids. Do not leave this device in a car on a hot day, or in any other place where the temperature may exceed 150F (65 C.) for any extended period of time. To avoid the risk of accident and possible injury to the patient, discontinue use if such an incident has occurred.

WARRANTY: This device is warranted to be free from defects in material and workmanship for a period of 90 days. This warranty applies to devices that have not been modified or subjected to misuse, abuse or neglect.

Landmark Medical Systems Inc.

Richmond Hill, Ont. L4B 1H4
www.lmedsys.com