

PRESS AND PLAY

SECONDARY ACTIONS



TURN ON

Functions (full press for 2 seconds)

When the camera is off, holding the Functions button for 2 seconds turns it on. The camera will turn off automatically after 2 minutes without input.



RESET CAMERA





Functions + Shutter (Full press together)

Normally, theQ keeps its composure but on those rare occasions when your camera just loses it, this quick trick will cool it back down.



PRESS AND PLAY

FUNCTIONS

2G		ROAMING
	PRESS AGAIN TO CLOSE	
	HOLD TO POWER OFF	
	SELF TIMER SHOT	
	SELF TIMER SHOT WITH FLASH	
	BATTERY STATUS	

This button allows you to access theQ's other functions. Press Functions to open up a menu. From here, each button on theQ will perform a different action than usual. Don't worry, it's all explained right there on the screen so it's pretty idiot-proof.



OPEN / CLOSE MENU

Functions (then functions again to close)

If you don't want to use any other functions, then just press the same button again to close the menu and go back to taking photos.



POWER OFF

Functions (hold for 2 seconds)

If you don't use theQ for 2 minutes it will switch off automatically to save battery. But if you just can't wait 2 minutes, holding this button down for 2 seconds will have the same effect.



SELF TIMER SHOT

Functions and then shutter

Press Functions to open the menu, then half-press the No Flash shutter to active Live View. Use this to find the right angle, then fully press the shutter to start the countdown! You've got 8 seconds to get ready, and the ring flash's 8 LEDs will count them down for you so you're not caught off-guard.



SELF TIMER SHOT WITH FLASH

Functions and then shutter with flash

The same idea as before, but if you need the flash for your self-shot then repeat the same process using the Flash shutter instead (obviously). You'll still see the LEDs counting down on the ring flash, so you won't miss the moment!

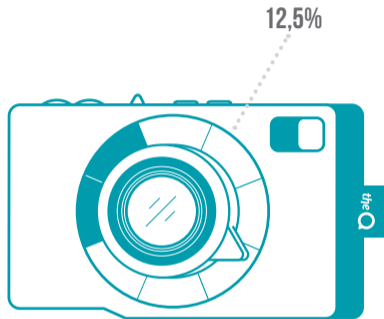




BATTERY INDICATOR

Functions then save&share

With the Functions menu open, press the Save&Share button to display the remaining battery life for on the ring flash. The 8 LED lights each represent 12.5% of the battery life, with the full circle corresponding to full power.



62,5% REMAINING CHARGE