
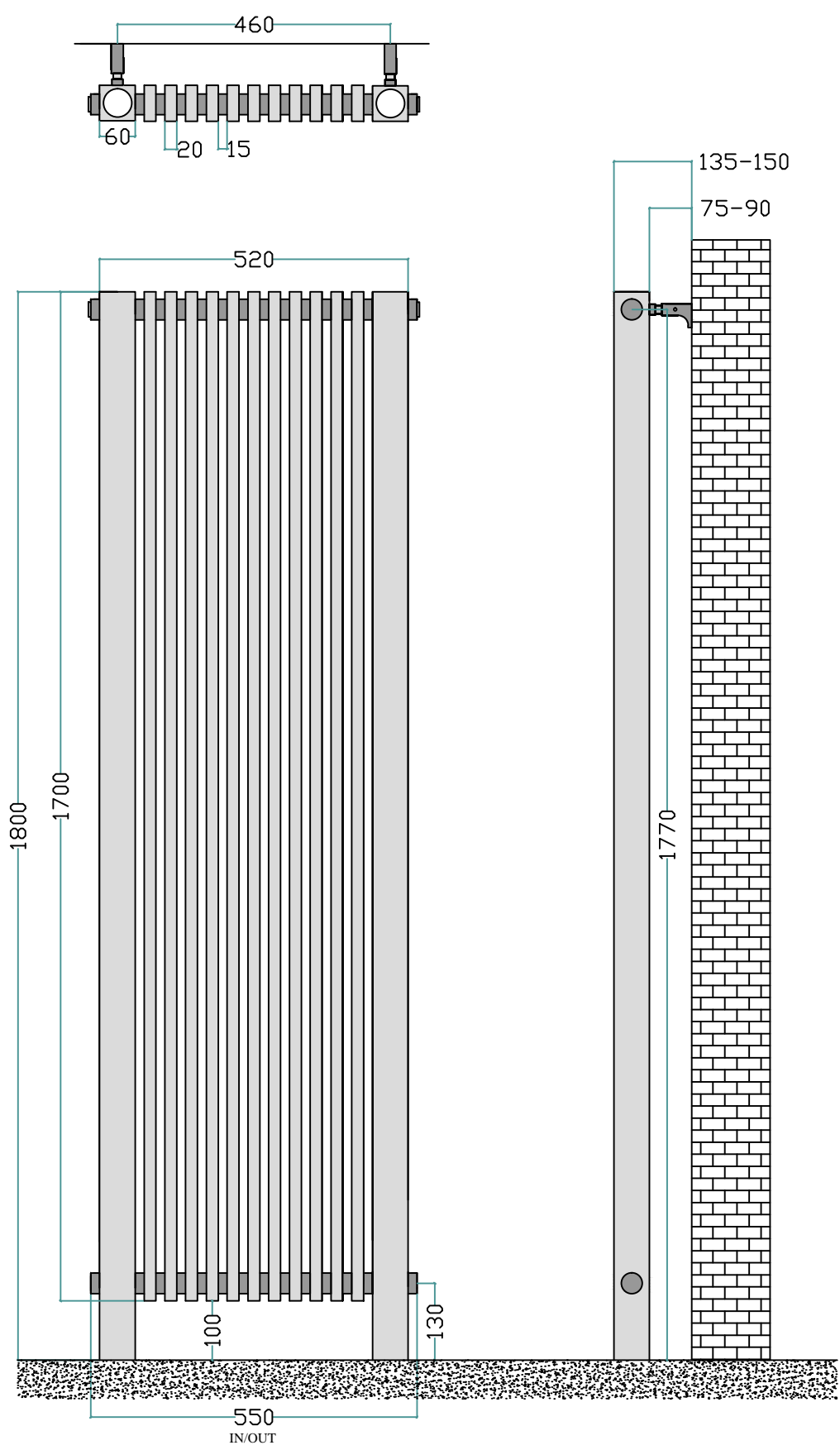



KORLE	Watt	BTU	Watt	BTU
	$\Delta 50^{\circ}\text{C}$	$\Delta 50^{\circ}\text{C}$	$\Delta 60^{\circ}\text{C}$	$\Delta 60^{\circ}\text{C}$
Cannon 180M04	883	3012	1117	3809




KORLE	Watt	BTU	Watt	BTU
	$\Delta 50^{\circ}\text{C}$	$\Delta 50^{\circ}\text{C}$	$\Delta 60^{\circ}\text{C}$	$\Delta 60^{\circ}\text{C}$
Cannon 180M06	1178	4019	1489	5082



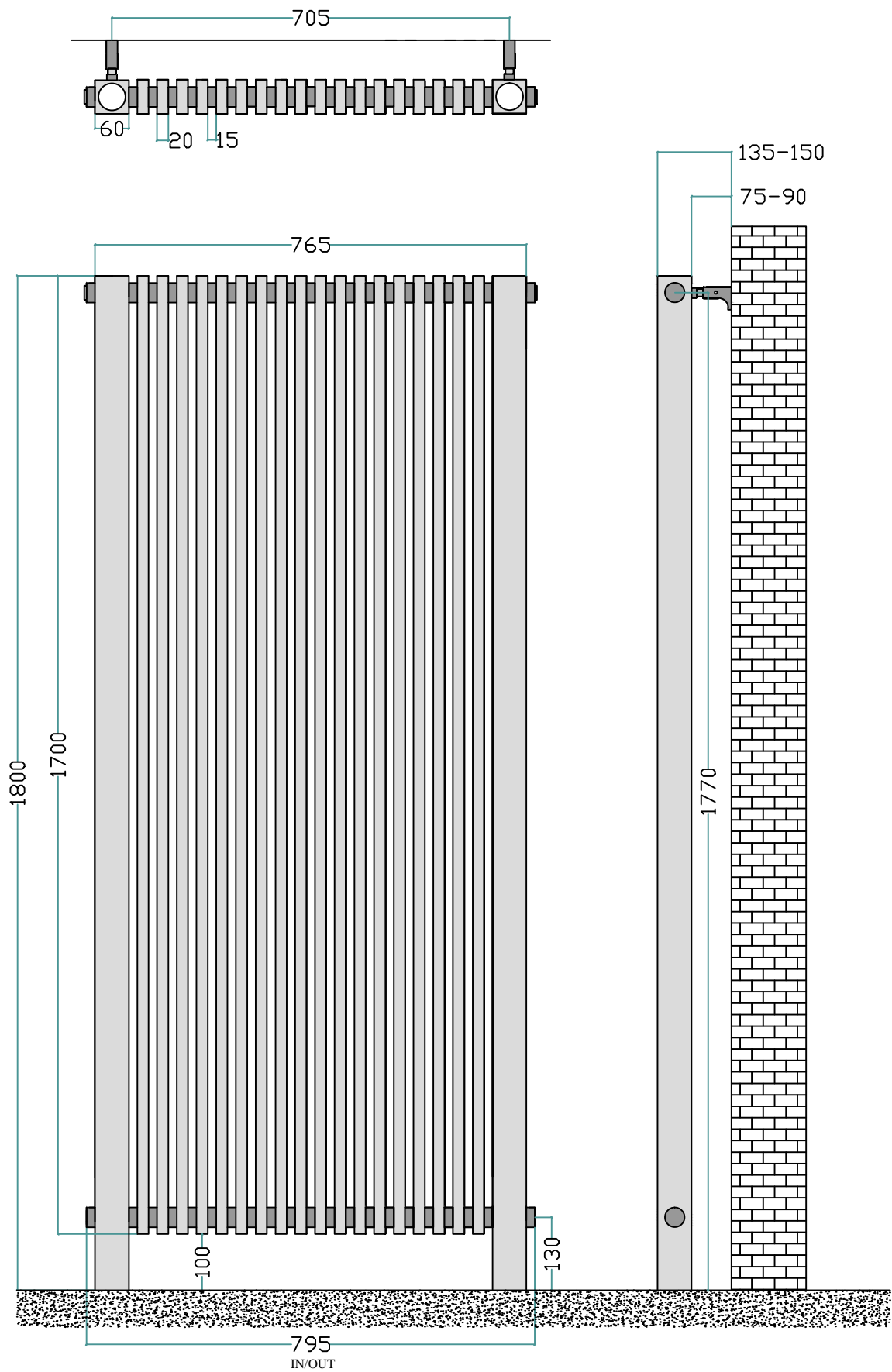
KORLE	Watt	BTU	Watt	BTU
	$\Delta 50^{\circ}\text{C}$	$\Delta 50^{\circ}\text{C}$	$\Delta 60^{\circ}\text{C}$	$\Delta 60^{\circ}\text{C}$
Cannon 180M13	2210	7541	2794	9536



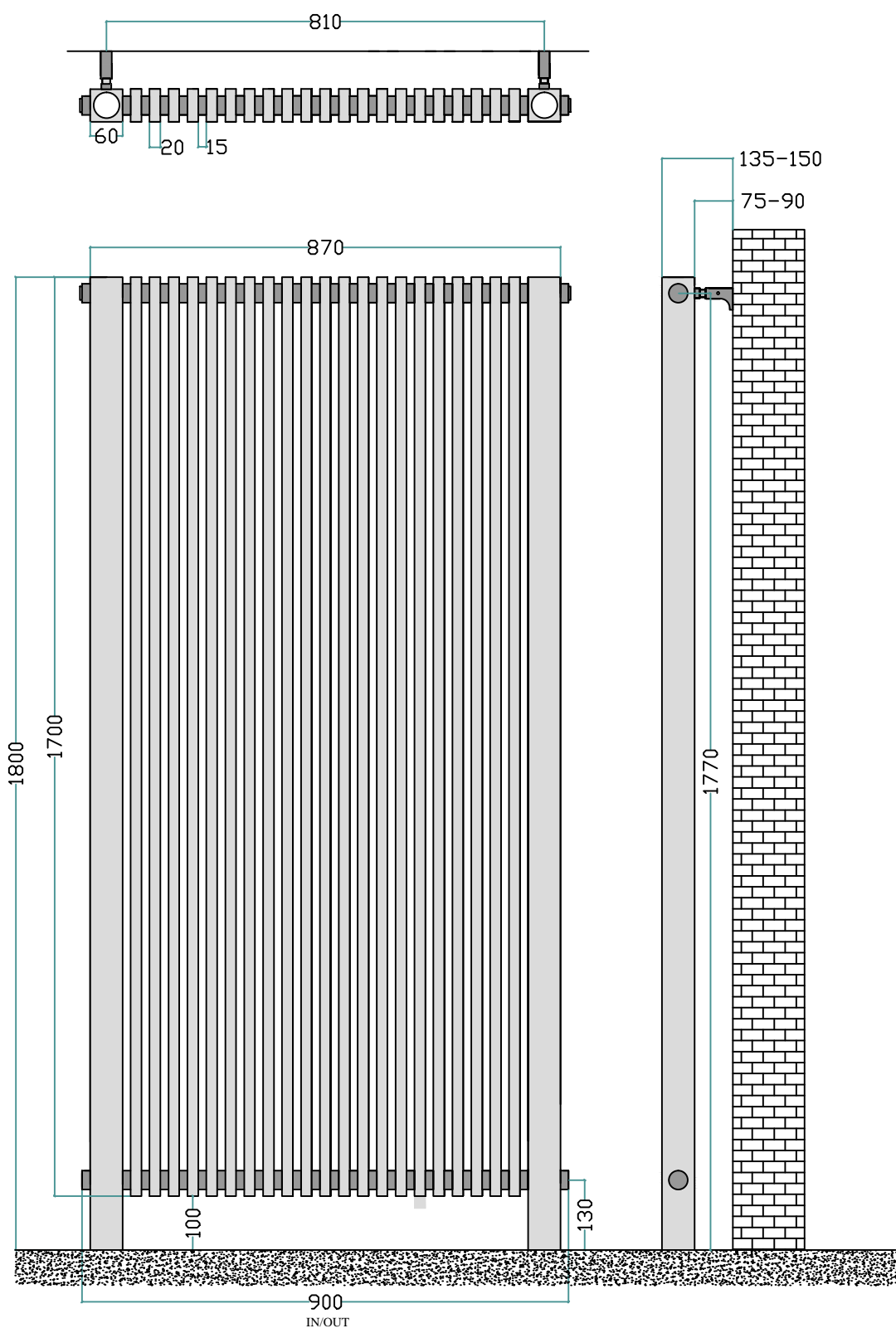
KORLE	Watt	BTU	Watt	BTU
	$\Delta 50^{\circ}\text{C}$	$\Delta 50^{\circ}\text{C}$	$\Delta 60^{\circ}\text{C}$	$\Delta 60^{\circ}\text{C}$
Cannon 180M15	2504	8548	3167	10808



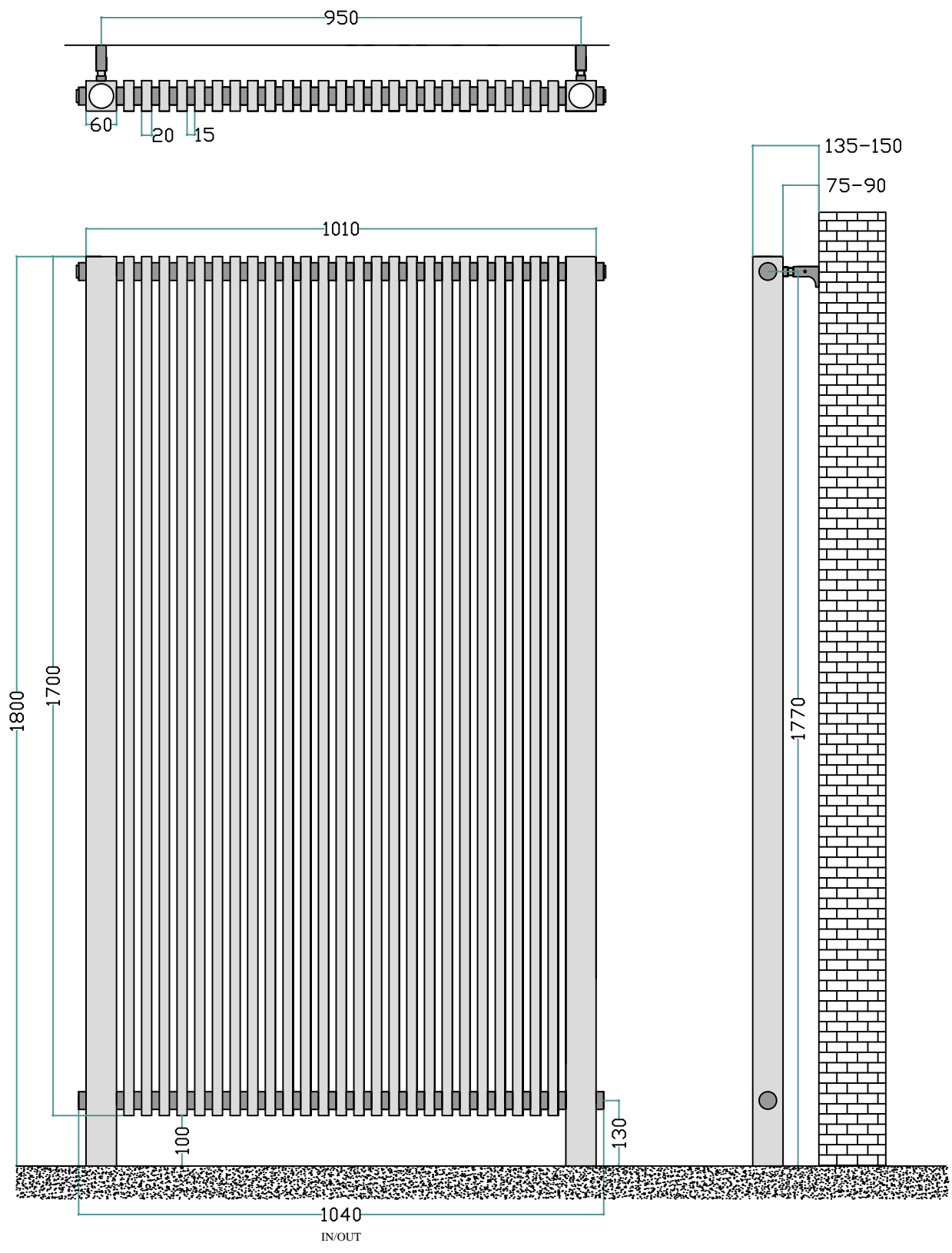
KORLE	Watt	BTU	Watt	BTU
	$\Delta 50^{\circ}\text{C}$	$\Delta 50^{\circ}\text{C}$	$\Delta 60^{\circ}\text{C}$	$\Delta 60^{\circ}\text{C}$
Cannon 180M17	2799	9554	3539	12081




KORLE	Watt	BTU	Watt	BTU
	$\Delta 50^\circ\text{C}$	$\Delta 50^\circ\text{C}$	$\Delta 60^\circ\text{C}$	$\Delta 60^\circ\text{C}$
Cannon 180M20	3241	11064	4099	13990



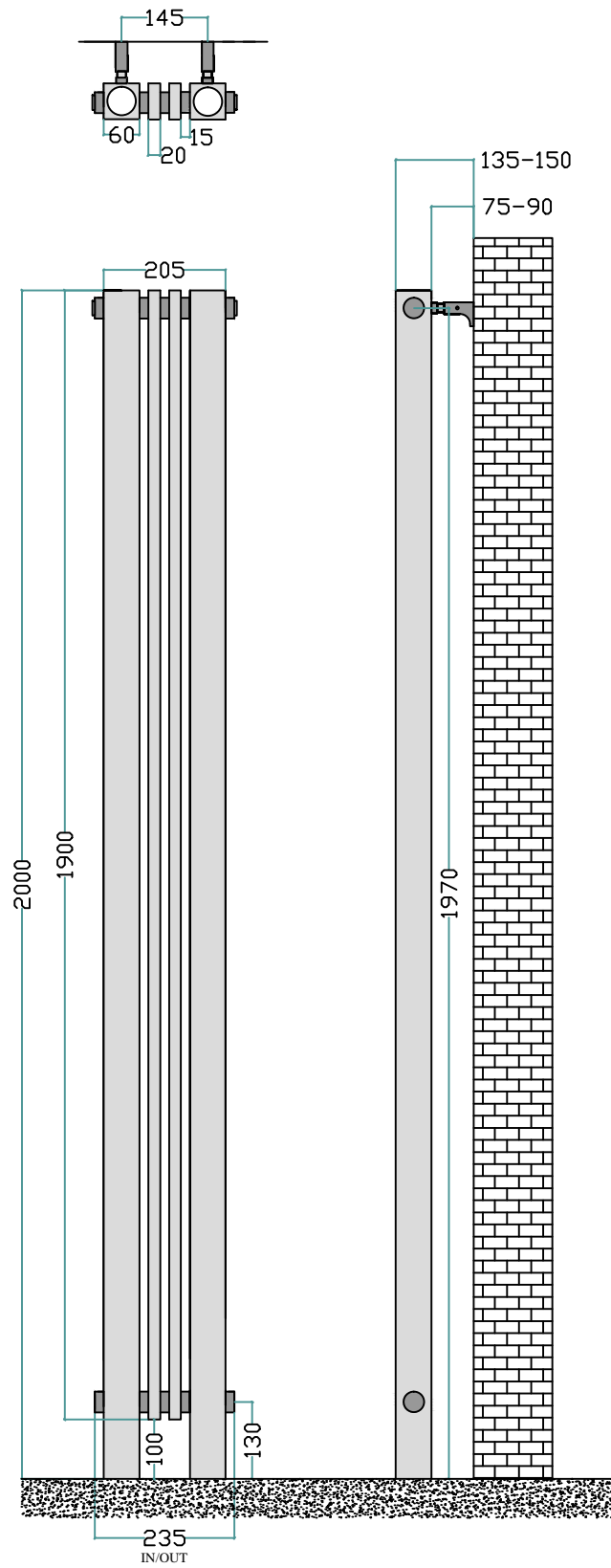
KORLE	Watt	BTU	Watt	BTU
	$\Delta 50^{\circ}\text{C}$	$\Delta 50^{\circ}\text{C}$	$\Delta 60^{\circ}\text{C}$	$\Delta 60^{\circ}\text{C}$
Cannon 180M23	3683	12573	4658	15899




KORLE	Watt	BTU	Watt	BTU
	$\Delta 50^{\circ}\text{C}$	$\Delta 50^{\circ}\text{C}$	$\Delta 60^{\circ}\text{C}$	$\Delta 60^{\circ}\text{C}$
Cannon 180M27	4273	14586	5403	18444




KORLE Cannon 180M30	Watt	BTU	Watt	BTU
	$\Delta 50^{\circ}\text{C}$	$\Delta 50^{\circ}\text{C}$	$\Delta 60^{\circ}\text{C}$	$\Delta 60^{\circ}\text{C}$
	4715	16096	5962	20353




KORLE	Watt	BTU	Watt	BTU
	$\Delta 50^{\circ}\text{C}$	$\Delta 50^{\circ}\text{C}$	$\Delta 60^{\circ}\text{C}$	$\Delta 60^{\circ}\text{C}$
Cannon 200M04	983	3354	1243	4241




KORLE Cannon 200M06	Watt	BTU	Watt	BTU
	$\Delta 50^{\circ}\text{C}$	$\Delta 50^{\circ}\text{C}$	$\Delta 60^{\circ}\text{C}$	$\Delta 60^{\circ}\text{C}$
	1313	4478	1660	5663




KORLE	Watt	BTU	Watt	BTU
	$\Delta 50^{\circ}\text{C}$	$\Delta 50^{\circ}\text{C}$	$\Delta 60^{\circ}\text{C}$	$\Delta 60^{\circ}\text{C}$
Cannon 200M13	2466	8415	3118	10641



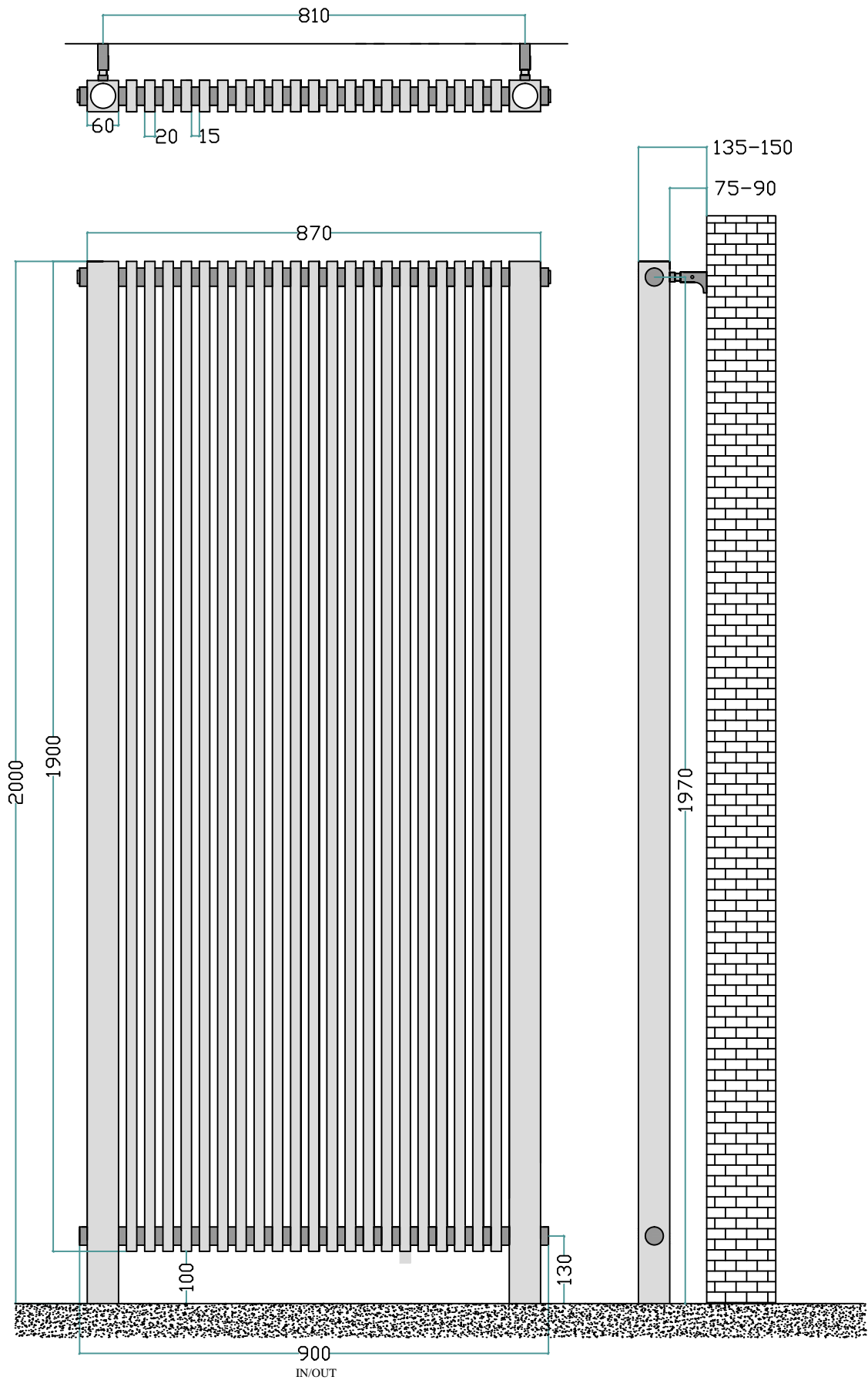
KORLE	Watt	BTU	Watt	BTU
	$\Delta 50^{\circ}\text{C}$	$\Delta 50^{\circ}\text{C}$	$\Delta 60^{\circ}\text{C}$	$\Delta 60^{\circ}\text{C}$
Cannon 200M15	2795	9540	3534	12063



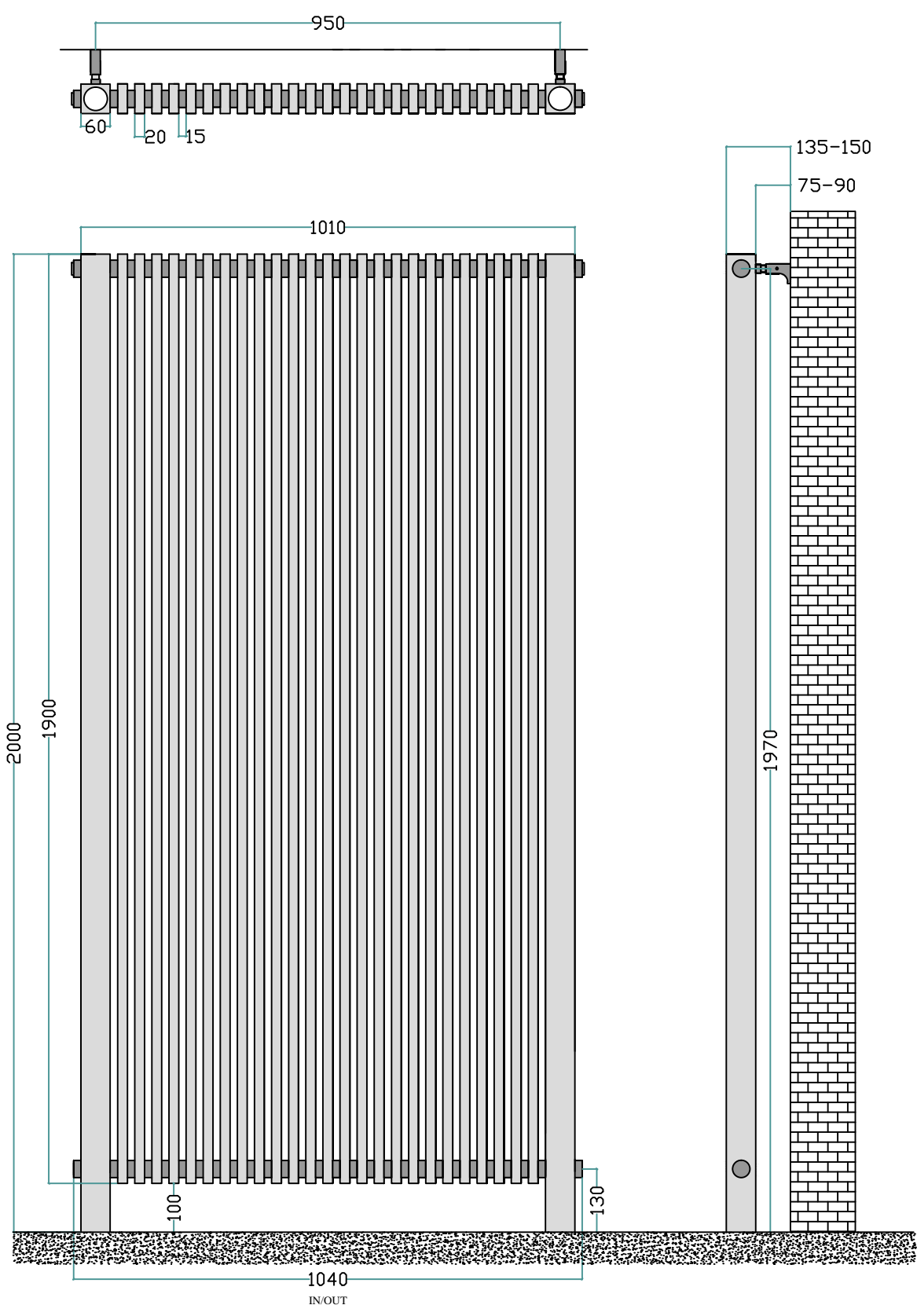
KORLE	Watt	BTU	Watt	BTU
	$\Delta 50^{\circ}\text{C}$	$\Delta 50^{\circ}\text{C}$	$\Delta 60^{\circ}\text{C}$	$\Delta 60^{\circ}\text{C}$
Cannon 200M17	3125	10665	3951	13486



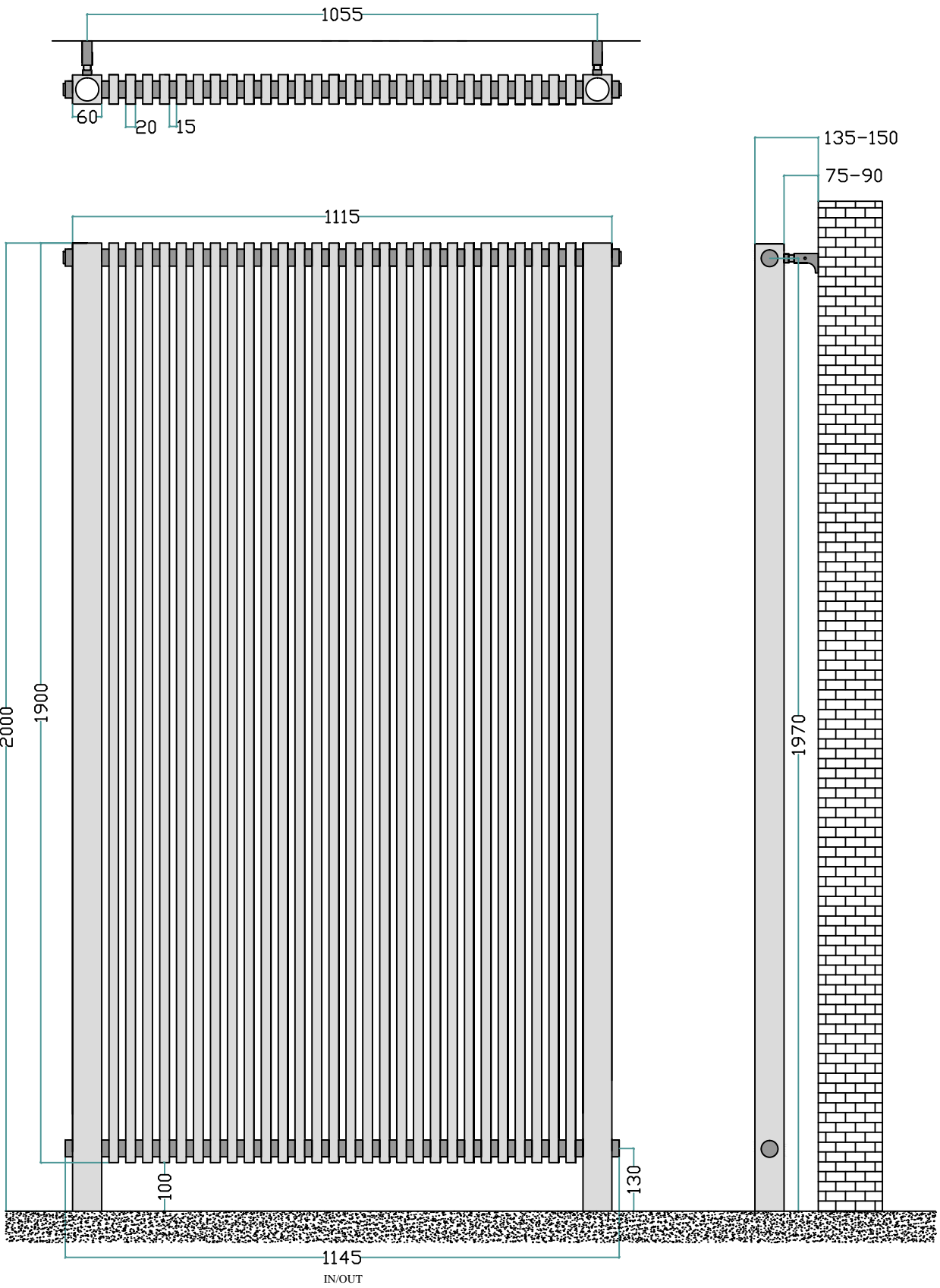
KORLE	Watt	BTU	Watt	BTU
	$\Delta 50^{\circ}\text{C}$	$\Delta 50^{\circ}\text{C}$	$\Delta 60^{\circ}\text{C}$	$\Delta 60^{\circ}\text{C}$
Cannon 200M20	3619	12352	4576	15619



KORLE	Watt	BTU	Watt	BTU
	$\Delta 50^{\circ}\text{C}$	$\Delta 50^{\circ}\text{C}$	$\Delta 60^{\circ}\text{C}$	$\Delta 60^{\circ}\text{C}$
Cannon 200M23	4113	14039	5201	17753



KORLE	Watt	BTU	Watt	BTU
	$\Delta 50^{\circ}\text{C}$	$\Delta 50^{\circ}\text{C}$	$\Delta 60^{\circ}\text{C}$	$\Delta 60^{\circ}\text{C}$
Cannon 200M27	4772	16289	6034	20597



KORLE Cannon 200M30	Watt	BTU	Watt	BTU
	$\Delta 50^{\circ}\text{C}$	$\Delta 50^{\circ}\text{C}$	$\Delta 60^{\circ}\text{C}$	$\Delta 60^{\circ}\text{C}$
	5266	17976	6659	22731