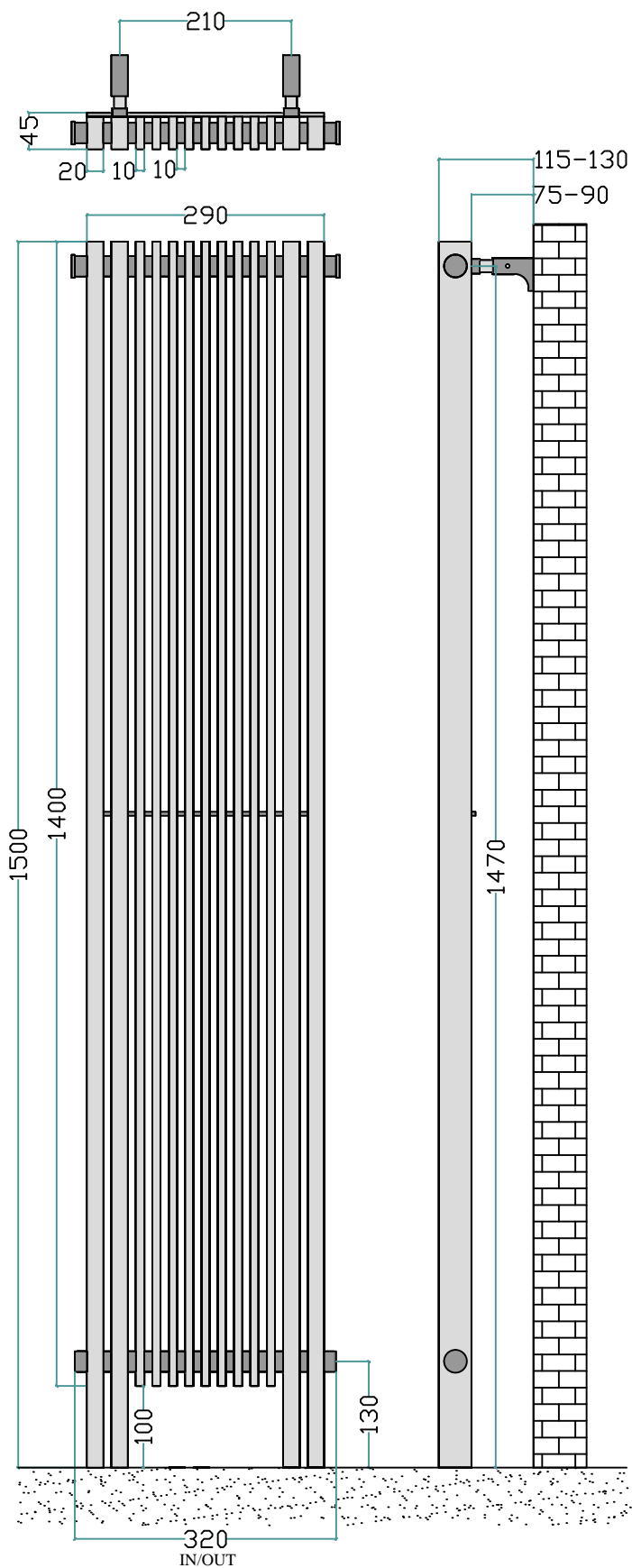



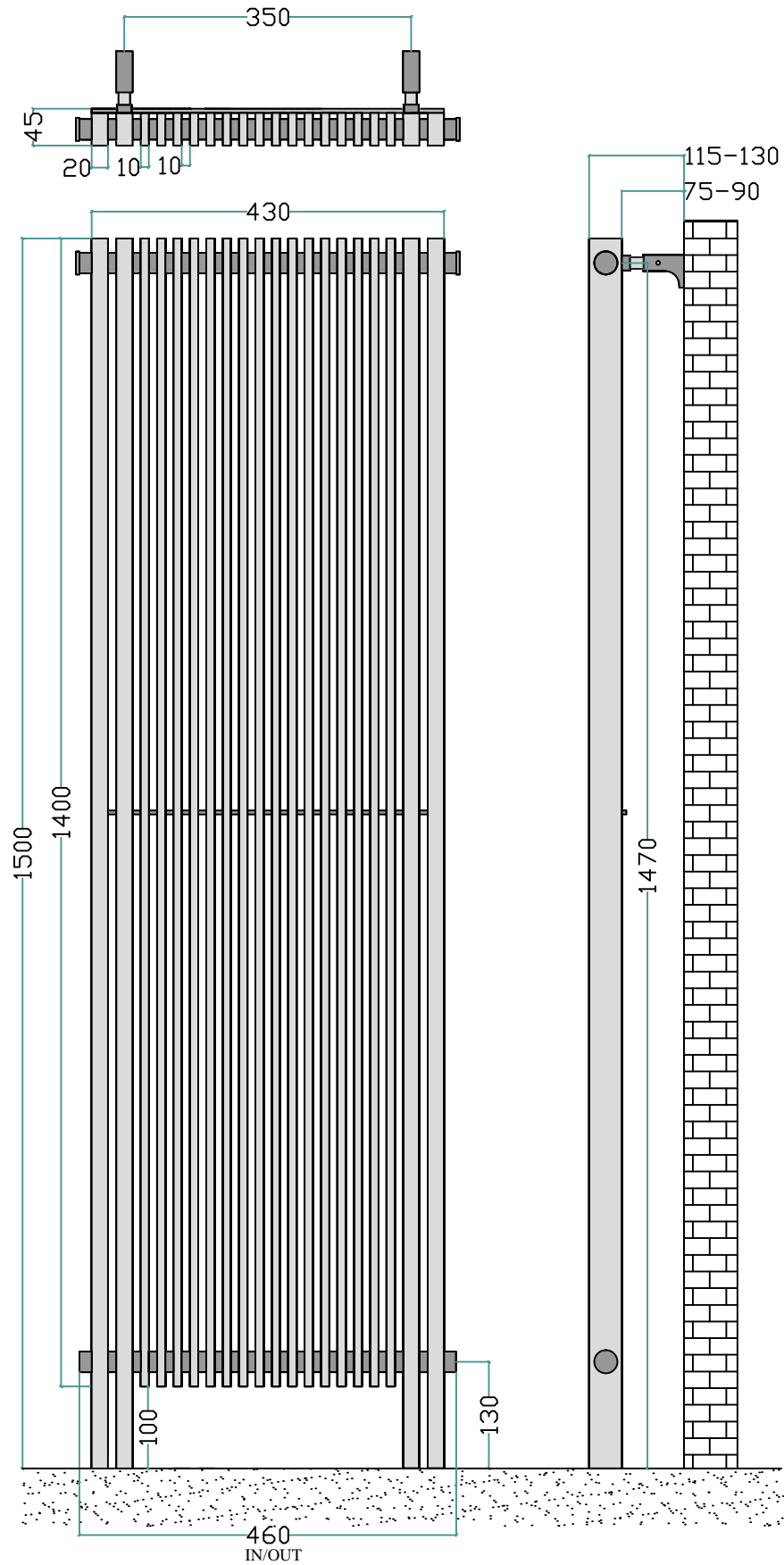
KORLE	Watt	BTU	Watt	BTU
	$\Delta 50^{\circ}\text{C}$	$\Delta 50^{\circ}\text{C}$	$\Delta 60^{\circ}\text{C}$	$\Delta 60^{\circ}\text{C}$
Cadence 150M10	889	3034	1124	3837



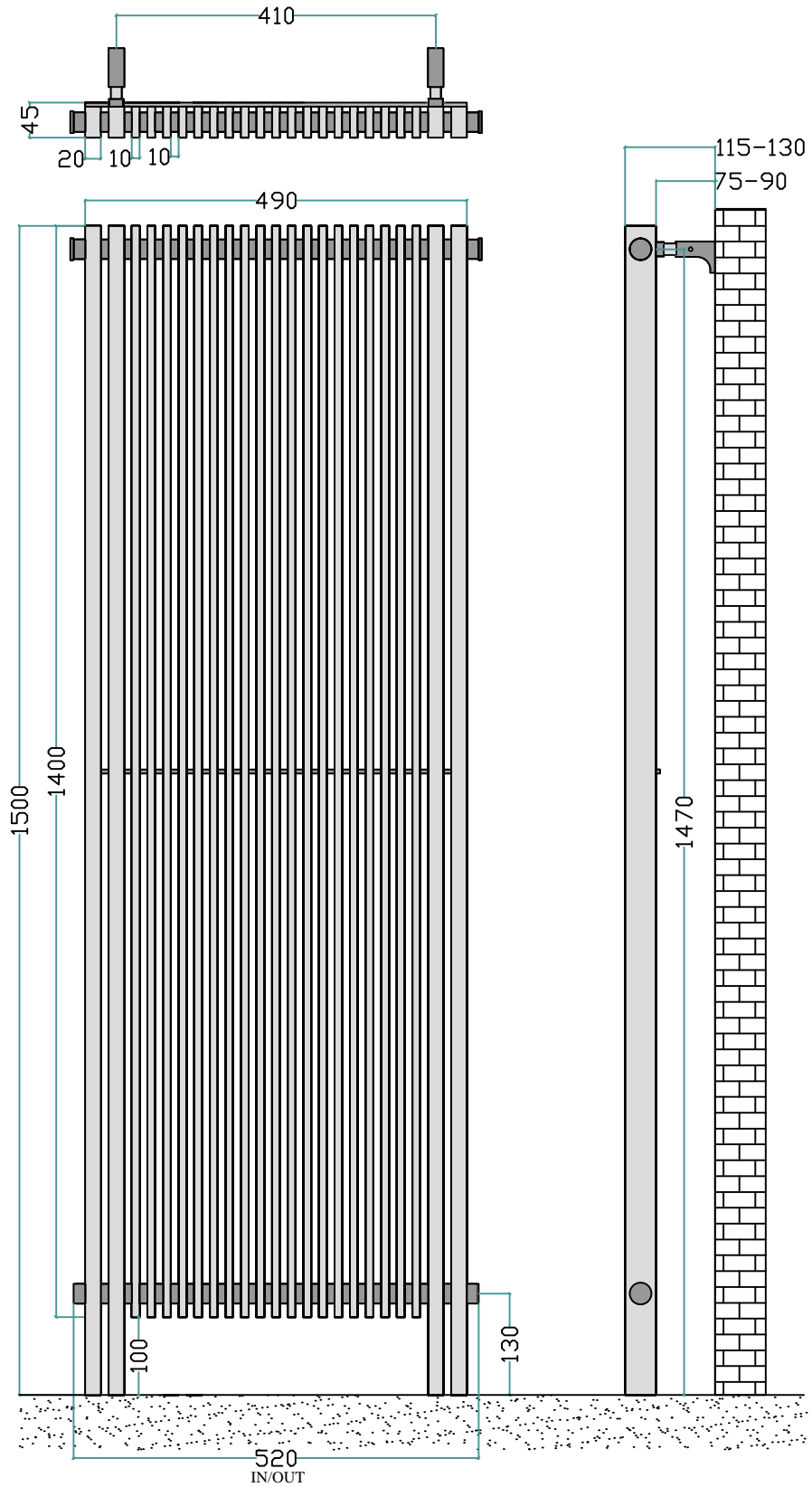
KORLE	Watt	BTU	Watt	BTU
	$\Delta 50^{\circ}\text{C}$	$\Delta 50^{\circ}\text{C}$	$\Delta 60^{\circ}\text{C}$	$\Delta 60^{\circ}\text{C}$
Cadence 150M13	1129	3851	1427	4870



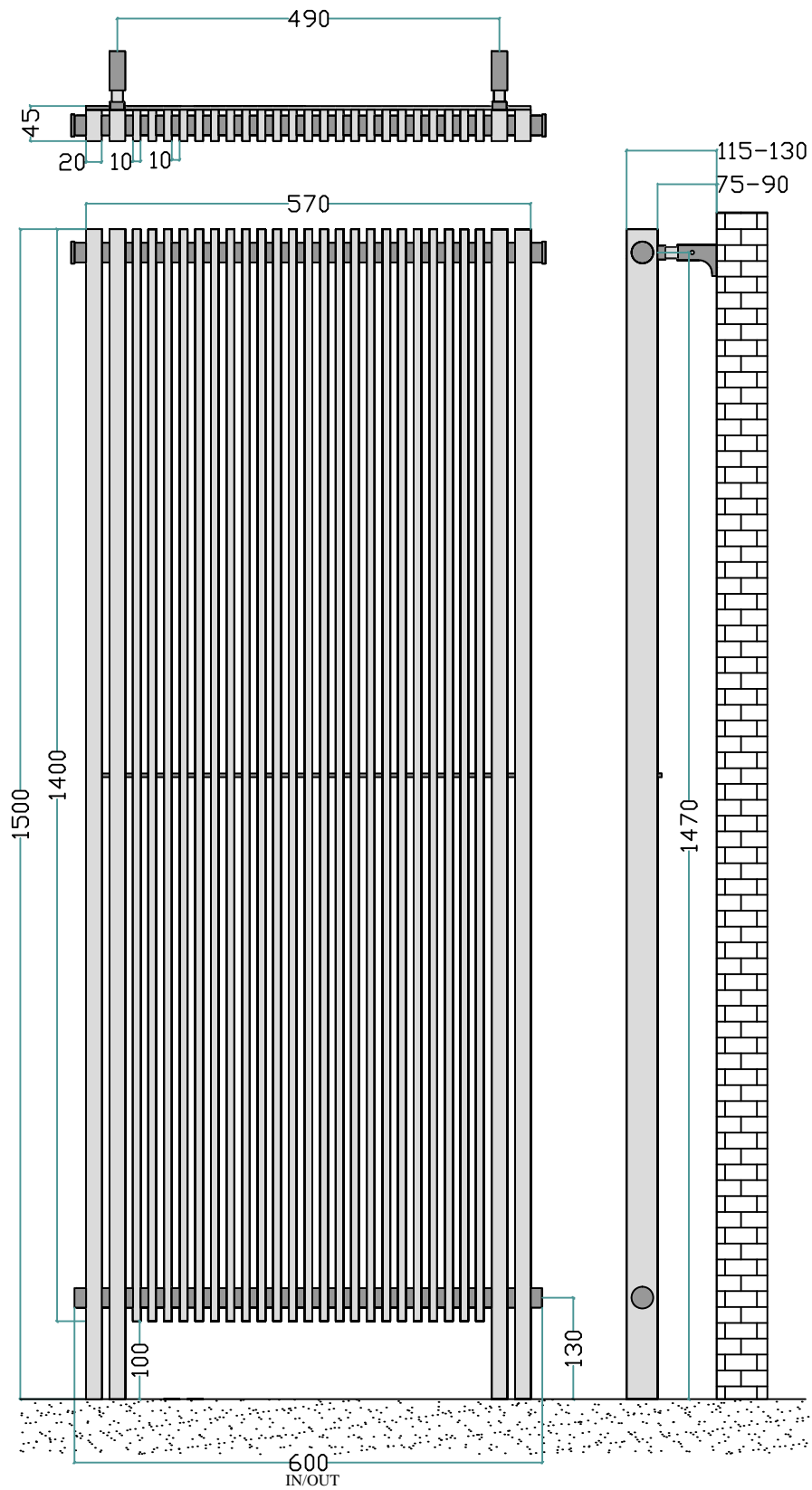
KORLE	Watt	BTU	Watt	BTU
	$\Delta 50^{\circ}\text{C}$	$\Delta 50^{\circ}\text{C}$	$\Delta 60^{\circ}\text{C}$	$\Delta 60^{\circ}\text{C}$
Cadence 150M17	1448	4940	1831	6247




KORLE	Watt	BTU	Watt	BTU
	$\Delta 50^{\circ}\text{C}$	$\Delta 50^{\circ}\text{C}$	$\Delta 60^{\circ}\text{C}$	$\Delta 60^{\circ}\text{C}$
Cadence 150M20	1687	5757	2133	7280




KORLE	Watt	BTU	Watt	BTU
	$\Delta 50^{\circ}\text{C}$	$\Delta 50^{\circ}\text{C}$	$\Delta 60^{\circ}\text{C}$	$\Delta 60^{\circ}\text{C}$
Cadence 150M23	1927	6574	2436	8313



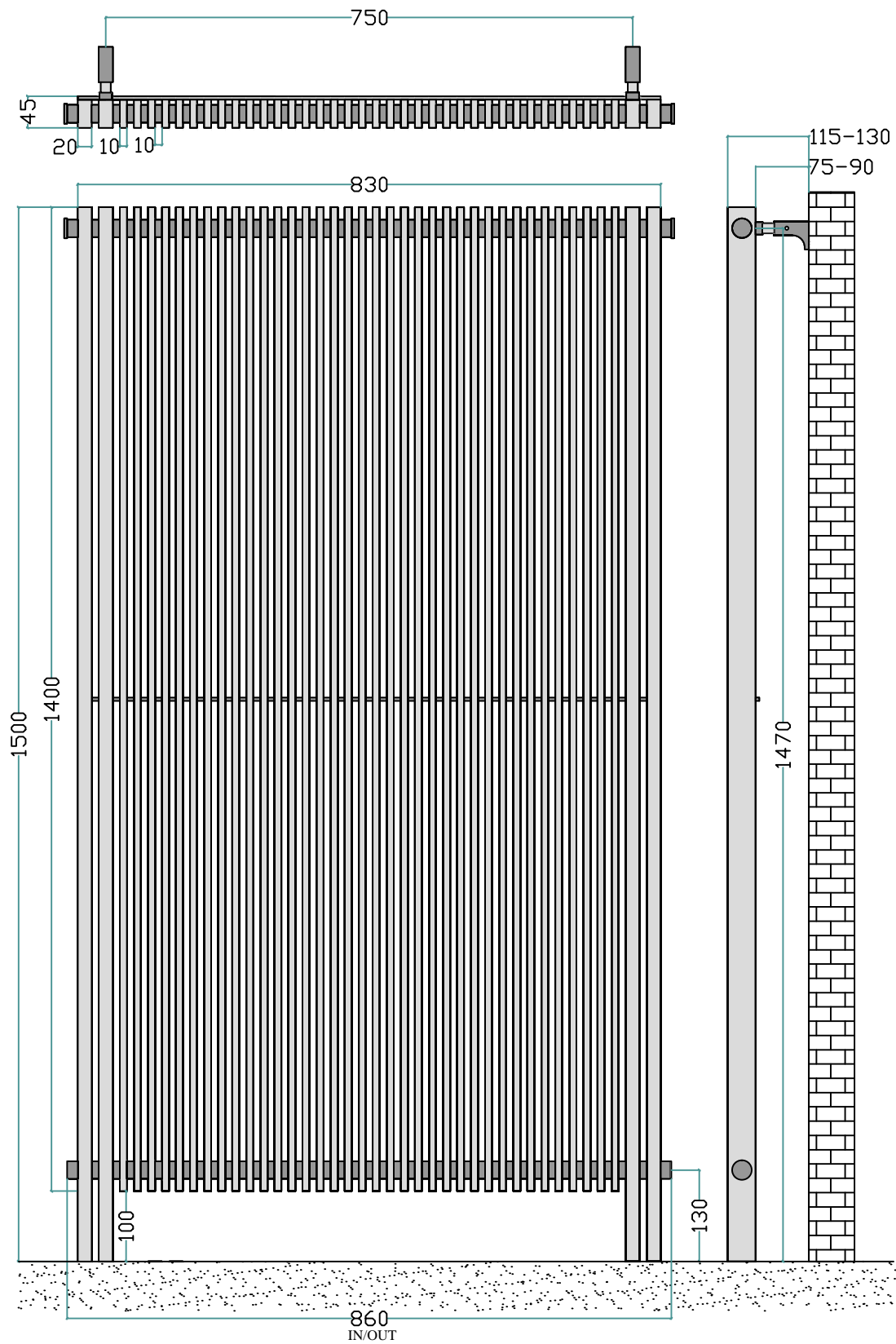
KORLE	Watt	BTU	Watt	BTU
	$\Delta 50^{\circ}\text{C}$	$\Delta 50^{\circ}\text{C}$	$\Delta 60^{\circ}\text{C}$	$\Delta 60^{\circ}\text{C}$
Cadence 150M27	2246	7663	2840	9690



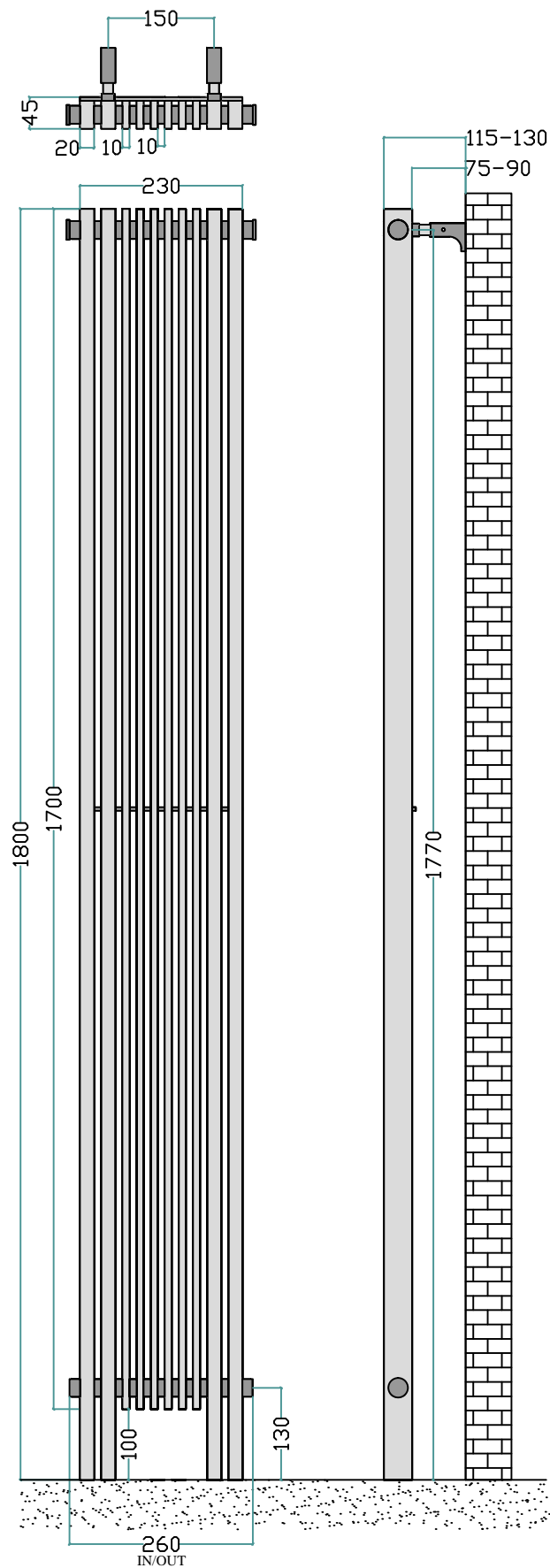
KORLE	Watt	BTU	Watt	BTU
	$\Delta 50^{\circ}\text{C}$	$\Delta 50^{\circ}\text{C}$	$\Delta 60^{\circ}\text{C}$	$\Delta 60^{\circ}\text{C}$
Cadence 150M30	2485	8480	3143	10723



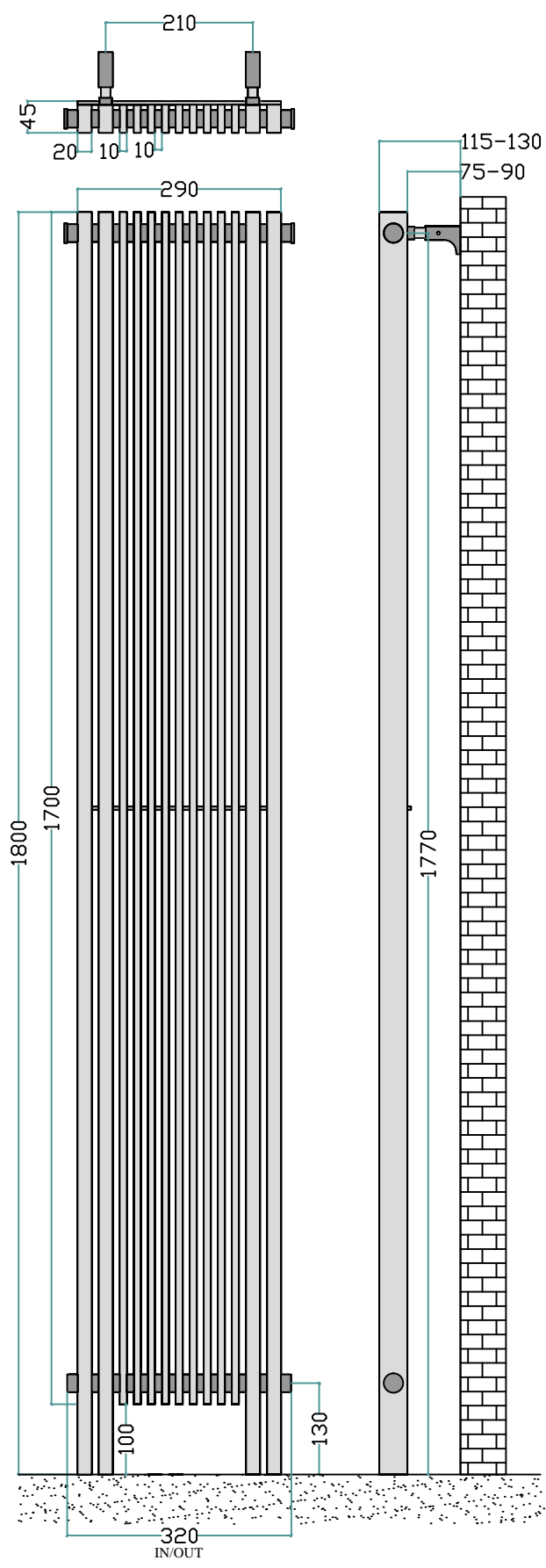
KORLE	Watt	BTU	Watt	BTU
	$\Delta 50^{\circ}\text{C}$	$\Delta 50^{\circ}\text{C}$	$\Delta 60^{\circ}\text{C}$	$\Delta 60^{\circ}\text{C}$
Cadence 150M36	2964	10114	3748	12789




KORLE	Watt	BTU	Watt	BTU
	Δ 50°C	Δ 50°C	Δ 60°C	Δ 60°C
Cadence 150M40	3283	11203	4152	14166



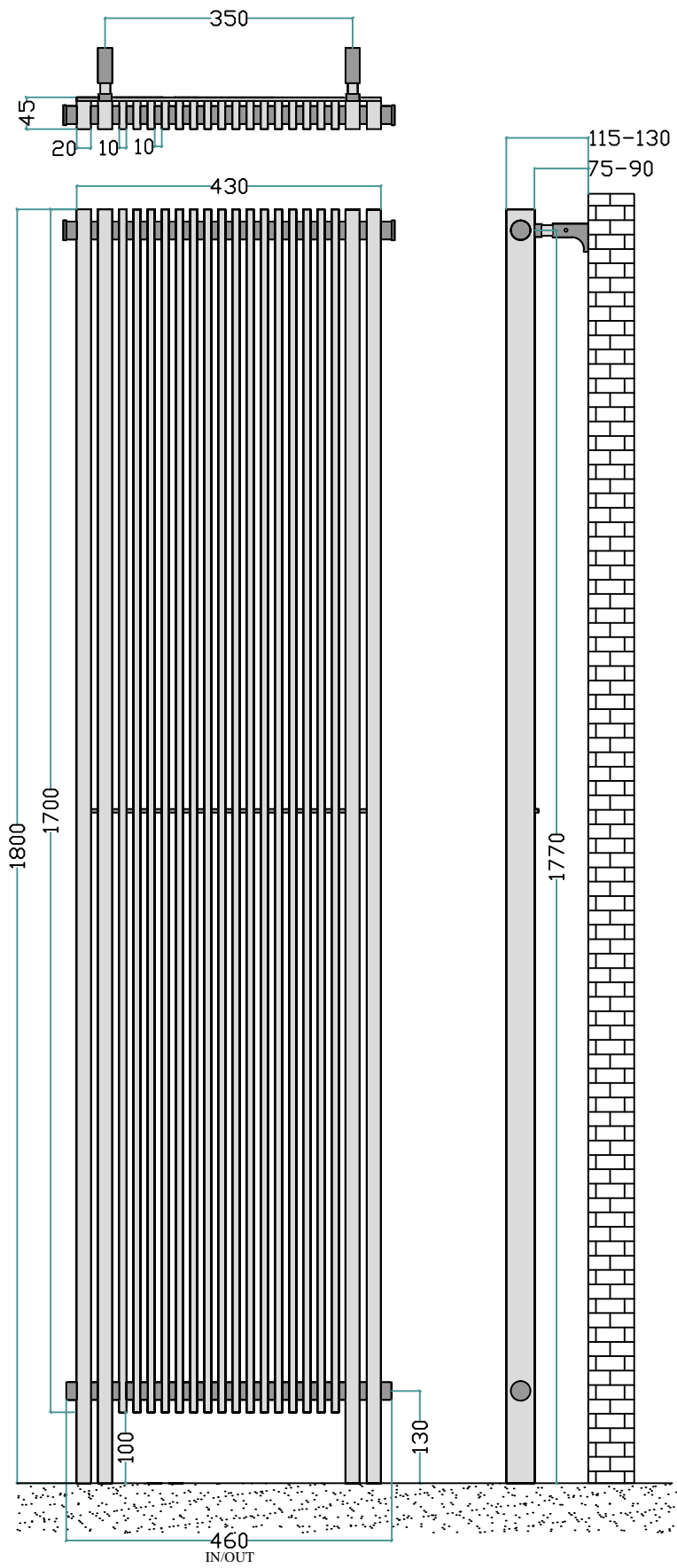
KORLE	Watt	BTU	Watt	BTU
	$\Delta 50^{\circ}\text{C}$	$\Delta 50^{\circ}\text{C}$	$\Delta 60^{\circ}\text{C}$	$\Delta 60^{\circ}\text{C}$
Cadence 180M10	1074	3664	1358	4634




KORLE	Watt	BTU	Watt	BTU
	$\Delta 50^{\circ}\text{C}$	$\Delta 50^{\circ}\text{C}$	$\Delta 60^{\circ}\text{C}$	$\Delta 60^{\circ}\text{C}$
Cadence 180M13	1365	4656	1726	5888



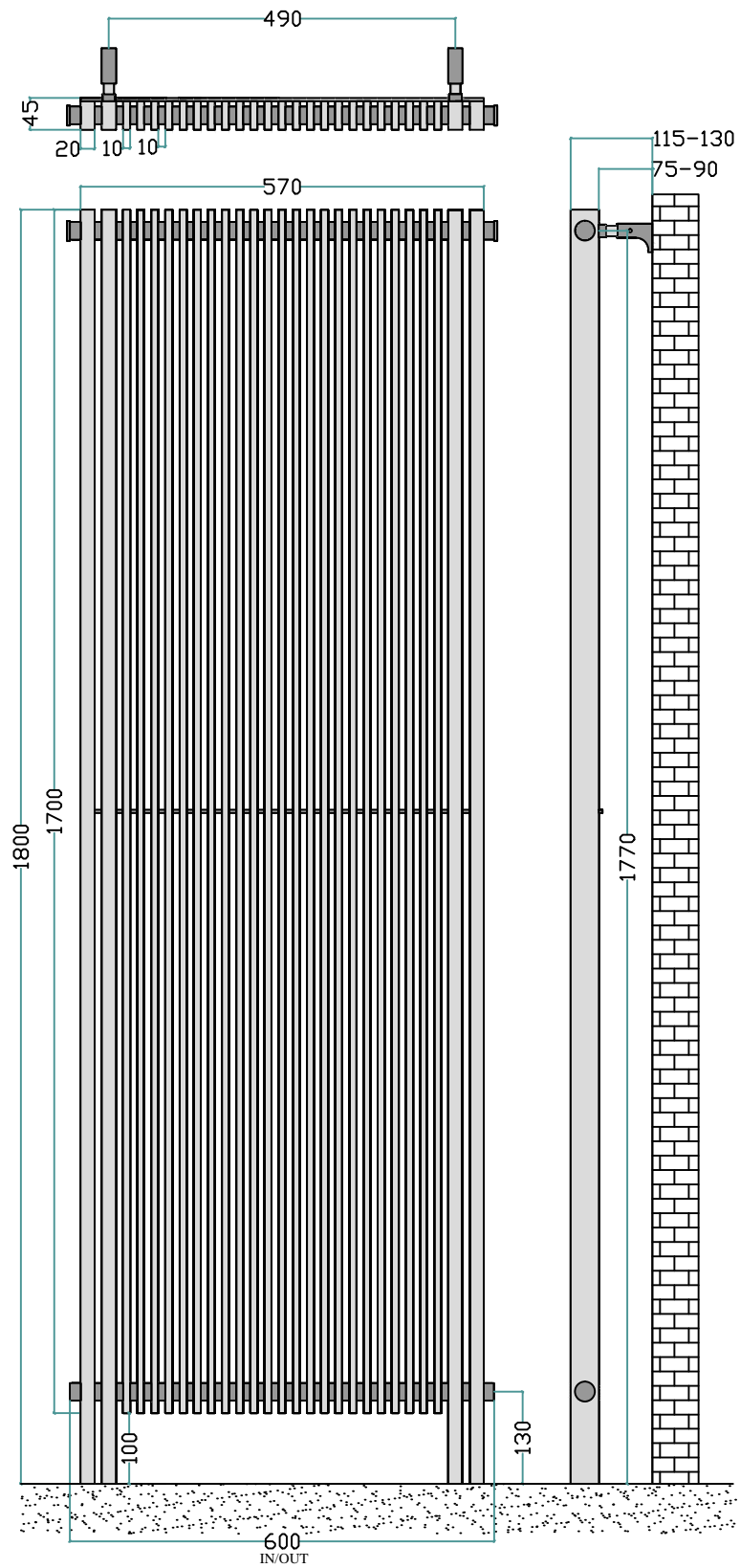
KORLE	Watt	BTU	Watt	BTU
	$\Delta 50^{\circ}\text{C}$	$\Delta 50^{\circ}\text{C}$	$\Delta 60^{\circ}\text{C}$	$\Delta 60^{\circ}\text{C}$
Cadence 180M17	1752	5979	2216	7560




KORLE	Watt	BTU	Watt	BTU
	$\Delta 50^{\circ}\text{C}$	$\Delta 50^{\circ}\text{C}$	$\Delta 60^{\circ}\text{C}$	$\Delta 60^{\circ}\text{C}$
Cadence 180M20	2043	6971	2583	8815



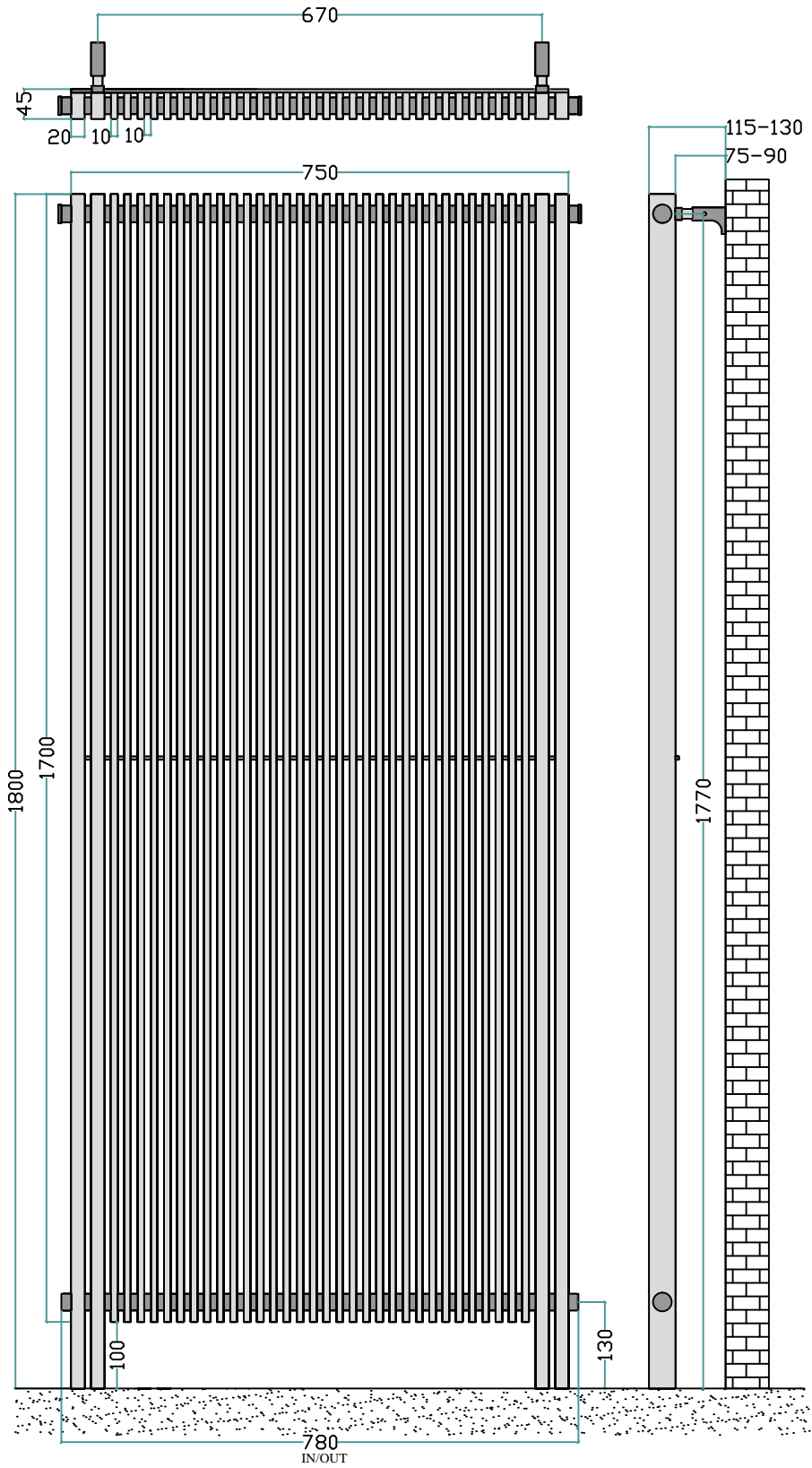
KORLE	Watt	BTU	Watt	BTU
	$\Delta 50^{\circ}\text{C}$	$\Delta 50^{\circ}\text{C}$	$\Delta 60^{\circ}\text{C}$	$\Delta 60^{\circ}\text{C}$
Cadence 180M23	2334	7963	2951	10069




KORLE	Watt	BTU	Watt	BTU
	$\Delta 50^{\circ}\text{C}$	$\Delta 50^{\circ}\text{C}$	$\Delta 60^{\circ}\text{C}$	$\Delta 60^{\circ}\text{C}$
Cadence 180M27	2721	9285	3441	11741



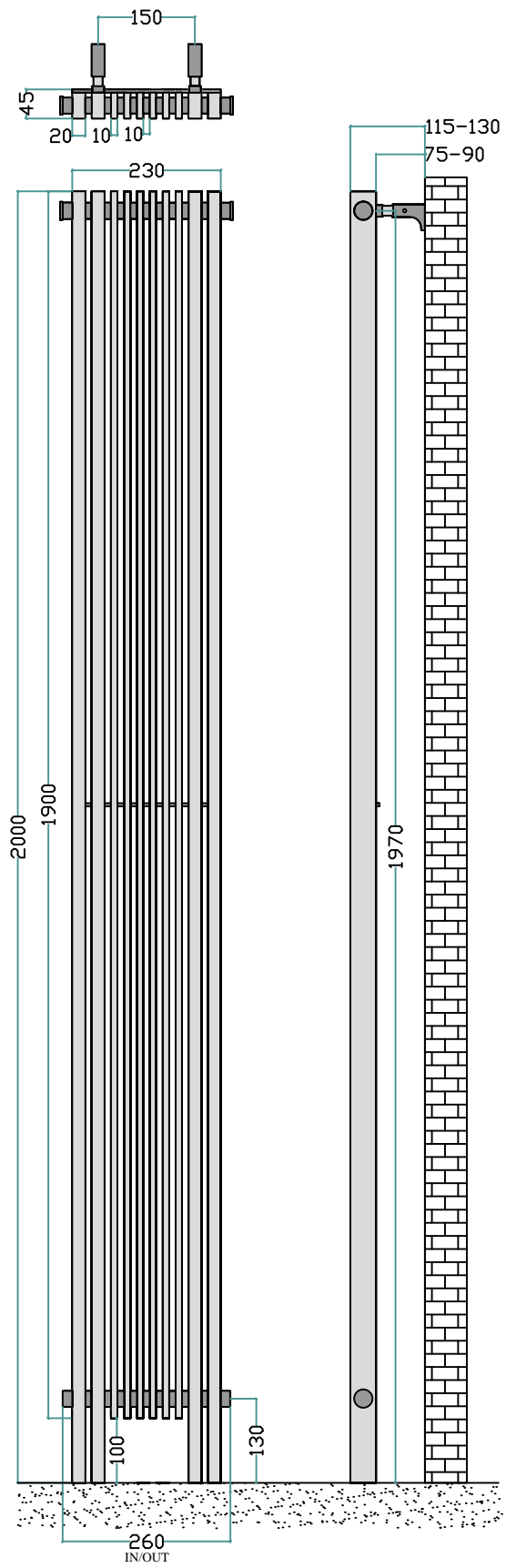
KORLE	Watt	BTU	Watt	BTU
	$\Delta 50^{\circ}\text{C}$	$\Delta 50^{\circ}\text{C}$	$\Delta 60^{\circ}\text{C}$	$\Delta 60^{\circ}\text{C}$
Cadence 180M30	3012	10277	3809	12996



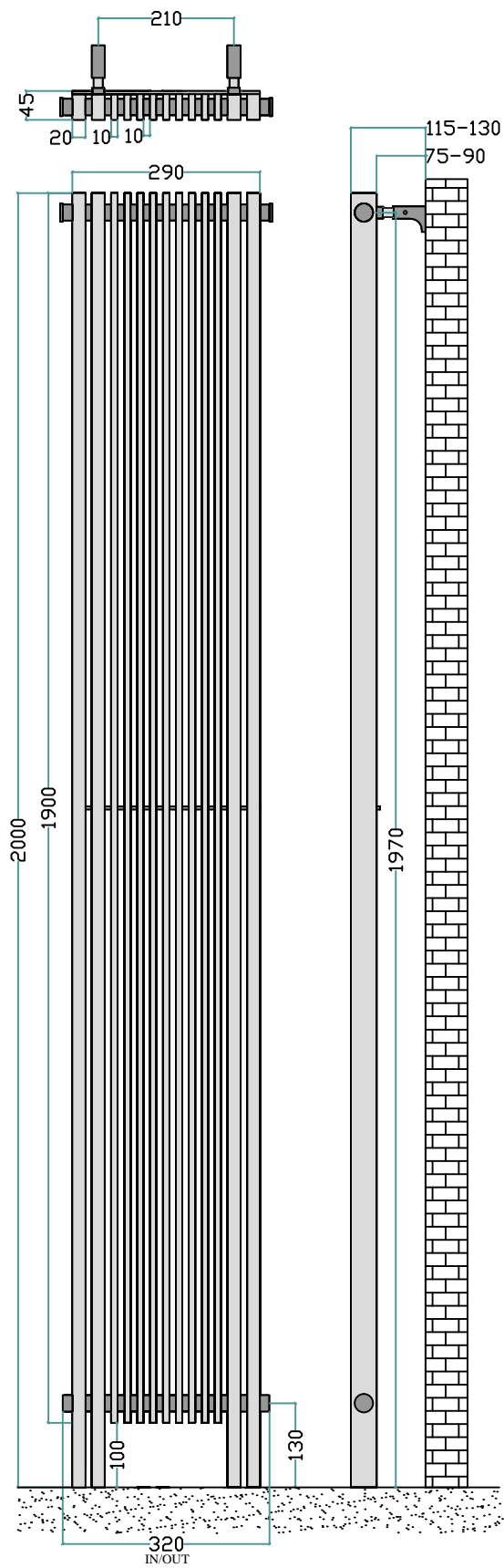
KORLE	Watt	BTU	Watt	BTU
	$\Delta 50^{\circ}\text{C}$	$\Delta 50^{\circ}\text{C}$	$\Delta 60^{\circ}\text{C}$	$\Delta 60^{\circ}\text{C}$
Cadence 180M36	3593	12261	4544	15504



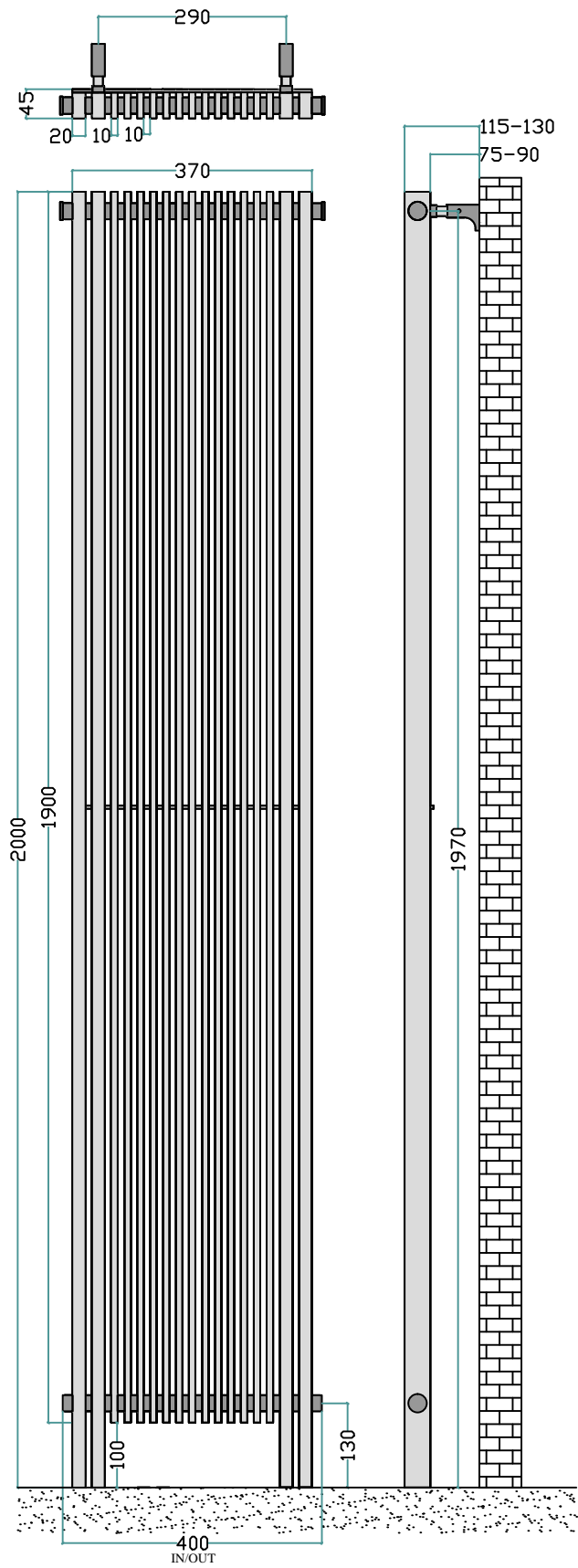
KORLE	Watt	BTU	Watt	BTU
	$\Delta 50^{\circ}\text{C}$	$\Delta 50^{\circ}\text{C}$	$\Delta 60^{\circ}\text{C}$	$\Delta 60^{\circ}\text{C}$
Cadence 180M40	3981	13584	5034	17177




KORLE	Watt	BTU	Watt	BTU
	$\Delta 50^{\circ}\text{C}$	$\Delta 50^{\circ}\text{C}$	$\Delta 60^{\circ}\text{C}$	$\Delta 60^{\circ}\text{C}$
Cadence 200M10	1197	4085	1514	5165



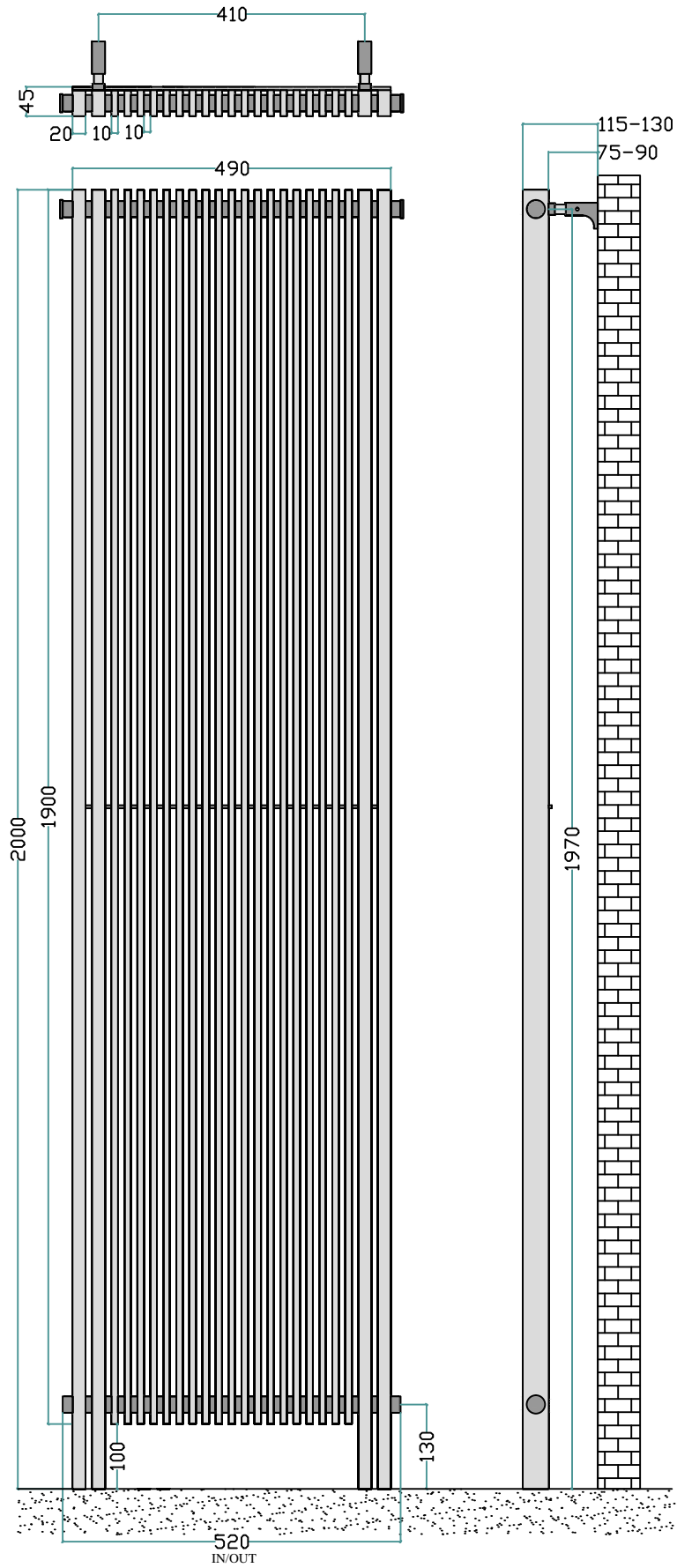
KORLE	Watt	BTU	Watt	BTU
	$\Delta 50^{\circ}\text{C}$	$\Delta 50^{\circ}\text{C}$	$\Delta 60^{\circ}\text{C}$	$\Delta 60^{\circ}\text{C}$
Cadence 200M13	1522	5193	1924	6567



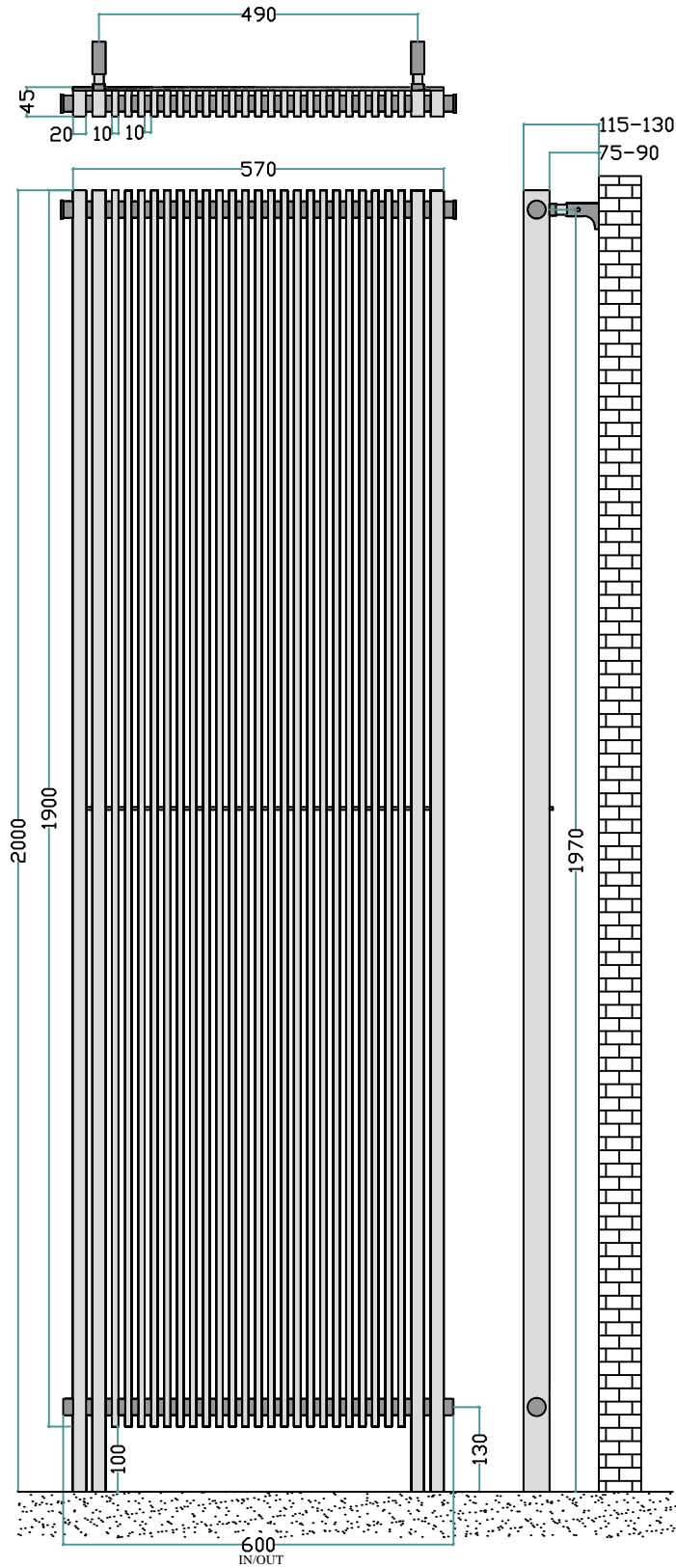
KORLE	Watt	BTU	Watt	BTU
	$\Delta 50^{\circ}\text{C}$	$\Delta 50^{\circ}\text{C}$	$\Delta 60^{\circ}\text{C}$	$\Delta 60^{\circ}\text{C}$
Cadence 200M17	1955	6671	2472	8436



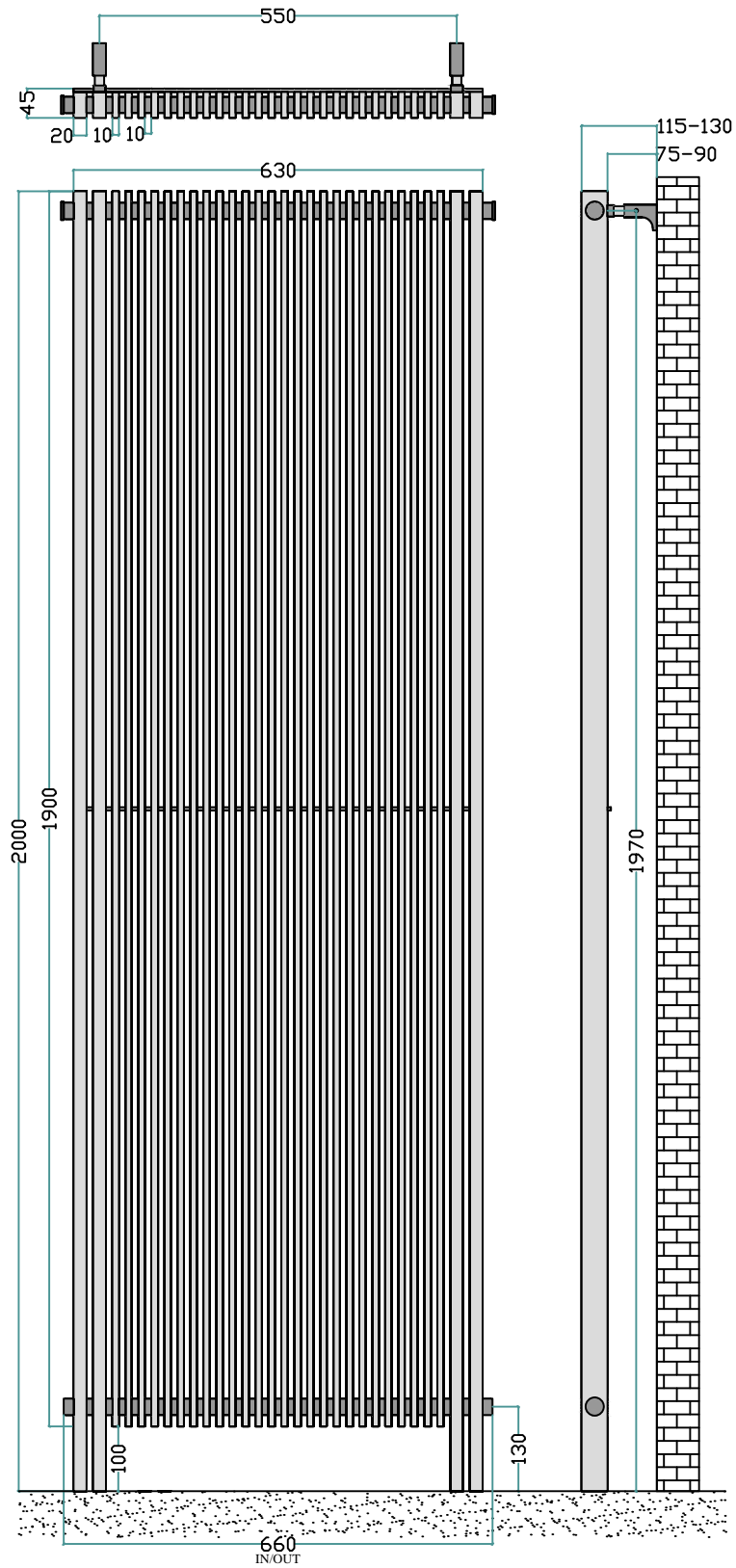
KORLE	Watt	BTU	Watt	BTU
	$\Delta 50^{\circ}\text{C}$	$\Delta 50^{\circ}\text{C}$	$\Delta 60^{\circ}\text{C}$	$\Delta 60^{\circ}\text{C}$
Cadence 200M20	2280	7780	2883	9838




KORLE	Watt	BTU	Watt	BTU
	$\Delta 50^{\circ}\text{C}$	$\Delta 50^{\circ}\text{C}$	$\Delta 60^{\circ}\text{C}$	$\Delta 60^{\circ}\text{C}$
Cadence 200M23	2605	8889	3294	11240




KORLE	Watt	BTU	Watt	BTU
	$\Delta 50^{\circ}\text{C}$	$\Delta 50^{\circ}\text{C}$	$\Delta 60^{\circ}\text{C}$	$\Delta 60^{\circ}\text{C}$
Cadence 200M27	3038	10367	3842	13109



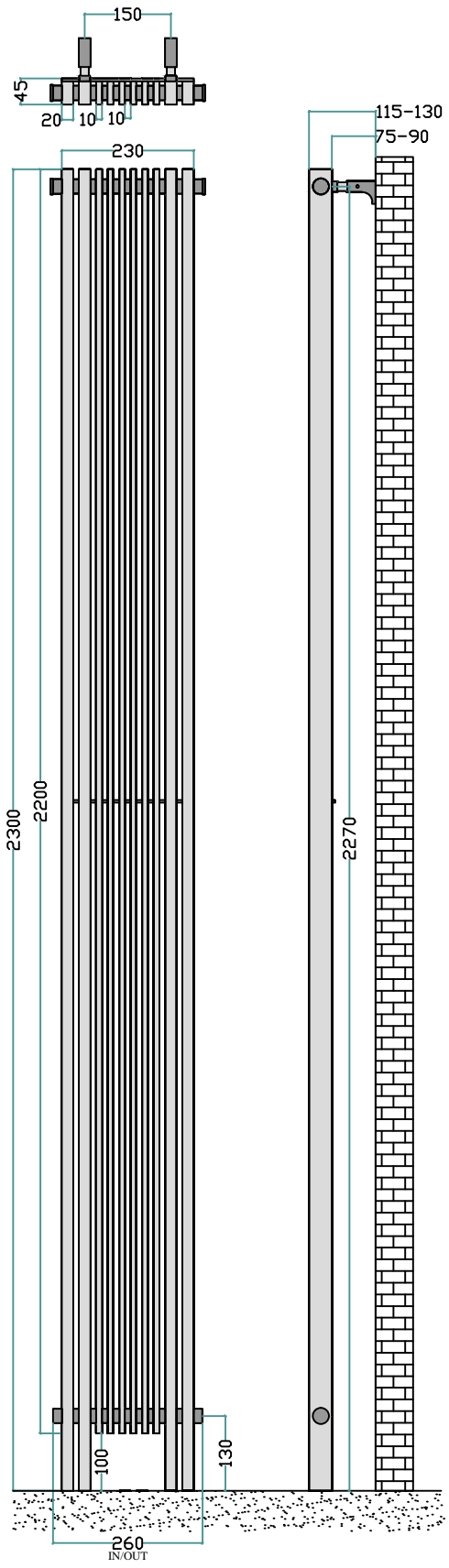
KORLE	Watt	BTU	Watt	BTU
	$\Delta 50^{\circ}\text{C}$	$\Delta 50^{\circ}\text{C}$	$\Delta 60^{\circ}\text{C}$	$\Delta 60^{\circ}\text{C}$
Cadence 200M30	3363	11476	4253	14511



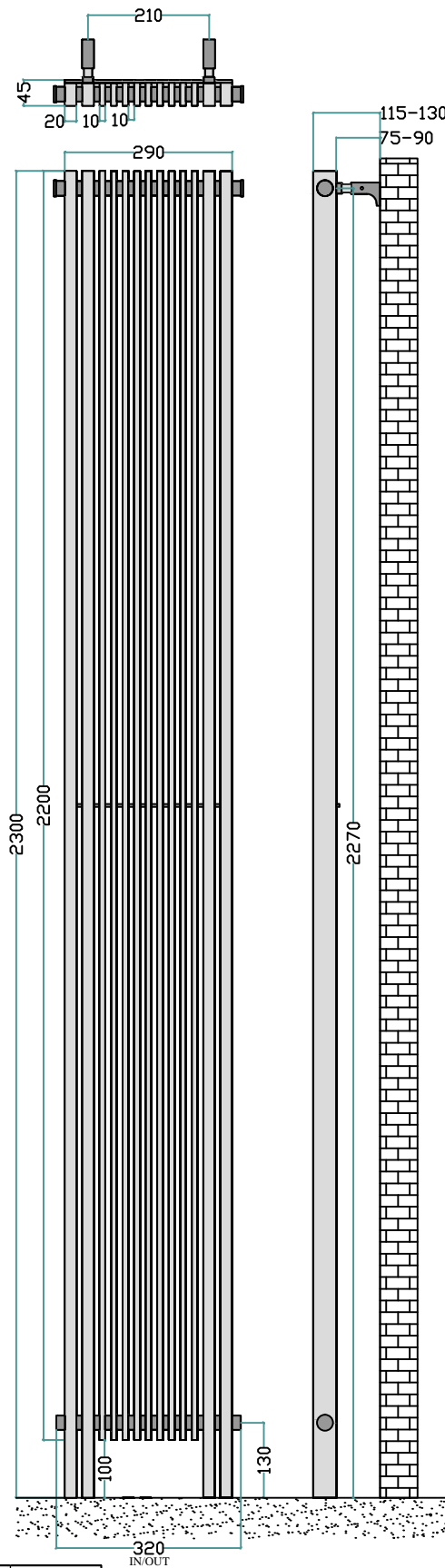
KORLE	Watt	BTU	Watt	BTU
	$\Delta 50^{\circ}\text{C}$	$\Delta 50^{\circ}\text{C}$	$\Delta 60^{\circ}\text{C}$	$\Delta 60^{\circ}\text{C}$
Cadence 200M36	4013	13693	5074	17315



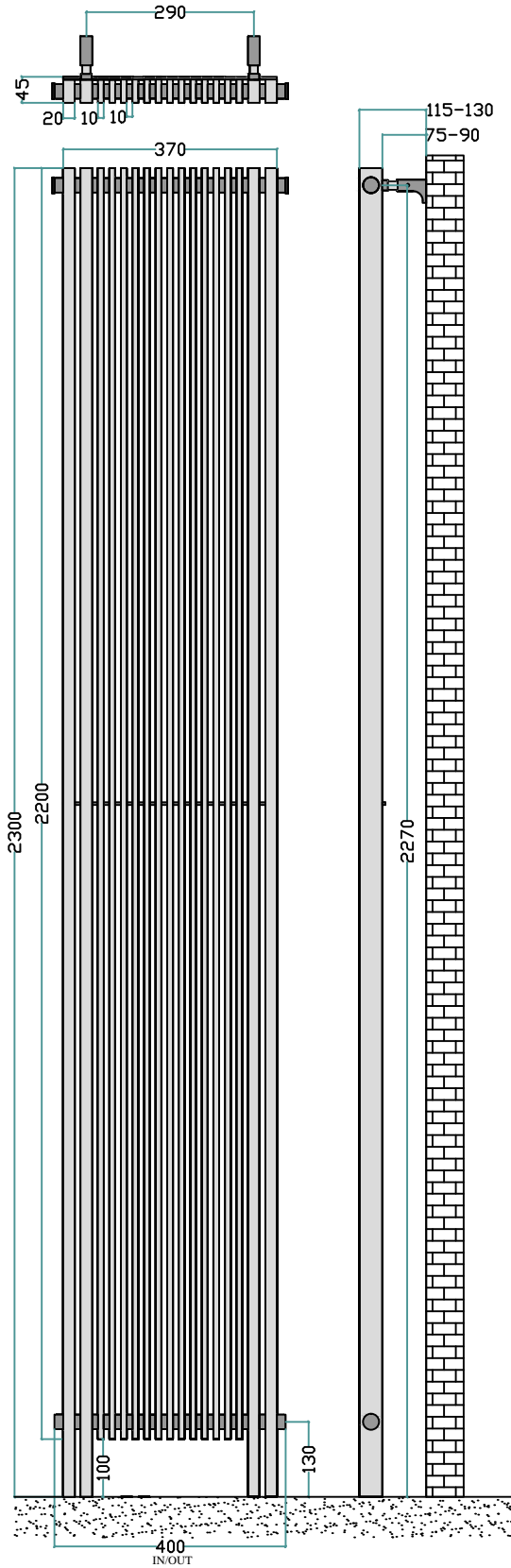
KORLE	Watt	BTU	Watt	BTU
	$\Delta 50^{\circ}\text{C}$	$\Delta 50^{\circ}\text{C}$	$\Delta 60^{\circ}\text{C}$	$\Delta 60^{\circ}\text{C}$
Cadence 200M40	4446	15171	5622	19184



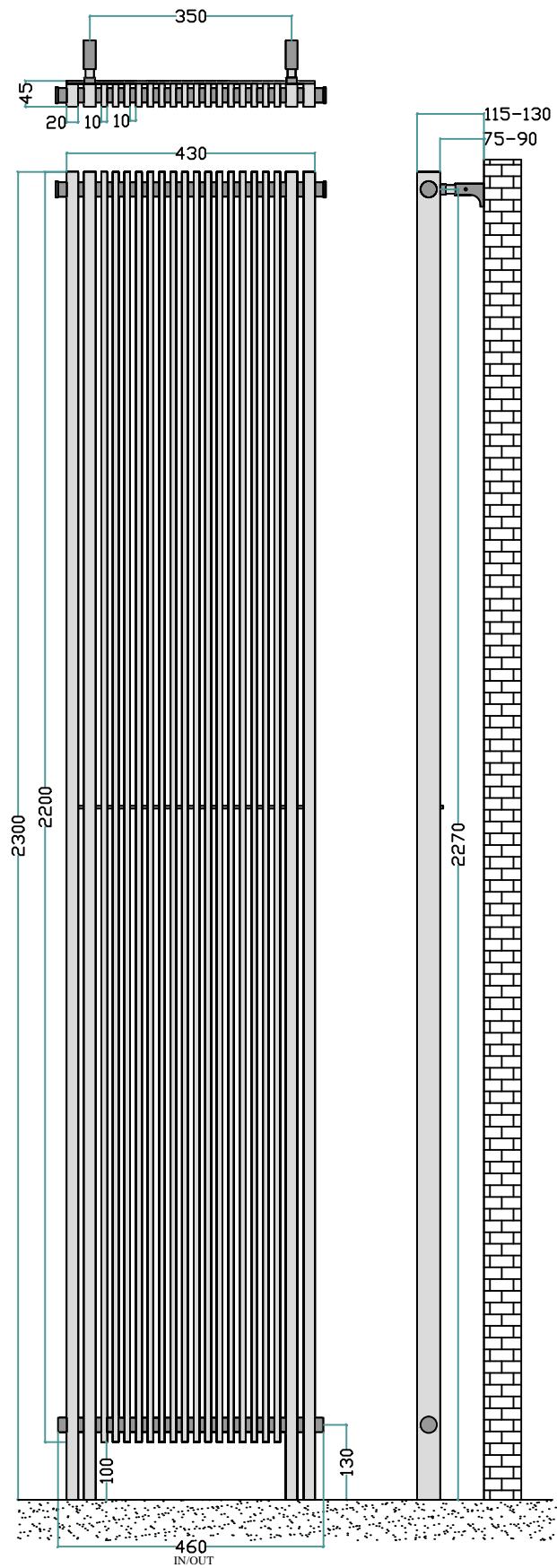
KORLE	Watt	BTU	Watt	BTU
	$\Delta 50^{\circ}\text{C}$	$\Delta 50^{\circ}\text{C}$	$\Delta 60^{\circ}\text{C}$	$\Delta 60^{\circ}\text{C}$
Cadence 230M10	1382	4715	1747	5962



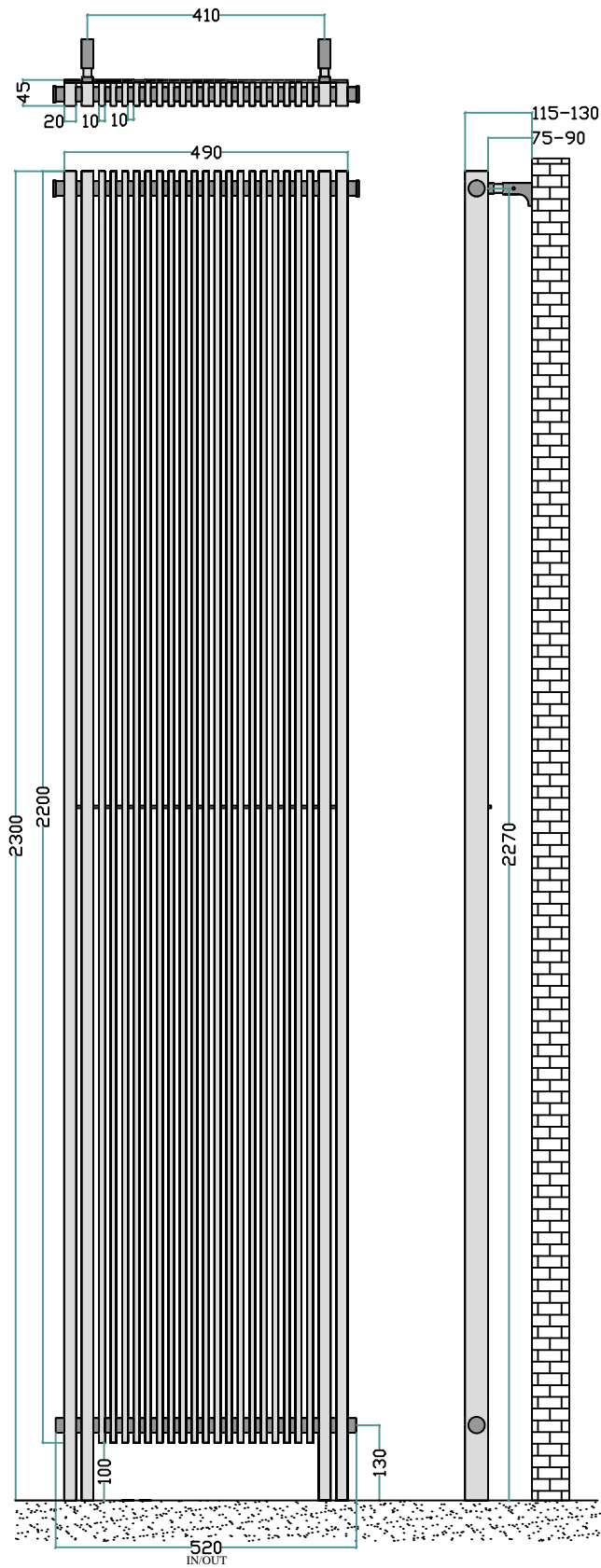
KORLE	Watt	BTU	Watt	BTU
	Δ 50°C	Δ 50°C	Δ 60°C	Δ 60°C
Cadence 230M13	1758	5998	2223	7585



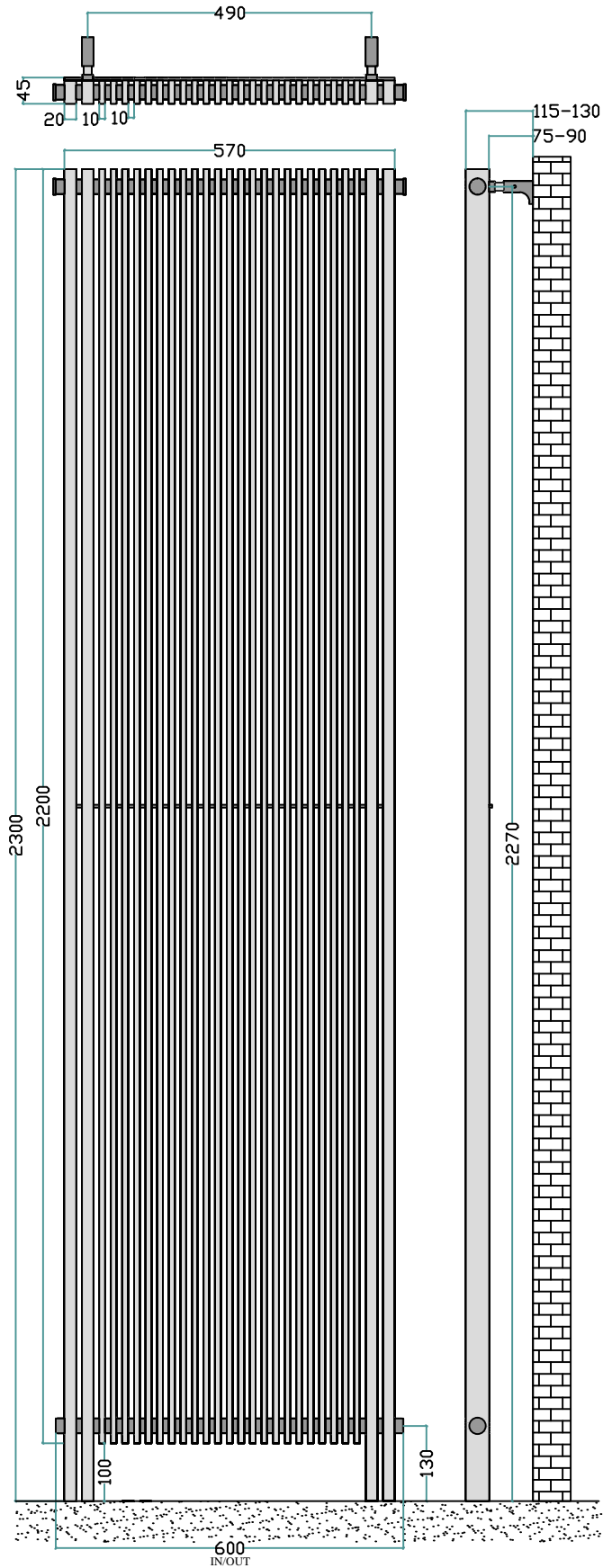
KORLE	Watt	BTU	Watt	BTU
	$\Delta 50^{\circ}\text{C}$	$\Delta 50^{\circ}\text{C}$	$\Delta 60^{\circ}\text{C}$	$\Delta 60^{\circ}\text{C}$
Cadence 230M17	2259	7710	2857	9749




KORLE	Watt	BTU	Watt	BTU
	$\Delta 50^{\circ}\text{C}$	$\Delta 50^{\circ}\text{C}$	$\Delta 60^{\circ}\text{C}$	$\Delta 60^{\circ}\text{C}$
Cadence 230M20	2636	8994	3333	11373




KORLE	Watt	BTU	Watt	BTU
	$\Delta 50^{\circ}\text{C}$	$\Delta 50^{\circ}\text{C}$	$\Delta 60^{\circ}\text{C}$	$\Delta 60^{\circ}\text{C}$
Cadence 230M23	3012	10277	3809	12996




KORLE	Watt	BTU	Watt	BTU
	$\Delta 50^{\circ}\text{C}$	$\Delta 50^{\circ}\text{C}$	$\Delta 60^{\circ}\text{C}$	$\Delta 60^{\circ}\text{C}$
Cadence 230M27	3513	11989	4443	15160



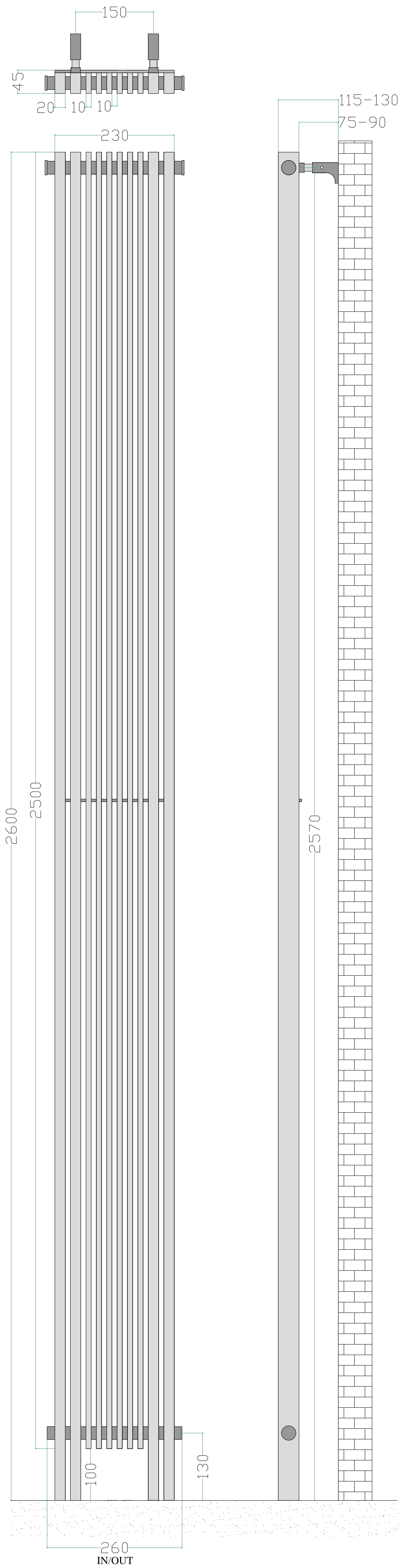
KORLE	Watt	BTU	Watt	BTU
	$\Delta 50^{\circ}\text{C}$	$\Delta 50^{\circ}\text{C}$	$\Delta 60^{\circ}\text{C}$	$\Delta 60^{\circ}\text{C}$
Cadence 230M30	3890	13273	4919	16783



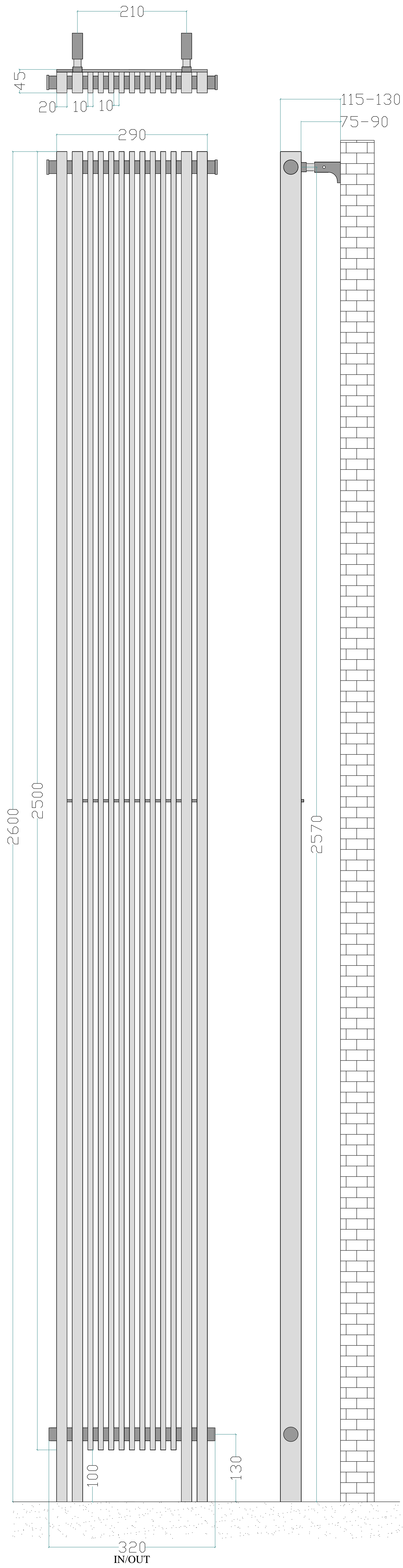
KORLE	Watt	BTU	Watt	BTU
	$\Delta 50^{\circ}\text{C}$	$\Delta 50^{\circ}\text{C}$	$\Delta 60^{\circ}\text{C}$	$\Delta 60^{\circ}\text{C}$
Cadence 230M36	4642	15840	5870	20030



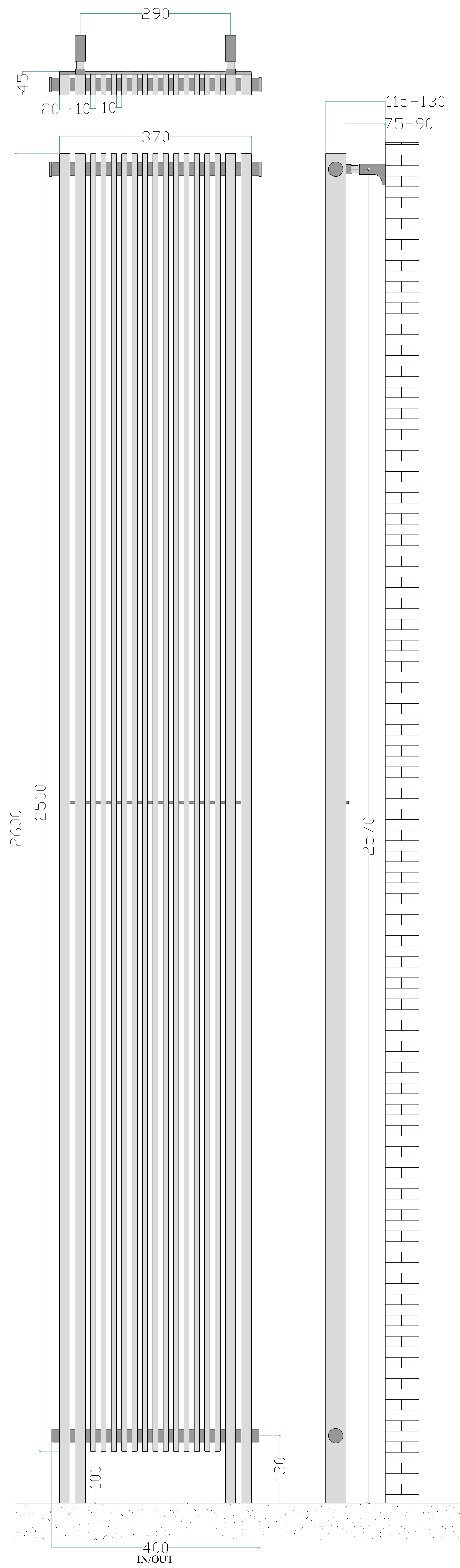
KORLE	Watt	BTU	Watt	BTU
	$\Delta 50^{\circ}\text{C}$	$\Delta 50^{\circ}\text{C}$	$\Delta 60^{\circ}\text{C}$	$\Delta 60^{\circ}\text{C}$
Cadence 230M40	5144	17552	6504	22194



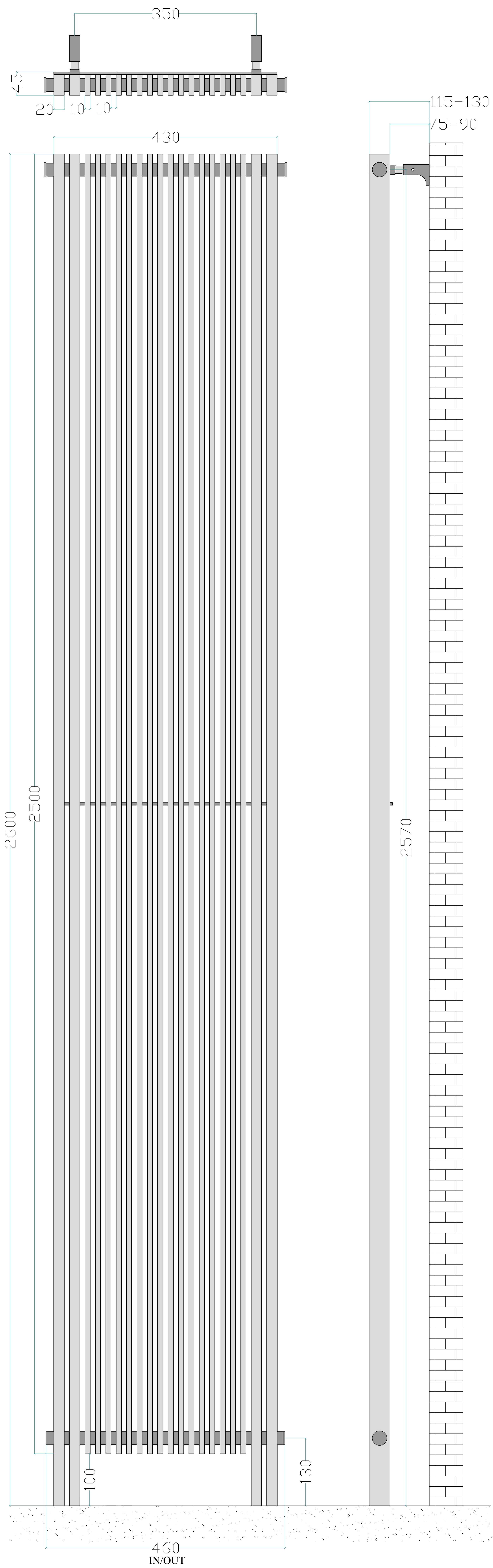
Cadence 260M10




Cadence 260M13




Cadence 260M17




Cadence 260M20




Cadence 260M27



Cadence 260M30



Cadence 260M36



Cadence 260M40