



2005 PRODUCT GUIDE



## About WTB

Wilderness Trail Bikes is an independent company based in Marin County, California that is owned and operated by people who live and breathe bikes. Our passion translates into innovative, performance products that enhance your cycling experience. We test our products every day, from commuter to trail. Applying experience in the saddle to our progressive design and engineering approach means WTB product is built to take you where you want to go.

WTB was there when mountain biking was born on the hillsides of Mount Tamalpais. The company got its start as a component supplier for one-off custom-made mountain bikes in the early '80's. Early products were designed for greater longevity under adverse conditions with the idea that no use was too tough. Top quality aircraft alloys were employed and our local CNC machinist friends were put to task fabricating our original product designs. Quantities were small and demand was high for WTB parts that revolutionized technology and the industry status quo.

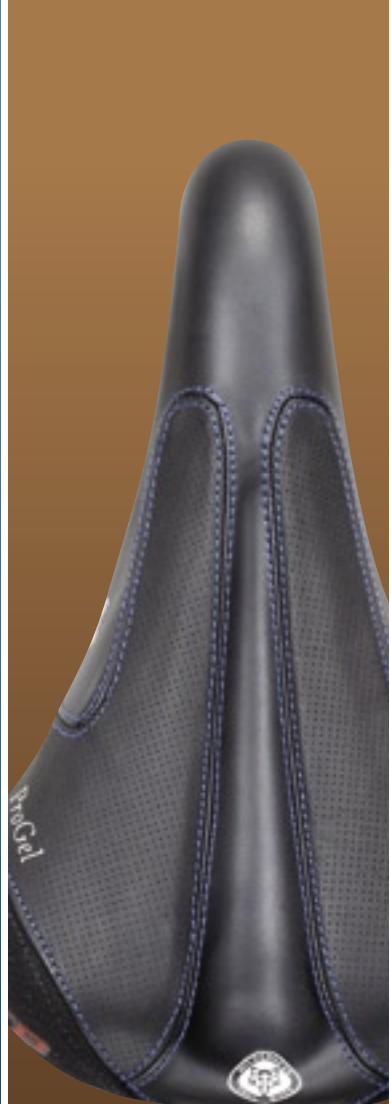
As WTB pioneered product developments, larger companies noticed. Licensed designs from WTB were produced by other bicycle companies, and WTB's reputation for quality, durable bicycle products continued to grow.

The early days of NORBA racing proved to be the ultimate testing ground for our products. Our race team was co-sponsored by SunTour, Specialized, Trek, Shimano and TruTemper at various times, with our riders consistently posting top ten finishes. Then, and now, the sports elite demand WTB products for top performance and results.

Nowadays, WTB team riders are supported by leading brands like Santa Cruz, Clif Bar, Fox Shox, Kaenon Glasses, Hayes Brakes, Rock Shox and MTBR.com. Our racers include stars like Joel Panozzo (Top World Cup and National DH ripper), Mark Weir (Multi-talented Top NORBA, UCI, and UCSF athlete), and Curtis Keene (Top American Pro DH phenom.) See [www.wtbracing.com](http://www.wtbracing.com) for the latest information on all of our talented riders.

Each season, WTB pushes product design and functionality to a new level, focusing on solutions that address and define rapidly changing industry trends. As the bicycle industry continues to evolve, we have expanded our product line beyond our mountain core to include a range of road, comfort and hybrid components that integrate WTB's heritage and vision with performance and value.

WTB has provided award-winning product for over 20 years, and we look forward to many more years of product innovation, performance and value geared for every type of rider. From the base of the mountain that continues to inspire us, to the top of Whistler; breaking away from the peloton or cruising to the coffee shop, WTB product makes it a better ride.




TIRES	3 - 10
SADDLES	11 - 18
COMPONENTS	
MERCHANDISE	
ADVOACACY	27 - 28
PEOPLE	29
PARTNERS	30





## Tires

For over 20 years WTB tires have earned a reputation for exceptional performance and control. WTB continues to produce tires that excel in real-world conditions. From the aggressive tread patterns of the Wolf Series to the all-new Solano road tire, the WTB logo ensures a high level of quality and craftsmanship in every tire. Regardless of your riding style or skill level, a pair of WTB tires will enhance your ride.



**MARK WEIR**  
WTB Pro Racer



MOUNTAIN



HYBRID



ROAD



COMFORT

## Technology

### Inner Peace

Our proprietary Inner Peace sidewall reinforcement acts like body armor for your tires. The benefits include: reduced sidewall flex, improved handling at low air pressures, improved protection from damage caused by trail hazards and dramatically reduced pinch flats. Found on all Team FR and DH tires.

### Super Duty DH Casing

Featuring a performance-enhancing blend of WTB tire technologies, our Super Duty DH casing is prepared for the abuse of extreme riding. The beefy multi-ply casing resists cuts while shrugging off trail impacts. A puncture resistant ply under the tread, combined with our Inner Peace sidewall reinforcement, further protects the tire from damage. Found on all Team DH tires.

### DNA Rubber Compound

Our fast rolling, high traction 60a rubber compound specially formulated for performance riding in a variety of conditions. Found on all Race, UST & Steel DNA level tires.

### Dual DNA "50/60" Rubber Compound

Designed for competition use, our Dual DNA compound delivers the best of all worlds. The 60a durometer center tread is fast rolling yet provides the necessary grip for precise steering and braking control. The dense, slow rebound 50a durometer outer tread grabs the trail for exceptional grip in nasty conditions, increasing control and confidence while riding at the limit. Found on WeirWolf Team DH, Team FR and Team XC tires.

### DNA 40 High Grip Rubber Compound

This all-new compound features a special, slow rebound rubber that conforms to trail elements for maximum grip. Designed to tame angry trails, 40a High Grip rubber provides unmatched performance in wet, technical conditions allowing you to charge through the chunkiest of terrain with ease. Found exclusively on Timberwolf Team FR & DH tires.

### WTB Speed Shield

This densely woven nylon belt, sandwiched between the tread and casing, reduces punctures and adds significantly better rolling attributes. Found on the Solano tires.

### UST Tubeless

Designed to meet the UST/ETRTO standard, WTB UST tires feature a folding bead with exceptional air retention qualities, our special tubeless casing and performance DNA rubber compound.

## Levels

### Team DH

Tires for DH racing and extreme trail use. These tires showcase our *Inner Peace*, *Super Duty*, *DNA 40* and *Dual DNA* technologies.

### Team FR

High performance, all mountain tires designed for rough, technical trails. *Dual DNA*, *DNA 40* compounding and *Inner Peace* sidewalls are combined with durable 60tpi casings and a folding bead to create a reliable tire for epic backcountry rides.

### Steel DNA

Performance 29" tires featuring our *DNA rubber compound*—a 60tpi casing and durable wire beads.

### UST

Designed to meet the UST/ETRTO standard, our tubeless tires are designed for performance. A durable UST casing, precision folding bead and *DNA rubber compound* make WTB *UST* tires the go-to choice when you want a reliable tubeless tire.

### Team (Road)

Lightweight performance road tires featuring our Dual DNA rubber compound, Aramid bead, 120 tpi & a WTB Speed Shield.

### Race

Lightweight performance tires for all mountain use. Featuring *DNA rubber*, a lightweight folding bead and our lightweight 60tpi casing.

### Tour

Inspired by the wanderlust in all of us, WTB Tour tires beg to be pointed at the horizon. Featuring a special puncture-resistant belt under the tread, these tires crave adventure.

### Comp

With a proven all-conditions rubber compound and durable wire bead, WTB Comp tires deliver confidence and control at a budget price.



## Timberwolf

Featuring a self-cleaning, ultra-aggressive tread pattern, the Timberwolf tires are a great choice for taming angry trails. The Timberwolf provides your bike with more than enough confidence needed to go bigger and faster.



### 2.3

CASING:	52MM	FOOTPRINT:	62MM
TEAM FR (DNA40)	1030g	RACE	810g



- Technical all-mountain & DH riding
- Great traction & control in wet and dry, loose soil
- A medium-spaced, square center tread for fast grip
- Densely packed outer knobs for smooth leans in turns

### 2.5

CASING:	55MM	FOOTPRINT:	65MM
TEAM DH (DNA40)	1665g	RACE	854g



- Extreme FR and DH racing (check fork & frame for clearance)
- Excels in big and loose terrain, whether muddy or sandy
- A medium-spaced, square center tread for fast grip
- Densely packed outer knobs for smooth leans in turns

### 2.7

CASING:	58MM	FOOTPRINT:	68MM
TEAM DH (DNA40)	1780g	RACE	920g



- Hardcore extreme FR and DH riding (check fork & frame for clearance)
- Wet or dry, rocky or soft
- Largely spaced center blocks with big outer knobs provides great soil-channeling
- Attributes and stability in loose terrain



## VelociRaptor

The original free-country tire is proof that a great design is timeless. Large, directional treads dig deep and provide loads of climbing and cornering traction for instinctive handling in nearly all conditions.



### 2.1 Front

CASING:	47MM	FOOTPRINT:	52MM
RACE	700g	COMP	795g



- High-end recreational and competition riding
- Performs best in medium to rough conditions
- Round profile with aggressive outside knob for stable cornering

### 2.1 Rear

CASING:	47MM	FOOTPRINT:	52MM
RACE	675g	COMP	770g



- Ideal for riders seeking a great rear specific tire
- Designed to be paired with the V-raptor front tire
- Distinctive center chevron paddles for tractor-like climbing and stable cornering



## WeirWolf

The WeirWolf line was born under the direction of pro racer and WTB product developer, Mark Weir. Whether you're on a XC, DH bike or simply looking for a tire that does it all and does it all well, then look no further—the WeirWolf tires are for you.



### 2.1



CASING:	49MM	FOOTPRINT:	54MM
UST	785g	RACE	640g
		COMP	730g



- XC riding and racing
- Aggressive handling in all terrain types and conditions
- Claw-like central knobs & progressive, staggered outside knobs provide excellent handling

### 2.3

CASING:	52MM	FOOTPRINT:	58MM
TEAM FR (DUAL DNA)	860g	RACE	710g




- The ultimate all-mountain tire
- Excels in soft, loose and wet conditions
- A ramped central tread, staggered outside knobs and large transitional openings for maximum soil clearance

### 2.5

CASING:	55MM	FOOTPRINT:	62MM
TEAM DH (DUAL DNA)	1390g	RACE	760g



- Excels on steep Freeride & DH trail riding
- Any condition—bring it on!
- Square profile for deep bite in turns
- Claw-like central knobs & progressive staggered outside knobs provide maximum traction



## Moto Raptor

Moto Raptors are the ideal all-mountain tire, featuring 'exoskeletons' that link together the knob bases for additional support and further fortifying the casing. A great choice for rides with varying terrain.



### 2.14

CASING:	49MM	FOOTPRINT:	52MM
RACE	615g	COMP	710g



- XC to all-mountain riding
- Handles well in firm & tacky to soft & loose conditions
- A medium to square shape provides a stable, flat footprint
- Narrow, piercing tread blocks with good spacing for soil clearance, and climbing

### 2.24

CASING:	52MM	FOOTPRINT:	54MM
RACE	625g	COMP	710g



- The 2.24 was designed for play in rough conditions
- Performs best in wet conditions and hardpack
- A square profile provides a stable, flat footprint
- Deep, thin tread blocks with good spacing provide solid soil clearance and traction

### 2.4

CASING:	55MM	FOOTPRINT:	60MM
RACE	840g	COMP	940g



- With the 2.4, you can ride everywhere from singletrack to skate parks
- An excellent loose and dry condition tire
- A round profile, with slightly raised outside knobs allow better contact in loose conditions





## ExiWolf

If you are looking for a tire that combines speed AND control in any XC conditions, then the ExiWolf is for you. The spiky knobs excel in loose conditions and provide the confidence to ride where other riders walk.

1.95

CASING:	47MM	FOOTPRINT:	50MM
RACE	520g		




- Excellent tire for XC racing and general trail riding
- Excels in hardpack, but can handle loose and wet conditions
- A rounded profile provide a fast roll
- Middle tread with square-edged outer knobs provide stable cornering

2.1

CASING:	52MM	FOOTPRINT:	56MM
RACE	640g		



- XC racing and general trail riding
- Can be used in the front or rear
- excels in hardpack, but can handle loose and wet conditions
- A rounded profile and ramped middle tread with square-edged outer knobs provide a fast roll and stable cornering



## Mutano Raptor

By splicing the three great treads of the Nano, Moto, and VelociRaptor tires, the Mutano's have a blazing fast center tread coupled with penetrating outside knobs to create a fast, hard-gripping mountain tire that has evolved to become the most versatile trail tire we offer.

2.24

CASING:	52MM	FOOTPRINT:	54MM
RACE	810g		



- Perfect for XC and all-mountain riding
- Can be used as a front or rear tire
- A square profile with a fast-rolling central tread and massive outside knobs for stability and bite in dry conditions

2.4

CASING:	55MM	FOOTPRINT:	55MM
RACE	595g		



- All-mountain tire with a light XC weight.
- Excels in dry terrain & conditions
- Round profile with a mid-height center tread and a slight kick on the outside knobs



## Nano Raptor 2.1

The Nano Raptor's central tread the backbone of this tire, allowing it to roll as fast as a slick, while the outside knobs provide a firm grip in the corners and positive traction in dirt.



CASING:	52MM	FOOTPRINT:	47MM
RACE	520g		

- All-around tire for XC racing, trail riding, and urban assault
- Workhorse tread that loves hardpack, semi-loose dirt and gravel
- Round profile for a fast-roll
- Outer knobs provide good traction in the corners

## Cross Wolf 700 x 32c

New for 2005, the Cross Wolf couples a fast center tread with a knobby outer footprint, to create a cyclocross racing tire that is geared for dry and soggy conditions.



CASING:	32MM	FOOTPRINT:	30MM
RACE	370g		

- High-end 'cross racing and riding
- Designed for soft, loose and muddy terrain
- Open pattern to channel and shed dirt and mud
- Low-profile center knobs provide a fast roll

## Interwolf 700 x 38c

A high-performance 700c hybrid tread designed for spirited riding on and off-road. The Interwolf is ready for your commute or next touring adventure.



CASING:	38MM	FOOTPRINT:	38MM
COMP	450g		

- Trekking, hybrid, and even 29" bikes
- Handles hardpack dirt, gravel and concrete with ease
- Round profile for firm contact at speed
- Center tread and outside knobs provide traction for climbing and quick turns

## 29 Inch Tires

WTB continues to lead the charge in the 29-inch evolution. In 2005, we offer three of our most popular tread patterns in a 29" size. Now you can enjoy the same great technology of your 26" WTB tires on your 29" bike!

### Moto Raptor 2.1 29"

CASING:	49mm	FOOTPRINT:	52mm
TEAM XC	695g		



- XC and all-mountain riders using 29" wheels
- Excels in wet and dry conditions
- Blocky, well-spread outer knobs for good handling and braking



### Nano Raptor 2.1 29"

CASING:	52mm	FOOTPRINT:	47mm
RACE	710g		



- 29er for ultra-fast riding and city use
- An excellent rear tire with a more aggressive front tread
- Round profile with dense central blocks make this a great speed tire on hardpack




### ExiWolf 2.3 29"

CASING:	55mm	FOOTPRINT:	50mm
TEAM XC	845g		



- Large air-volume 29" tire, great for XC and general trail riding
- Handles the loose and wet conditions with ease
- Rounded profile with good outside knobs for stable cornering



## Slickasaurus

Utilizing deep siping outer grooves for ultimate control in wet conditions and a smooth middle compound provides for a fast-rolling surface to grip any city street or bike path, the Slickasaurus is the ultimate commuter or urban riding tire.

### 1.5

CASING:	38mm	FOOTPRINT:	32mm
COMP	520g		



- Commuting, comfort, and bike path riding
- Created to handle wet and dry bike path and cement
- Very round profile, with supported shoulders and outer sipes to channel water away from smoother central band



### 700 x 37c

CASING:	37mm	FOOTPRINT:	32mm
TOUR	540g		



- Slightly more narrow than the 700 x 35c
- Commuting, comfort, and bike path riding
- Very round profile, with supported shoulders and outer sipes to channel water away from smoother central band



### 700 x 35c

CASING:	35mm	FOOTPRINT:	32mm
TOUR	515g		



- 26" trekking, comfort, and bike path riding
- Ideal for bike path and urban riding
- Very round profile, with supported shoulders and outer sipes to channel water away from smoother central band



## All Terrinasaurus

Comfortable enough to take on a touring adventure and stable enough to take off-road, the All Terrinasaurus is a durable workhorse that can handle any terrain. WTB offers this go-anywhere tire for both 26" and 700c size wheels.

### 700 x 38c

CASING:	37mm	FOOTPRINT:	35mm
TOUR	535g		



- Comfort, commuting, bike paths and roads
- Round profile for positive cement contact
- Dense, linked tread with independent outside knobs for dirt adhesion



### 700 x 35c

CASING:	37mm	FOOTPRINT:	35mm
TOUR	535g		



- Comfort, commuting, bike paths and roads
- Round profile for positive cement contact
- Dense, linked tread with independent outside knobs for dirt adhesion



### 700 x 32c

CASING:	32mm	FOOTPRINT:	30mm
COMP	420g		



- Slightly narrower than the 700 x 38c
- Trekking, hybrid, and even 29" bikes
- Excels on dry hardpack trails and cement
- Dense, linked tread with independent outside knobs for dirt adhesion



### 1.95

CASING:	47mm	FOOTPRINT:	47mm
COMP	655g		



- Same great tread pattern in a thin, 26" size
- Trekking or hybrid riding
- Excels on dry hardpack trails and cement
- Dense, linked tread with independent outside knobs for dirt adhesion



## Solano 700 x 23c

Utilizing our road-tuned Dual DNA compound, Speed Shield and a 120 tpi casing, the Solano rolls extremely fast and grips well in corners. If you're looking for a high-end road tire, the Solano tire will exceed your expectations.

CASING:	23mm	FOOTPRINT:	20mm
RACE	210g	COLORS:	BLK & GRAY   BLK   RED

- Great road racing and training tire
- Road-tuned Dual DNA & Aramid bead for a fast roll
- 120tpi casing and nylon Speed Shield for fast roll and puncture resistance



## Camino Alto 700 x 23c

These popular tires are essential for any rider who is looking for a durable road tire that lasts for miles on end. Using a road-tuned Dual DNA rubber compound and high-pressure casing, the Camino Alto is always ready to ride.

CASING:	23mm	FOOTPRINT:	20mm
TEAM	195g   215g	COLORS:	BLK   BLK & GRAY

- Training and adventure road rides
- Road-tuned Dual DNA rubber compound
- Small side sipes to channel water away from contact patch





# Saddles

Since the introduction of the legendary SST, WTB has earned a reputation for making high-quality saddles. In addition to exceptional comfort, all WTB saddles provide a variety of performance enhancing features that set us apart from the competition. With models for all styles of riding and budgets, we encourage you to treat yourself to fruits of our 22 years of cycling experience.

**RICHE SCHLEY**  
WTB Team Rider



## Technology

- 1**

**Love Channel™**  
Our proprietary, anatomic groove designed to reduce the discomfort and numbness caused by saddle pressure without compromising the function of the saddle.
- 2**

**DNA Padding**  
Specially tuned for proper support and conformity, this lightweight padding dramatically reduces the weight of our high-end models.
- 3**

**ProGel**  
Placed directly below the ischial bones, our ProGel padding effectively reduces saddle pressure and vibration while providing a plush, supportive platform for long rides.
- 4**

**Flex-tuned Shell**  
Shell designed for lightweight and support, our reinforced nylon hardshell is the choice for performance riding.
- 5**


**Soft-Shell**  
Featuring a rigid nylon frame for support, this dual-density shell significantly reduces fatigue from trail impacts and vibrations. Ideal for bikes with reduced saddle heights.
- 6**

**Comfort Zone**  
Found beneath the nose of all WTB saddles, the Comfort Zone cutout reduces pressure and increases comfort.

## Levels

- PSL**  
Ultra-premium saddle in limited quantities.
- Stealth**  
Top of the line, premium saddles for the discerning rider
- Team**  
Designed for maximum performance and function
- ProGel**  
Performance saddles featuring our comfortable ProGel padding
- Race**  
Performance oriented features and materials
- Comp**  
Quality materials and designs
- Sport**  
Our best designs offered at budget prices

## Saddle Width: Narrow to Wide



## Shadow V PSL

PADDING:	<b>SUPERLIGHT DNA</b>	COVER:	<b>LEATHER</b>
DIMENSIONS:	<b>130mm x 272mm</b>	WEIGHT:	<b>170g</b>
RAILS:	<b>MAGNESIUM</b>		

- Superlight, low height DNA padding
- Genuine top-shelf leather for feel and breathability
- Black leather with "Limited Edition" patch on rear

## Shadow V Stealth

PADDING:	<b>EXTRALIGHT DNA</b>	COVER:	<b>LEATHER/KEVLAR</b>
DIMENSIONS:	<b>130mm x 272mm</b>	WEIGHT:	<b>195g</b>
RAILS:	<b>TITANIUM</b>		

- Super light low height DNA padding
- Genuine top-shelf leather for feel and breathability
- Silver leather with black abrasion resistant corners

## Shadow V Team

PADDING:	<b>DNA</b>	COVER:	<b>SYNTHETIC/KEVLAR</b>
DIMENSIONS:	<b>130mm x 272mm</b>	WEIGHT:	<b>203g</b>
RAILS:	<b>TITANIUM</b>		

- Abrasion resistant corners with durable link stitching
- Lightweight, yet tall height DNA padding
- Plush black synthetic leather—breathes and wears like leather

## Pure V

Crafted to fit the natural contours of the body, the Pure V delivers support, ergonomics, and function unlike any other. Featuring the traditional WTB drop nose, relieving Love Channel and Comfort Zone features and our Whale-Tail pedaling platform, the Pure V is the ultimate body-tuned saddle.

## Pure V Stealth

PADDING:	<b>DNA</b>	COVER:	<b>LEATHER/KEVLAR</b>
DIMENSIONS:	<b>150mm x 277mm</b>	WEIGHT:	<b>240g</b>
RAILS:	<b>TITANIUM</b>		

- Special embroidered corners and nose, drop nose, nylon stitching
- Lightweight DNA padding with Whale-Tail pedaling platform
- White genuine leather with silver accent panels and tough Kevlar corners



## Pure V Team

PADDING:	<b>DNA</b>	COVER:	<b>LEATHER/BLK DIAMOND</b>
DIMENSIONS:	<b>150mm x 277mm</b>	WEIGHT:	<b>240g</b>
RAILS:	<b>TITANIUM</b>		

- Special embroidered corners and nose, drop nose, nylon stitching
- Lightweight DNA padding with Whale-Tail pedaling platform
- Plush and sleek black leather/synthetic with abrasion resistant corners



## Pure V Race

PADDING:	<b>STANDARD</b>	COVER:	<b>SYNTHETIC/BLK DIAMOND</b>
DIMENSIONS:	<b>150mm x 277mm</b>	WEIGHT:	<b>355g</b>
RAILS:	<b>HOLLOW CROMOLY</b>		

- Special embroidered corners and nose, drop nose, nylon stitching
- High padding with Whale-Tail pedaling platform
- Black synthetic leather w/chrome accent panels & Black Diamond corners



## Rocket V Stealth

PADDING:	<b>DNA</b>	COVER:	<b>LEATHER/3M or KEVLAR</b>
DIMENSIONS:	<b>150mm x 277mm</b>	WEIGHT:	<b>215g</b>
RAILS:	<b>TITANIUM</b>	COLORS:	<b>SILVER   BLACK</b>

- Embroidered details and a cover with durable nylon stitching
- Lightweight DNA padding with a low rear Whale-Tail platform
- Genuine perforated leather with 3M reflective corners

## Rocket V Team

PADDING:	<b>DNA</b>	COVER:	<b>LEATHER/KEVLAR</b>
DIMENSIONS:	<b>150mm x 277mm</b>	WEIGHT:	<b>240g</b>
RAILS:	<b>TITANIUM</b>		

- Leather cover with nylon stitching
- Lightweight DNA padding with low rear Whale-Tail platform
- New smooth full genuine black leather with Kevlar corners

## Rocket V Race

PADDING:	<b>STANDARD</b>	COVER:	<b>SYNTHETIC/BLK DIAMOND</b>
DIMENSIONS:	<b>150mm x 277mm</b>	WEIGHT:	<b>355g</b>
RAILS:	<b>HOLLOW CROMOLY</b>		

- Embroidered cover with grey stitching (not shown)
- Standard padding with very low rear Whale-Tail platform
- Black synthetic leather with durable Black Diamond corners

## Laser V

The popular Laser V is 100% geared for performance. Its tried-and-true shape, featuring radius edges and trademark drop nose encourages seated climbs and aggressive descending. The shell provides all-day support and remarkable comfort, while the cool profile will enhance the look of any bike. The laser V is the saddle of choice for freerider Richie Schley.

## Laser V Stealth

PADDING:	<b>DNA</b>	COVER:	<b>LEATHER/KEVLAR</b>
DIMENSIONS:	<b>147mm x 269mm</b>	WEIGHT:	<b>235g</b>
RAILS:	<b>TITANIUM</b>		

- Kevlar corners with embroidered nylon stitching for durability
- Well rounded, lightweight DNA padding
- Genuine & perforated black leather seating area w/carbon Love Channel



## Laser V Team DH

PADDING:	<b>DNA, SOFT SHELL</b>	COVER:	<b>BLK DIAMOND/KEVLAR</b>
DIMENSIONS:	<b>147mm x 269mm</b>	WEIGHT:	<b>265g</b>
RAILS:	<b>TITANIUM W/LONG ADJUSTMENT RANGE</b>		

- Lightweight, low and broad DNA padding
- Bombproof Black Diamond cover with abrasion resistant sides
- Pillow-like Soft Shell with Comfort Zone



## Laser V Team

PADDING:	<b>DNA, SOFT SHELL</b>	COVER:	<b>SYNTHETIC/BLK DIAMOND</b>
DIMENSIONS:	<b>147mm x 269mm</b>	WEIGHT:	<b>265g</b>
RAILS:	<b>TITANIUM W/LONG ADJUSTMENT RANGE</b>		

- Lightweight, low and broad DNA padding
- Genuine black leather with synthetic and perforated Love Channel
- Pillow-like Soft Shell with Comfort Zone





## Speed V

The original "V" saddle is a great upgrade for any bike. The Speed V is still the best fit for any bike adventure. With a wide rear platform and a streamlined cut for maneuverability, the Speed V blends performance, comfort and style to create a saddle masterpiece.

### Speed V Race

PADDING:	HIGH, SOFT SHELL	COVER:	SYNTHETIC
DIMENSIONS:	147mm x 269mm	WEIGHT:	355g
RAILS:	HOLLOW CHROMOLY		

- Lightweight, broad standard padding
- Plush black synthetic with perforated Love Channel
- Pillow-like Soft Shell with Comfort Zone



### Speed V Comp

PADDING:	HIGH, SOFT SHELL	COVER:	VINYL
DIMENSIONS:	147mm x 269mm	WEIGHT:	400g
RAILS:	SATIN STEEL		

- Flat, high padding works well with elastomer base
- Black synthetic with gray vinyl—great for comfortable wear and feel
- Pillow-like Soft Shell with Comfort Zone



### Speed V Sport

PADDING:	EXTRA HIGH	COVER:	VINYL/BLK DIAMOND
DIMENSIONS:	147mm x 269mm	WEIGHT:	410g
RAILS:	SATIN STEEL		

- High, flat, wide and supportive comfort padding
- Durable and weather resistant vinyl with Black Diamond corners
- Flex tuned hardshell with Comfort Zone



## Power V

The Power V, with a larger cradle for lower riding positions, a low, rear profile and unique rear Comfort Zone relief provides great dispersion of ischial pressure and maximum tire clearance. The official saddle of the Whistler Mountain Bike Park.

### Power V Race

PADDING:	STANDARD	COVER:	BLACK DIAMOND
DIMENSIONS:	152mm x 307mm	WEIGHT:	435g
RAILS:	OVERSIZED 8mm CHROMOLY		

- Flat platform with a low profile; enables a lower saddle on DH bikes
- Bombproof Black Diamond cover with Platinum panels and abrasion resistant corners



### Power V Comp

PADDING:	STANDARD	COVER:	SYNTHETIC
DIMENSIONS:	152mm x 307mm	WEIGHT:	475g
RAILS:	OVERSIZED 8mm CHROMOLY		

- Broad, embroidered nose
- Wide rear platform padding with a low profile
- Synthetic material with Black Diamond corners



## Speed She

The female-specific Speed She line of saddles is one of the best selling families we offer—and for good reason. A shorter nose, with well radiused corners allow women more freedom of movement and new internal stitching means no bulky seams. WTB's award winning Love Channel and Comfort Zone provide relief for miles.

### Speed She Team

PADDING:	DNA	COVER:	LEATHER/SYNTHETIC
DIMENSIONS:	150mm x 246mm	WEIGHT:	230g
RAILS:	TITANIUM		

- Internal nylon stitching, with high-comfort DNA padding
- Classy black synthetic and leather mix
- Anatomical, flex tuned hardshell with Comfort Zone



### Speed She Race

PADDING:	STANDARD	COVER:	PSUEDE/SYNTHETIC
DIMENSIONS:	150mm x 246mm	WEIGHT:	325g
RAILS:	HOLLOW CHROMOLY		

- Internal nylon stitching and high padding for added comfort
- Black soft psuede and platinum synthetic mix



### Speed She Comp

PADDING:	HIGH	COVER:	VINYL
DIMENSIONS:	150mm x 246mm	WEIGHT:	360g
RAILS:	SATIN STEEL		

- Internal nylon stitching and high-comfort padding
- Durable synthetic black with grey accent panels



## Street Smart

A new category for WTB in 2005, the Street Smart line was created with road touring in mind. These "smart" saddles combine protective features like 3M reflective material and Black Diamond rear ends with maximum comfort.

### Street Smart

PADDING:	DNA	COVER:	SYNTHETIC / 3M
DIMENSIONS:	135mm x 264mm	WEIGHT:	185g
RAILS:	NiCro TUBULAR		

- Well-rounded edges, sleek lines and a silky smooth cover
- Wuper low, extra light DNA padding
- All-weather black synthetic, 3M reflective and Black Diamond abrasion resistant rear end



### Street Smart SL

PADDING:	HIGH DNA	COVER:	SYNTHETIC / 3M
DIMENSIONS:	145mm x 269mm	WEIGHT:	295g
RAILS:	NiCro TUBULAR		

- Well rounded edges, sleek lines, and silky smooth cover
- High, dense comfort padding
- All-weather black synthetic, 3M reflective and Black Diamond abrasion resistant rear end



## Comfort V

The Comfort series underwent a redesign that produced numerous enhancements for 2005. Both models now feature softer bases and internal stitch seams for a comfortable feel. Although designed for health and recreational riders, these saddles are known to adapt well to all types of bikes.

### Comfort V Comp

PADDING:	EXTRA HIGH, SOFT SHELL	COVER:	SYNTHETIC
DIMENSIONS:	177MM x 262MM	WEIGHT:	635g
RAILS:	SATIN STEEL WITH ELASTOMER SPRINGS		

- Soft yet supportive cushion for going the distance
- Plush, black synthetic leather
- Pillow-like Soft Shell with Comfort Zone



### Comfort V Sport

PADDING:	EXTRA HIGH	COVER:	SYNTHETIC
DIMENSIONS:	170MM x 262MM	WEIGHT:	465g
RAILS:	SATIN STEEL		

- Ultra soft cushion for maximum comfort
- Supple black lycra and synthetic mix



## ProGel Series

ProGel saddles deliver the WTB performance you expect from the shape you trust—with an added level of comfort. The special silicone gel-enhanced padding provides these saddles added appeal for riders seeking additional relief in many of our popular shapes.

### Shadow V ProGel

PADDING:	DNA + PROGEL	COVER:	SYNTHETIC/KEVLAR
DIMENSIONS:	130MM x 272MM	WEIGHT:	295g
RAILS:	NiCro TUBULAR		

- ProGel inserts for ischial and soft tissue relief
- Light DNA padding with gel for shock and weight absorption
- Genuine perforated black leather and synthetic mix with abrasion resistant corners



### Rocket V ProGel

PADDING:	STANDARD + PROGEL	COVER:	SYNTHETIC/KEVLAR
DIMENSIONS:	130MM x 267MM	WEIGHT:	300g
RAILS:	NiCro TUBULAR		

- ProGel gel inserts for ischial and soft tissue relief
- High comfort padding with gel for shock and weight absorption
- Genuine perforated black leather and synthetic mix with abrasion resistant corners



### Pure V ProGel

PADDING:	STANDARD + PROGEL	COVER:	SYNTHETIC/KEVLAR
DIMENSIONS:	150MM x 277MM	WEIGHT:	325g
RAILS:	NiCro TUBULAR		

- ProGel gel inserts for ischial and soft tissue relief
- High comfort padding with gel for shock and weight absorption
- Genuine perforated black leather and synthetic mix with abrasion resistant corners



### Laser V ProGel

PADDING:	SOFT SHELL + PROGEL	COVER:	SYNTHETIC/KEVLAR
DIMENSIONS:	146MM x 269MM	WEIGHT:	360g
RAILS:	NiCro TUBULAR		

- ProGel gel inserts for ischial and soft tissue relief
- Pillow-like Soft Shell, high padding and gel for maximum comfort
- Genuine perforated black leather and synthetic mix with abrasion resistant corners



### Speed V ProGel

PADDING:	SOFT SHELL + PROGEL	COVER:	SYNTHETIC/KEVLAR
DIMENSIONS:	147MM x 269MM	WEIGHT:	435g
RAILS:	SATIN STEEL		

- ProGel gel inserts for ischial and soft tissue relief
- Pillow-like Soft Shell, high padding and gel for maximum comfort
- Black perforated seating area with synthetic material and abrasion-resistant corners



### Speed She ProGel

PADDING:	HIGH + PROGEL	COVER:	SYNTHETIC/KEVLAR
DIMENSIONS:	150MM x 246MM	WEIGHT:	395g
RAILS:	SATIN STEEL		

- ProGel gel inserts for ischial and soft tissue relief
- High comfort padding with gel for shock and weight absorption
- Black perforated seating area with synthetic material and abrasion-resistant corners





## Components

WTB has been making high-quality bicycle components for 22 years, and 2005 component line is no exception. From high-end wheelsets to grips, WTB continues to make durable, quality components to outfit your bike. Be sure to check out our new line of riser bars, stems, and seatposts—they're a can't miss upgrade to any mountain bike.



## Grips

Grips are an integral part of the relationship between a bike and the rider. WTB grips provide a secure and comfortable contact point to make the ride safer and more enjoyable. From the new MotoTec Clamp-on grip to the Original trail grip, WTB offers a wide variety of grips to meet the needs of all riders.

### MotoTec Clamp-on

BLACK | SMOKE

FEATURES: FIRM KRATON CONTACT	ENDS: OPEN
DUROMETER: MEDIUM	SIZE: 125mm x 30mm

- Lock-on grip for XC, freeride, and DH riders
- Comfort and absorption within a small diameter
- Spiky and absorbent hybrid of Moto grip and Technical trail grips



### Moto

FEATURES: SOFT, GRIPPY PATTERN	ENDS: CLOSED
DUROMETER: MEDIUM w/MEDIUM FLANGES	SIZE: 135mm x 27mm

- Freeride and plush all-mountain riding
- Oversized and knobby for better absorption and control
- Closed ends & small flanges at ends



### WeirWolf

BLK & GRAY | CLR & BLK | BLK & RED

FEATURES: GEL CONTACT WITH FIRM KRATON BASE	ENDS: CLOSED
DUROMETER: SOFT w/SMALL FLANGES	SIZE: 135mm x 32mm

- Aggressive all-mountain grip
- Identical to the popular and aggressive WeirWolf tire tread.
- Closed ends for durability



### Street Smart

FEATURES: SMOOTH PATTERN w/3M ENDCAPS	ENDS: OPEN
DUROMETER: MEDIUM w/SMALL FLANGES	SIZE: 135mm x 37mm

- City, recreation, and ATB riding
- Low profile, firm kraton grip for use with or without gloves
- Night-friendly 3M end plugs



### Technical

FEATURES: THIN PROFILE w/ZIP-TIE GROOVES	ENDS: CLOSED
DUROMETER: MEDIUM	SIZE: 130mm x 27mm

- XC, freeride, DH and all-mountain riding
- Built-in, wet-weather zip-tie channels
- Trigger and Grip Shift compatible



### Dual Compound

BLK & GRAY | CLR & BLK | RED & BLK

FEATURES: GEL CONTACT w/KRATON BASE, END-CAPS	ENDS: OPEN
DUROMETER: SOFT	SIZE: 125mm x 31mm

- XC, ATB and comfort riding
- Plush outer gel with a tight base material for twist resistance
- Linked diamond WTB logos & slightly raised center for maximum grip.



### Original

FEATURES: OCTAGONALLY FACETED FOR FIRM GRIP	ENDS: CLOSED
DUROMETER: MEDIUM w/SMALL FLANGES	SIZE: 125mm x 30mm

- XC, trail, and all-purpose riding
- Smooth octagon shape with DNA compounding
- Closed ends and small flanges at ends



## Hubs

During the past few seasons, we have been making enhancements to our bearing line to create this next generation of LaserDisc Lite hubsets. Super light, ultra trick, and mega cool, these hubs shave up to 1/2 pound over the competition and are backed by WTB's world famous, no-fault warranty policy.

### LaserDisc Lite FRONT

WIDTH: 100mm	32 HOLE
WEIGHT: 145g	SEALED CARTRIDGE BEARINGS

- Ultralight XC racing and trail riding hub
- Superlight 100mm alloy axle
- International 6-bolt disc compatible
- CNC'd alloy with tall flanges for a stronger wheel



### LaserDisc Lite REAR

WIDTH: 135mm	32 HOLE
WEIGHT: 265g	SEALED CARTRIDGE BEARINGS

- Ultralight XC racing, all-mountain and competition hub
- Alloy 6 pawl, 24-tooth freehub provides instant response in the lightest package available,
- International 6-bolt disc compatible CNC'd alloy with tall flanges for a stronger wheel

### LaserDisc Super Duty FRONT

WIDTH: 110mm x 20mm AXLE	32 HOLE
WEIGHT: 185g	SEALED CARTRIDGE BEARINGS

- DH and freeride hub
- 110mm wide by 20mm thru axle
- International 6-bolt disc compatible



### LaserDisc Super Duty REAR

WIDTH: 150mm x 12mm AXLE	32 HOLE
WEIGHT: 284g	SEALED CARTRIDGE BEARINGS

- DH and freeride hub
- 150mm wide by 12mm thru axle
- Alloy 6 pawl, 24-tooth freehub
- International 6-bolt disc compatible

## Rims

We know stiff and stable rims are crucial to tight handling and positive performance. The highlight of WTB's Laser series rim technology is the patented I-Beam construction. This I-Beam allows for higher tensions, focuses the mass of material in the most crucial location, and substantially stiffens the rim vertically and laterally. Chose our popular Dual Duty series, for traditional workhorse performance with either type of brakes.

### LaserDisc DH

WIDTH: 36mm	WEIGHT: 635g	SIZE: 26"
CONSTRUCTION: WELDED I-BEAM, DOUBLE EYELETS	COLOR: BLACK, 32h	DISC SPECIFIC

- DH and Freeriding
- Extraordinary strength and lightweight disc-specific rim
- 36mm profile with central I-beam design for unmatched rigidity
- Double eyelets for added strength



### Dual Duty FR

WIDTH: 30mm	WEIGHT: 590g	SIZE: 26"
CONSTRUCTION: PINNED TRIPLE HOLLOW, EYELETS	COLOR: BLACK, 32h	CNC SIDES

- Aggressive all-mountain riding
- Stiff, double-wall, triple hollow box section design with tall parallel sidewalls
- 30mm for use with tires up to 2.5
- Schrader valve with grommet for Presta



### LaserDisc XC

WIDTH: 24mm	WEIGHT: 470g	SIZE: 26"
CONSTRUCTION: WELDED I-BEAM, EYELETS	COLOR: BLACK, 32h	DISC SPECIFIC

- XC and Trail riding
- Proprietary alloy with I-beam design for high strength this 24mm wide profile, disc-specific rim welded for maximum strength
- Stainless steel single eyelets



### Dual Duty XC

WIDTH: 23mm	WEIGHT 26"   700c: 475g   540g	SIZE: 26" / 700c
CONSTRUCTION: PINNED TRIPLE HOLLOW, EYELETS	COLOR: BLACK, 32h	CNC SIDES

- XC, trail riding and trekking
- Double-wall, triple hollow box section design with parallel CNC machined sidewalls
- 23mm width works well with tires up to 2.4
- Stainless steel single eyelets for strength



## Wheel Sets

Unlike the competition, WTB wheels benefit by utilizing all the individually engineered components of the wheel: lightweight WTB Hubs, WTB 14/15g Spokes, and WTB Rims. Our wheels are industry compatible...32 hole three cross for easy spoke replacement. Six-bolt rotor mounts. Replaceable sealed cartridge bearings. Made for real world riders and everyday adventures.

### LaserDisc DH wheelset

RIM: LASERDISC DH	F HUB: LASERDISC SUPER DUTY	R HUB: LASERDISC LITE
	F WEIGHT: 1065g	R WEIGHT: 1095g

- Lightweight, reliable and extremely rugged wheelset for the most aggressive riding
- Wide, disc-specific rim with welded seam, double eyelets and I-beam construction for incredible strength
- Durable sealed-bearing hubset with extra tall flanges for added stiffness
- 110mm x 20mm thru axle front; 135mm QR rear



### Dual Duty FR wheelset

RIM: DUAL DUTY FR	F HUB: LASERDISC LITE or SUPER DUTY	R HUB: LASERDISC LITE
	F WEIGHT: 985g	R WEIGHT: 1100g

- Lightweight and strong for freeride and all-mountain trail riding
- For use with disc or cantilever brakes
- Choice of either a 100mm QR or SuperDuty 110mm x 20mm thru-axle front hub



### LaserDisc Lite wheelset

RIM: LASERDISC XC	F HUB: LASERDISC LITE	R HUB: LASERDISC LITE
	F WEIGHT: 805g	R WEIGHT: 955g

- A lightweight yet strong wheelset for XC and all mountain riding
- Bombproof disc-specific rim with a strong welded seam, stainless steel eyelets and I beam construction
- Lightweight and durable cartridge bearing hubset with alloy axles and alloy 6 pawl freehub
- 100mm QR front; 135mm QR rear



### Dual Duty 700c wheelset

RIM: DUAL DUTY 700c	F HUB: LASERDISC LITE	R HUB: LASERDISC LITE
	F WEIGHT: 985g	R WEIGHT: 1045g

- High performance 29" and cyclocross
- Stout double wall, triple hollow rims with extra long sleeved joints and tall sidewalls
- Disc or cantilever brake compatible
- 100mm QR front; 135mm QR rear







## Headsets

WTB has a long heritage in producing reliable headsets. We know that a quality headset dramatically improves the feel of your bike. For maintenance free performance, choose our cartridge bearing Momentum C or Inner Peace C models. For the best in serviceability, choose our timeless Grease Guard model.

### Momentum GG

FEATURES:	GREASE GUARD, EASILY SERVICEABLE
CONSTRUCTION:	CNC 6061 ALLOY CUPS w/SPLIT CROMO RACES
BEARINGS:	GREASE GUARD BEARING <i>REPLACEABLE</i>
DIMENSIONS:	1 1/8", 32.2mm STACK      WEIGHT: 125g

- Smooth operation, durability and easy maintenance
- Grease Guard allows re-greasing without disassembly
- CNC alloy cups with laser etched logos, stainless steel races, and silicone o-rings



### Momentum C

FEATURES:	DURABLE, OVERSIZED BEARINGS, EASY TO INSTALL
CONSTRUCTION:	CNC 6061 ALLOY CUPS w/SPLIT CROMO RACES
BEARINGS:	SEALED CARTRIDGE BEARINGS <i>REPLACEABLE</i>
DIMENSIONS:	1 1/8", 29.7mm STACK      WEIGHT: 120g

- Install-and-leave-alone
- Lightweight and tough
- CNC alloy cups with split ring crown race



### Inner Peace C

FEATURES:	CROMOLY INTERNAL CUPS
CONSTRUCTION:	FORGED STEEL CUPS w/SPLIT CROWN RACE
BEARINGS:	SEALED CARTRIDGE BEARINGS <i>REPLACEABLE</i>
DIMENSIONS:	1 1/8" 9.7mm STACK      WEIGHT: 110g

- Perfect upgrade for your internal cup-style headset
- Sealed cartridge bearings are easy to adjust
- Cromoly internal cups for durability, split-ring lower driver (crown race)



### Momentum Pedals

FEATURES:	EASILY SERVICEABLE GREASE GUARD BEARING	CONSTRUCTION:	STEEL CAGE w/ALLOY BODY	WEIGHT:	286g / PAIR
-----------	---	---------------	-------------------------	---------	-------------

- Trekking and ATB
- Durable steel cage with light tractions stubs & forged alloy body
- Grease Guard lubrication serviceability
- Cromo axle with 9/16" thread



## Pedals

WTB Momentum pedals are made with the highest quality and performance that you've come to expect from WTB components. The easy serviceability of the Grease Guard ports and the lightweight steel cage make this a great upgrade for any bike.

## TXC Components

For 2005, WTB introduces a limited batch of special edition "control components". WTB's new technical alloy TXC product line is designed to work with your suspension to drastically enhance the control and handling of all mountain and XC bikes. Using bold, oversized designs with WTB's lightweight aluminum alloys, our TXC components area ride enhancing, weight shaving, appeal-adding way to upgrade your ride.

### TXC 31.8 Riser Bar

FEATURES:	31.8 DIAMETER	CONSTRUCTION:	BLACK SUPERLIGHT-BUTTED ALLOY	RISE:	35mm UPWARD RISE
WIDTH:	660mm	BENDS:	9' BACKWARD BEND; 6' UPWARD SWEEP	WEIGHT:	265g

- 35mm rise is ideal for XC and all mountain riding
- Oversized 31.8 diameter adds stiffness for better handling
- Millimetric ends aid in customizing the length of your bar



### TXC Seatpost

MATERIAL:	WTB SUPERLIGHT-BUTTED ALLOY	LENGTH:	400mm w/20mm LAYBACK
DIAMETER:	27.2   30.9   31.6	WEIGHT:	275g   282g   288g

- High-end racing and trail riding
- Clean design, simple to use—a worthy upgrade for any bike
- Internally ovalized for strength



### TXC Stem

COMPATIBILITY:	25.4   31.8 BARS	DIMENSIONS:	1 1/8" STEERER, 70DEG UPWARD RISE
LENGTH:	80mm   90mm   100mm   110mm	WEIGHT:	137g   142g   147g   152g

- Low rise and shorter lengths for all-mountain riding
- Durable yet incredibly lightweight
- Compatible with both 25.4 and 31.8 bars (alloy shim provided for 25.4 bars)
- 4-bolt CNC'd faceplate with WTB logo





### XC Jersey

FEATURES: AVAILABLE IN SHORT & LONG SLEEVES, 1/2 ZIP FRONT  
SIZE: M | L | XL



### DH / Freeride Jersey

FEATURES: AVAILABLE IN SHORT & LONG SLEEVES, PADDED ELBOWS  
SIZE: M | L | XL



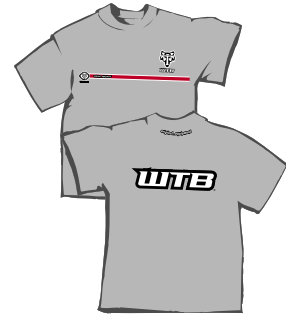
### Original Hoodie

MATERIAL: COTTON  
COLORS: BLACK  
SIZE: M | L | XL  
EMBROIDERED LOGO



### Red Stripe T

MATERIAL: COTTON  
COLORS: GREY  
SIZE: M | L | XL



### Original T

MATERIAL: COTTON  
COLORS: RED | BLACK | GREY  
SIZE: M | L | XL



### WeirWolf T

MATERIAL: COTTON  
COLORS: BLACK  
SIZE: M | L | XL



### Brand T

MATERIAL: COTTON  
COLORS: BLACK  
SIZE: M | L | XL



TO ORDER WTB MERCHANDISE, GO TO WTB.COM

### WeirWolf Hat

MATERIAL: COTTON, EMBROIDERED LOGO  
SIZE: S/M | L/XL



### Original Hat

MATERIAL: COTTON, EMBROIDERED LOGO  
SIZE: S/M | L/XL



### Brand Hat

MATERIAL: COTTON, EMBROIDERED LOGO  
SIZE: S/M | L/XL



### Brand Visor

MATERIAL: COTTON, EMBROIDERED LOGO  
SIZE: ADJUSTABLE, ONE SIZE FITS ALL



### Original Beanie

MATERIAL: COTTON / WOOL KNIT, EMBROIDERED LOGO  
SIZE: ONE SIZE FITS ALL



### WTB Pint Glass

FEATURES: 16oz PINT w/ BLACK WTB LOGO



### WTB Water Bottles

FEATURES: CLEAR, BLACK WTB LOGO  
SIZE: S (22oz) | L (28oz)



### WTB Chainstay Protector

FEATURES: WTB LOGO, 3M ADHESIVE BACKED



TO ORDER WTB MERCHANDISE, GO TO WTB.COM





## WTB Advocacy

We at WTB believe that businesses and individuals have a responsibility and opportunity to positively participate in and improve our communities, and world. A key component of WTB's Company Mission is:

*To be, and inspire other businesses to be, socially conscious, profitable, a service to the community, and a strong advocate for the bicycle as a contributor to personal, societal and environmental well-being.*

WTB is actively involved in local, regional, state, national and international bicycle advocacy. Together with its sister non-profit corporation, Transportation Alternatives for Marin ("TAM"), we work to educate diverse decision-making groups and build consensus that bicycles are the optimal transportation solution.

Right now people are making land use and infrastructure decisions that affect your area, your transportation and recreation choices and options, the enjoyment and livability of your community and your future. Find out what is happening, get involved, and become a responsible force for bicycle advocacy in your community!

We also encourage you to support the efforts of the organizations listed to the right, which work tirelessly to protect and advance the interests of the cycling community.



## Advocacy Partners



WTB and TAM promote bicycles as "the optimal transportation solution." We study international best practices for bicycle transportation policy and standards; educate stakeholders and decision makers; and advocate for the bicycle as a cornerstone of an integrated multi-modal transportation system. We have organized three Bicycle Transportation Technology Exchange trips for "seeing is believing" tours, where elected officials, city planners and cycling advocates learn about and experience the advanced bicycle policies and infrastructure of the Netherlands and England. These tours have been instrumental in the development and contents of the Marin Countywide Pedestrian and Bicycle Master Plan, the national Safe Routes to School Program and other visionary bike projects and policy ideas.

Some of our accomplishments and current activities include: Championing bicycles in the *Comprehensive Transportation Management Plan (CTMP)* for Marin's Parklands, including Muir Woods, Mt. Tamalpais and Stinson Beach; Securing a 68-mile bicycle pedestrian path from Larkspur to Cloverdale along the *Sonoma Marin Area Rail Transit (SMART)* right of way; Ensuring compliance with city and county bicycle and pedestrian transportation plans during the *Highway 101 HOV Gap Closure* project; Preserving a public right-of-way and the plan for a the *North-South Greenway*, a continuous Class I Pedestrian and Bicycle path from Sausalito to San Rafael; Consulting with College of Marin on it's \$250 million *Facilities Master Plan* to prioritize improved bicycle and pedestrian access; and Coordinating with several citizen groups, including *Safe Routes to Schools*, to integrate objectives of all regional pedestrian and bicycle plans to maximize results.

Long-term focus and perseverance is the key to success in advocacy. We invite you to join the process where the results can improve your community, leave a positive legacy and improve your world.



**America Bikes**  
www.americabikes.org



**Bikes Belong Coalition**  
www.bikesbelong.org



**International Mountain Bicycling Association**  
IMBA www.imba.com

**League of American Bicyclists**  
www.bikeleague.org

**Marin County Bicycle Coalition**  
MCBC www.marinbike.org



**Rails-to-Trails Conservancy**  
RTC www.railtrails.org

**Safe Routes to School**  
www.saferoutestoschools.org



## The People

WTB's dedicated staff powers the company's mission to enhance our customer's cycling experience. We work hard so we can play hard, forever investing in our passion for bikes.

- Greg Biber
- Elena Lobatsevich
- Jeff Brown
- Tom DeLacy
- Marty Yudice
- Amber van Heel
- Mark Slate
- Gary Gleason
- Susie Weaver
- Mark Weir
- Chris Schierholtz
- Pete Mollison
- Wes Meyer
- Dan Sherwood
- Patrick Seidler
- Fred Falk



Just a few of the leading industry brands that WTB partners with:



## WTB Warranty Information

Wilderness Trail Bikes, Inc. stands behind the quality & craftsmanship of its products. If you have a problem with any WTB product, we will do everything we can to repair or replace the item. Contact your local bike shop to initiate a warranty return or repair.

- DNA 40 High Grip Rubber Compound is for competition use only, and is not subject to standard warranty terms.

Specifications are subject to change at anytime without notice. All weights are based on samples at time of print, and are subject to change.

- Use of "Stan's NoTubes" or other tubeless additive systems voids WTB's tire warranty.





Wilderness Trail Bikes, Inc.  
475 Miller Avenue  
Mill Valley, CA 94941  
415.389.5040  
wtb.com

*SINCE 1982*

