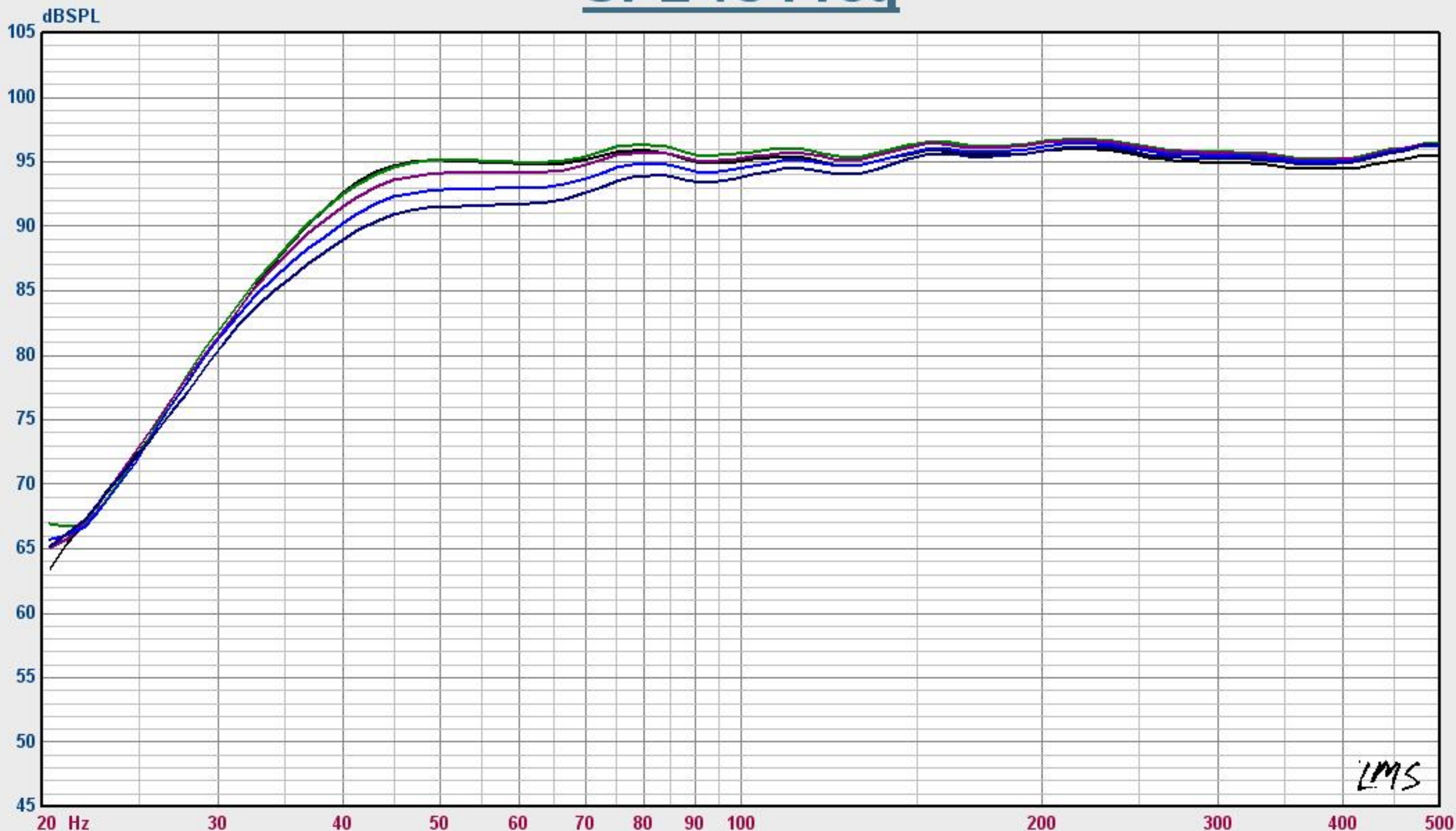


SPL vs Freq



LMS

Map

- 33: Emotiva Pro Stealth 8 Bass Roll-Off - 0dB
- 34: -2dB
- 35: -4dB
- 36: -6dB
- 37: -8dB

Notes

Data Measured: Mar 15, 2013 Fri 10:03 am

Data Measured: Mar 15, 2013 Fri 10:09 am

SPL vs Freq



LMS

Map

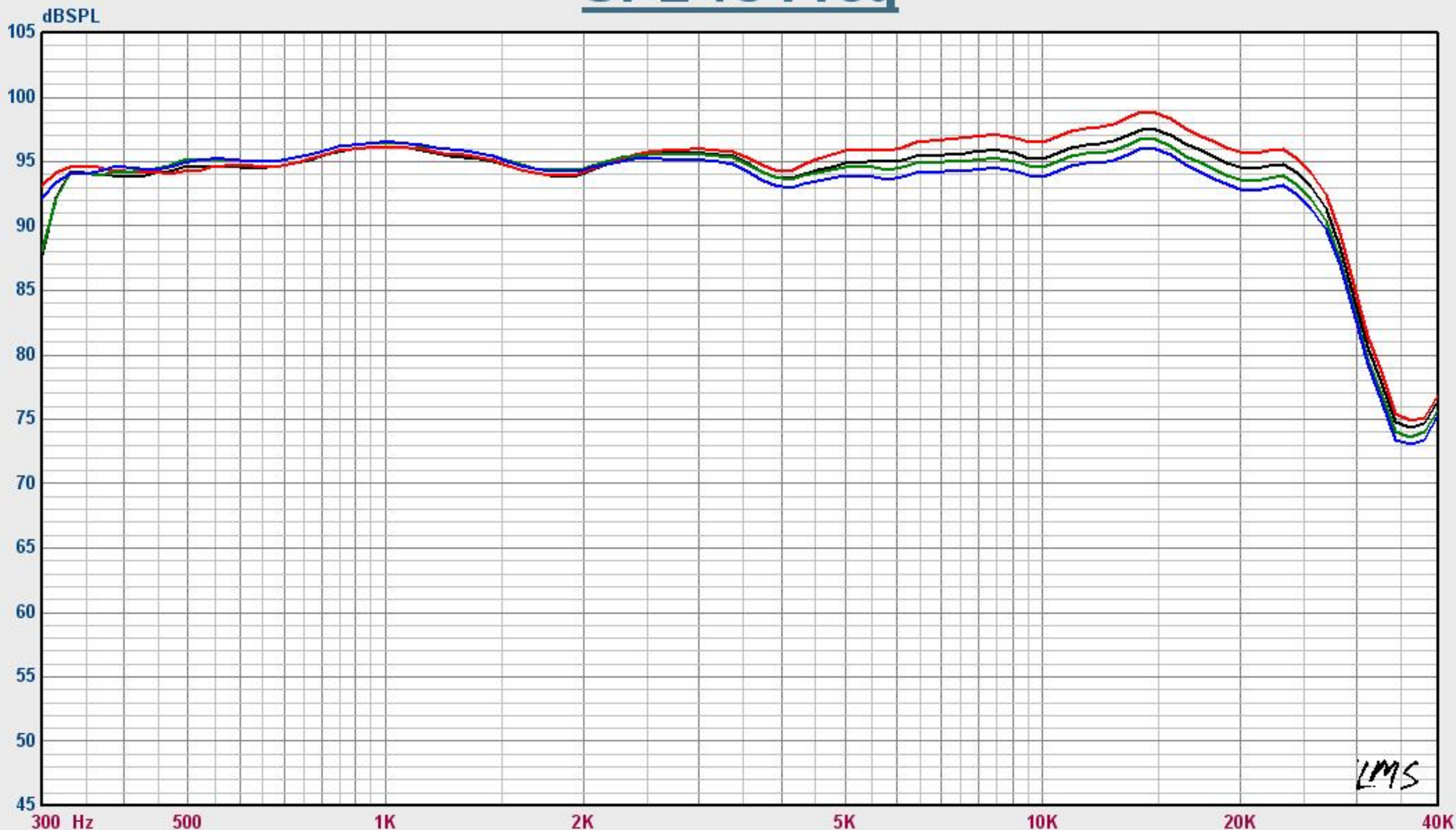
- 29: Emotiva Pro Stealth 8 Bass Tilt - 0dB
- 30: -2dB
- 31: -4dB
- 32: -6dB

Notes

Data Measured: Mar 15, 2013 Fri 10:03 am

Data Measured: Mar 15, 2013 Fri 10:05 am

SPL vs Freq



LMS

Map

- 20: Emotiva Pro Stealth 8 - 0°
- 24: High Frequency Control +1dB
- 25: -1dB
- 26: -2dB

Notes

Data Measured: Mar 15, 2013 Fri 8:05 am

Data Measured: Mar 15, 2013 Fri 8:12 am

SPL vs Freq



LMS

Map

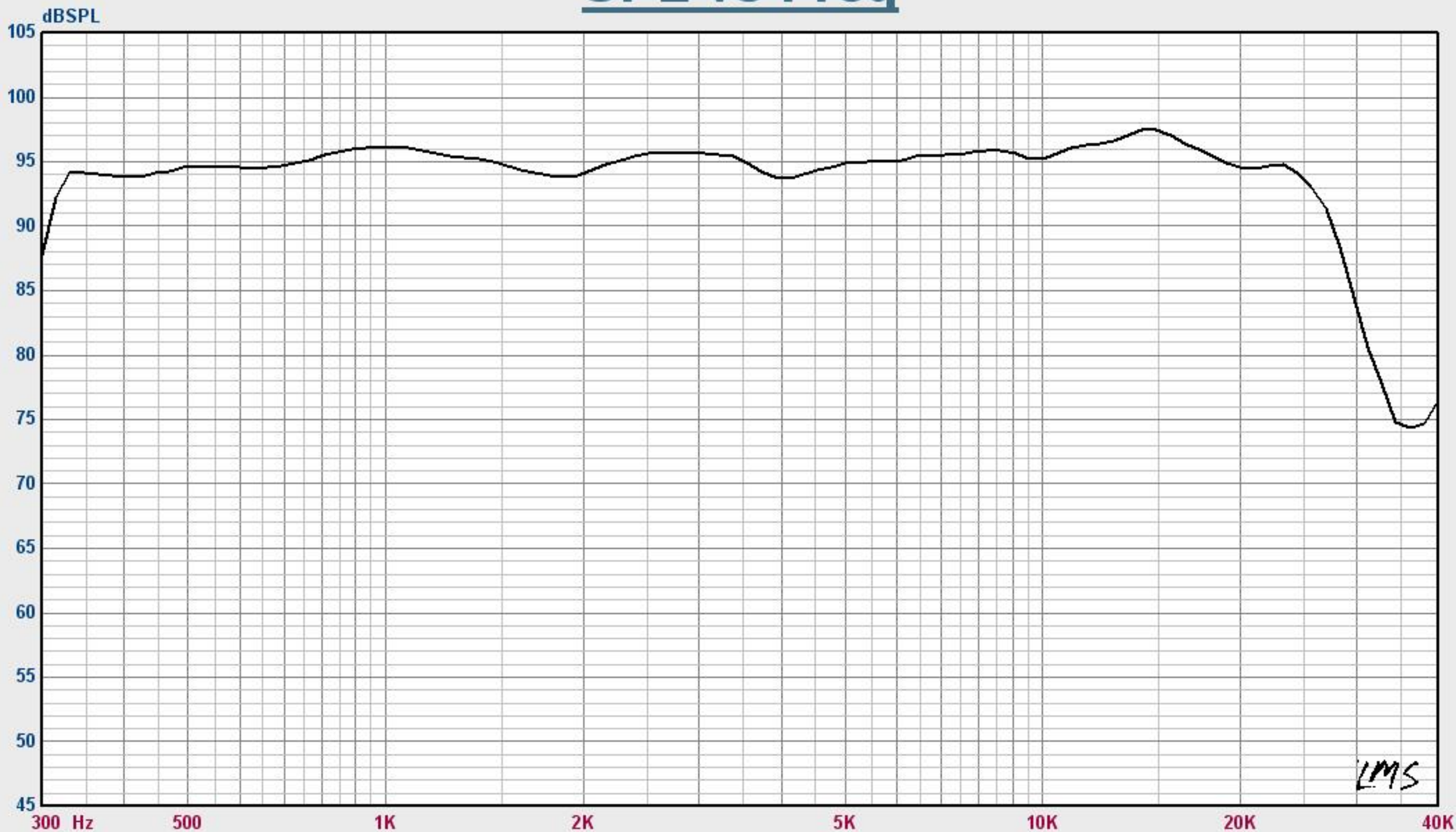
- 20: Emotiva Pro Stealth 8 - 0°
- 21: 15°
- 22: 30°
- 23: 45°

Notes

Data Measured: Mar 15, 2013 Fri 8:05 am

Data Measured: Mar 15, 2013 Fri 8:07 am

SPL vs Freq



LMS

Map

— 20: Emotiva Pro Stealth 8 - 0°

Notes

Data Measured: Mar 15, 2013 Fri 8:05 am

LMS

4.6.0.371
May/29/2007

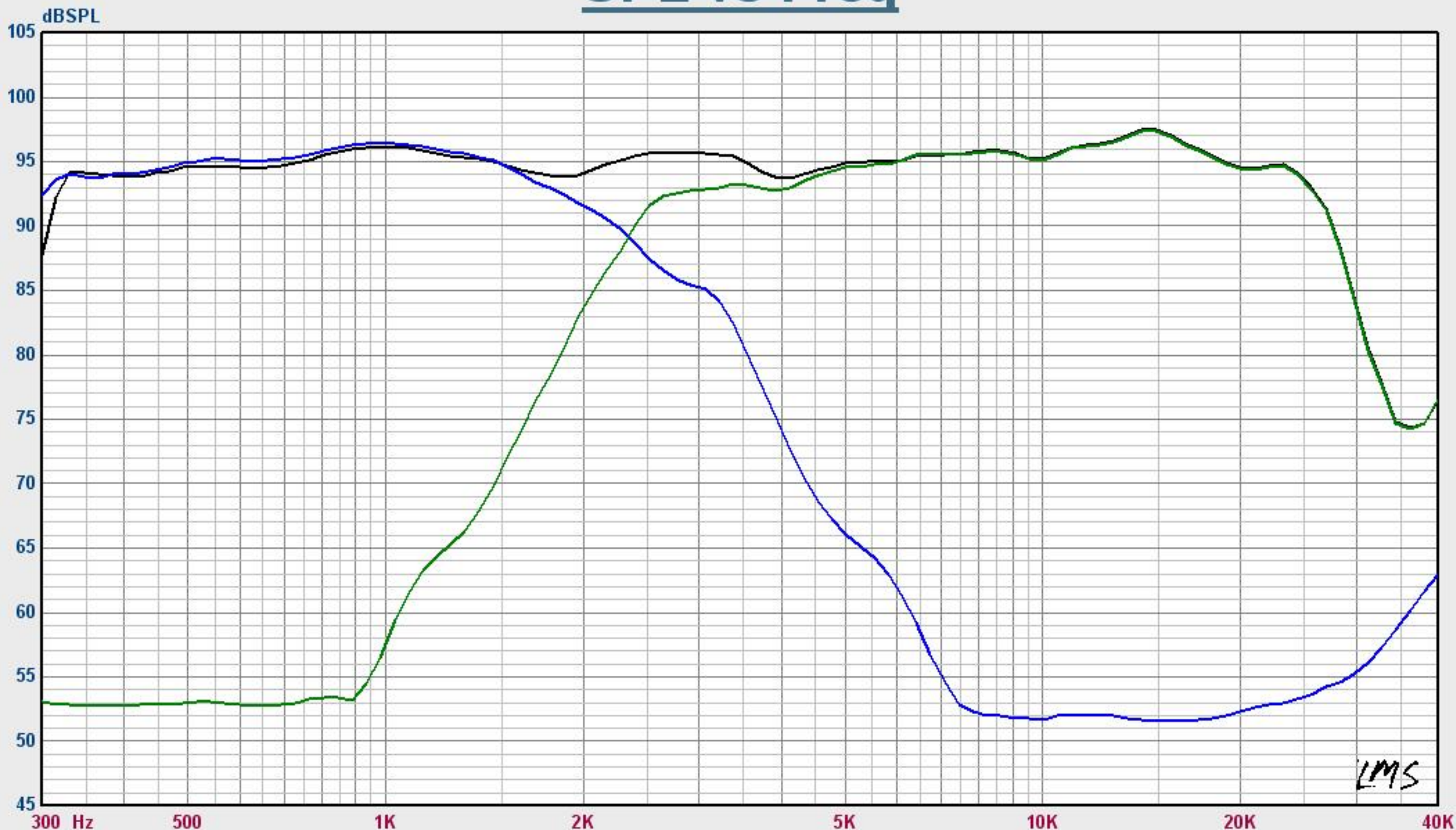
Person:
Company:

Project:
File: Emotiva Stealth smoothed.lib

Mar 19, 2013
Tue 8:20 am

LINEAR X
S Y S T E M S

SPL vs Freq



LMS

Map

- 20: Emotiva Pro Stealth 8 - 0°
- 27: Stealth 8 woofer response
- 28: Stealth 8 tweeter response

Notes

Data Measured: Mar 15, 2013 Fri 8:05 am

Data Measured: Mar 15, 2013 Fri 8:16 am