

The new, sleek  
and luxurious  
line of affordable  
towel warmer

**Product Catalog**  
Edition 1

**KonTour**<sup>®</sup>



# Contents

- 3** Kontour Quality  
Features and Functionality
- 4** Free Standing Towel Warmers
  - Cross
  - Coil
  - Camber
- 5** Heated Shelves
  - Curve
  - Turn
  - Straight
- 6 - 11** Wall Mounted Towel Warmers
  - 6** Linear
  - 8** Gradient
    - Angle
  - 9** Convex
    - Profile
  - 10** Square
  - 11** Line
    - Edge
    - Frequently Asked Questions



## Committed to Quality

With an inspiring range of modern and classic towel warmers, Kontour sets a new benchmark in performance and convenience. Kontour Towel Warmers offer superb quality and exceptional value.

Heated towel warmers have become an essential part of any modern bathroom. They offer the convenience of not only drying wet towels, but also giving you the luxury of fluffy, sumptuous warm towels all year round. The varied selection offers you a choice of designer towel warmers for any décor. Each has been created for a specific look and feel to suit the interior design needs of architects, interior designers and stylish individuals who appreciate sophistication and substance.

The Kontour range is meticulously crafted to a very high level of quality, and features a durable stainless steel construction that is mirror polished and hand buffed for an exceptional finish. Manufactured with a dry wire heating element all products satisfy the stringent requirements of CSA approval. The end result is very much like chrome, yet won't chip or peel and provides towel warmers that will keep their good looks for many years to come.

## Features and Functionality

While pushing the boundaries of sophisticated style and superior quality, functionality is evident in all designs and manufacturing aspects of the Kontour Towel Warmer. Throughout this brochure, key functionality benefits will be brought to your attention.

Look out for the icons below:



**110V Electric Hardwired:** The Electric Hardwired models incorporate a slim, concealed cabling option using our unique hardwire design. The result is a neat, clean appearance adding functionality to your space. The hardwire exit location is at the bottom right of all hardwired towel warmers.



**110V Electric Plug-In:** These Electric Plug-In models incorporate a 5' power cord and can be simply plugged into any standard household plug-in.



**Illuminated On / Off Switch:** Kontour's concealed On / Off switch is the most elegant of its kind, and will guarantee warm towels when you need them.



**Self-Leveling Feet:** Gone are the days of wobbly unstable towel warmers. All Kontour Freestanding Towel Warmers incorporate self-leveling feet.




**One Year Warranty:** Kontour's high manufacturing quality and unsurpassed finishing combine to bring you a 1 year manufacturer's warranty on all products.



**Low Voltage Hardwired (transformer included):** Express your creativity with low-voltage single towel bars. Including a transformer, each kit consists of 4 individual bars that can be suited to your configuration.



**Wall Brackets Included:** Robust metal wall brackets come standard with all Wall Mounted Towel Warmers, and exude quality and durability coupled with a timeless design.





## Cross

The Cross is a practical towel warmer, perfect for any setting and can be used in the bathroom, laundry, kitchen and bedroom.



|  | Code   | Finish | Power (Volts) | Watts | Weight (lbs) | Width x Height x Depth (Inches) |
|--|--------|--------|---------------|-------|--------------|---------------------------------|
|  | K1013E | Chrome | 110V          | 50W   | 5.25         | 24 x 30 x 12                    |

## Coil

The Coil boot warmer is an exceptionally novel yet useful warmer to be located in any closet and can warm both boots and shoes.



|  | Code   | Finish | Power (Volts) | Watts | Weight (lbs) | Width x Height x Depth (Inches) |
|--|--------|--------|---------------|-------|--------------|---------------------------------|
|  | K1043E | Chrome | 110V          | 75W   | 5.5          | 28 x 18 x 12                    |

## Camber

For those who appreciate the convenience of an easily movable heated towel warmer with the universal appeal of clean contemporary design. This smart looking free-standing mobile unit features discreet wiring and 8 stainless steel rails for luxurious warm towels. The end result is refreshingly modern styling that is easy to clean and maintain.



|  | Code   | Finish | Power (Volts) | Watts | Weight (lbs) | Width x Height x Depth (Inches) |
|--|--------|--------|---------------|-------|--------------|---------------------------------|
|  | K1023E | Chrome | 110V          | 140W  | 9.25         | 25 x 38 x 11                    |



## Curve

The Curve's timeless style harks back to the craftsmanship of yesteryear. With rounded and thicker tubing it presents a traditional graceful look.



|  | Code   | Finish | Power (Volts) | Watts | Weight (lbs) | Width x Height x Depth (Inches) |
|--|--------|--------|---------------|-------|--------------|---------------------------------|
|  | K2033E | Chrome | 110V          | 60W   | 5.5          | 24 x 7 x 14                     |

## Turn

The Turn heated towel warmer from Kontour has the same classically elegant lines but a petite style, well suited for en-suite bathrooms and hotels alike.



|  | Code   | Finish | Power (Volts) | Watts | Weight (lbs) | Width x Height x Depth (Inches) |
|--|--------|--------|---------------|-------|--------------|---------------------------------|
|  | K2023E | Chrome | 110V          | 50W   | 2.42         | 24 x 9 x 11                     |



## Straight

Straight, the clean minimalistic look that can easily harmonize with any bathroom surrounding.



|  | Code   | Finish | Power (Volts) | Watts | Weight (lbs) | Width x Height x Depth (Inches) |
|--|--------|--------|---------------|-------|--------------|---------------------------------|
|  | K2013E | Chrome | 110V          | 75W   | 3.25         | 24 x 2 x 10                     |



## Linear 24" x 27"



|  | Code   | Finish | Power (Volts) | Watts | Weight (lbs) | Width x Height (Inches) | Projection (Inches) |
|--|--------|--------|---------------|-------|--------------|-------------------------|---------------------|
|  | K4013E | Chrome | 110V          | 100W  | 6.5          | 24 x 27                 | 4                   |
|  | K4013W | Chrome | 110V          | 100W  | 6.5          | 24 x 27                 | 4                   |

## Linear 24" x 40"



|  | Code   | Finish | Power (Volts) | Watts | Weight (lbs) | Width x Height (Inches) | Projection (Inches) |
|--|--------|--------|---------------|-------|--------------|-------------------------|---------------------|
|  | K4033E | Chrome | 110V          | 144W  | 9            | 24 x 40                 | 4                   |
|  | K4033W | Chrome | 110V          | 144W  | 9            | 24 x 40                 | 4                   |



## Linear 24" x 60"



|  | Code   | Finish | Power (Volts) | Watts | Weight (lbs) | Width x Height (Inches) | Projection (Inches) |
|--|--------|--------|---------------|-------|--------------|-------------------------|---------------------|
|  | K4053E | Chrome | 110V          | 260W  | 12.8         | 24 x 60                 | 4                   |
|  | K4053W | Chrome | 110V          | 260W  | 12.8         | 24 x 60                 | 4                   |



## Linear 18" x 40"

The classically stylish Linear model from Kontour combines timeless elegant design cues with practical functionality and a large range of sizes. The clever Linear model saves space to create more space in your bathroom. Perfect for his and her towel warmers, they can be installed side by side or as a single towel warmer.





|   | Code   | Finish | Power (Volts) | Watts | Weight (lbs) | Width x Height (Inches) | Projection (Inches) |
|---|--------|--------|---------------|-------|--------------|-------------------------|---------------------|
|  | K4023E | Chrome | 110V          | 110W  | 7.5          | 18 x 40                 | 4                   |
|  | K4023W | Chrome | 110V          | 110W  | 7.5          | 18 x 40                 | 4                   |



## Gradient

The Gradient's unique design is ideal for the storage of towels. Its futuristic look makes a strong statement that is right at home alongside high-end bathroom fixtures. This warmer will ensure a soft warm towel is always available.





|   | Code   | Finish | Power (Volts) | Watts | Weight (lbs) | Width x Height (Inches) | Projection (Inches) |
|---|--------|--------|---------------|-------|--------------|-------------------------|---------------------|
|   | K3013E | Chrome | 110V          | 250W  | 27.5         | 43 x 29                 | 13                  |
|  | K3013W | Chrome | 110V          | 250W  | 27.5         | 43 x 29                 | 13                  |

## Angle

The Angle from Kontour is designed to provide both towel warming and storage, making a subdued statement of elegance to compliment any chic bathroom. Add to this all of today's advanced dry element heating technology, and you really do have the best of both worlds.



|   | Code   | Finish | Power (Volts) | Watts | Weight (lbs) | Width x Height (Inches) | Projection (Inches) |
|---|--------|--------|---------------|-------|--------------|-------------------------|---------------------|
|  | K3023E | Chrome | 110V          | 165W  | 10.5         | 24 x 39                 | 10                  |
|  | K3023W | Chrome | 110V          | 165W  | 10.5         | 24 x 39                 | 10                  |







## Convex

Bathroom design sometimes calls for complimentary curves. Kontour's Linear towel warmer is now also available in a gentle curved configuration, which will create an atmosphere of minimalistic elegance.





|   | Code   | Finish | Power (Volts) | Watts | Weight (lbs) | Width x Height (Inches) | Projection (Inches) |
|---|--------|--------|---------------|-------|--------------|-------------------------|---------------------|
|  | K4043E | Chrome | 110V          | 144W  | 8.8          | 24 x 40                 | 5                   |
|  | K4043W | Chrome | 110V          | 144W  | 8.8          | 24 x 40                 | 5                   |



## Profile

Profile – with fully polished stainless steel tubes and discreet fixings, the elegant landscape appearance of this heated towel warmer is sure to please the most discerning individual. The Profile creates an atmosphere of classic elegance with smooth lines and round profiles, making this series ideal for timelessly elegant design.



|   | Code   | Finish | Power (Volts) | Watts | Weight (lbs) | Width x Height (Inches) | Projection (Inches) |
|---|--------|--------|---------------|-------|--------------|-------------------------|---------------------|
|  | K5013E | Chrome | 110V          | 190W  | 13           | 47 x 27                 | 4                   |
|  | K5013W | Chrome | 110V          | 190W  | 13           | 47 x 27                 | 4                   |



## Square


Your bathroom should be your haven, a sanctuary of calm serenity and peace that not only defines you but inspires too. The Square towel warmer from Kontour is well weighted and boldly styled. It makes a self-assured, assertive statement of style with strong, straight edges that are loaded with panache and flair. It is a perfect mood match for the ultra modern or minimalistic bathroom.



| Code   | Finish | Power (Volts) | Watts | Weight (lbs) | Width x Height (Inches) | Projection (Inches) |
|--|--------|---------------|-------|--------------|-------------------------|---------------------|
|  K6013E | Chrome | 110V          | 150W  | 5.25         | 24 x 39                 | 4                   |
|  K6013W | Chrome | 110V          | 150W  | 5.25         | 24 x 39                 | 4                   |

## Line / Edge

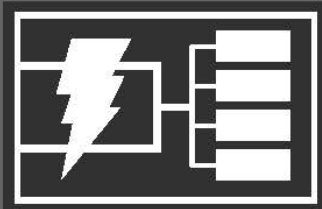
Express your creativity with the Line and Edge rails from Kontour that provide you with a clean minimalistic look that can easily harmonize with the rest of your bathroom fittings. These 12 volt powered warmers can be mounted horizontally and be grouped in any pattern, quantity or configuration. Line and Edge warmers can be perfectly matched to the particular design theme of your bathroom, whether that be cutting edge, modern, classic or elegant.



Line



Edge




Four single towel bars can be connected to a single 12V transformer. This transformer is then connected to regular 110V power.

LINE

| Code   | Finish                                     | Power (Volts) | Watts | Weight (lbs) | Width x Projection (Inches) |
|--|--|---------------|-------|--------------|-----------------------------|
|  K7013W | Chrome                                     | 110V          | 15W   | 2.2          | 24 x 3                      |
| K7013W   | Set of 4 24" Towel Bars (inc. transformer) |               |       |              |                             |
| K7113  | Single 24" Towel Bar (ex. Transformer)     |               |       |              |                             |
| K7213  | Transformer (controls 4 single towel bars) |               |       |              |                             |

EDGE

| Code  | Finish                                     | Power (Volts) | Watts | Weight (lbs) | Width x Projection (Inches) |
|---|--|---------------|-------|--------------|-----------------------------|
|  K7023W | Chrome                                     | 110V          | 15W   | 2.2          | 24 x 3                      |
| K7023W  | Set of 4 24" Towel Bars (inc. transformer) |               |       |              |                             |
| K7123   | Single 24" Towel Bar (ex. Transformer)     |               |       |              |                             |
| K7213   | Transformer (controls 4 single towel bars) |               |       |              |                             |

## Frequently Asked Questions

### 1. Why do I need a Towel Warmer?

A towel warmer means warm fluffy towels that provide the ultimate in warmth and comfort for your bathroom. Dry and hygienic, your towels will always be clean and fresh.

### 2. How long does it take for the towel warmer to heat up?

Kontour Towel Warmers will become warm within 5 minutes, and will heat to maximum temperature within 10 minutes.

### 3. How long is the cable on electric plug-in towel warmers?

The cable on all electric plug-in towel warmers is 5'.

### 4. Can I connect my towel warmer to a timer?

Yes – Although most Kontour Towel Warmers come with a built-in illuminated switch, they can be connected to a timer.

### 5. Do all horizontal and vertical bars heat up?

Yes – All bars throughout the towel warmer heat up.

### 6. What certification does the Kontour range of towel warmers have?

Kontour towel warmers meet the highest certifications, and carry CSA approval.

### 7. Can the Kontour towel warmers use regular 110V household power?

Yes – All 110V plug-in or hardwire towel warmers connect to regular household power.

TOLL FREE 1 877 927 8679

