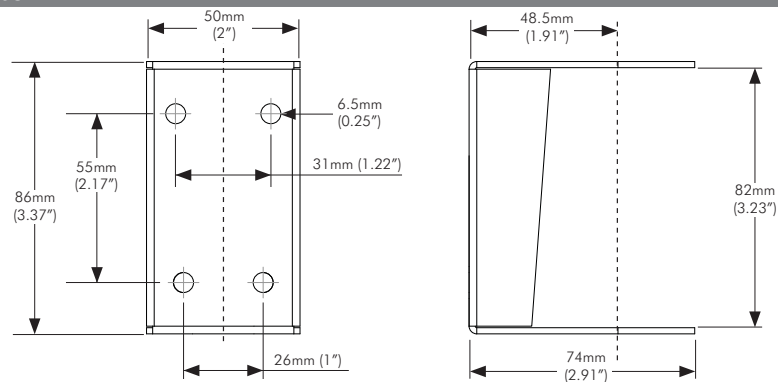


D Wall Mount

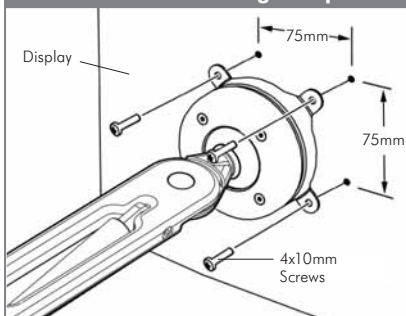
Wall Mount



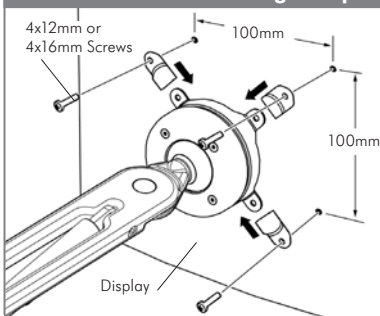
E Display Mounting Options

Suits 75mm x 75mm and 100mm x 100mm mounting hole patterns

75mm x 75mm mounting hole pattern

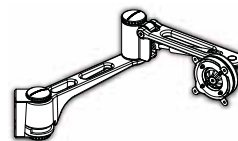
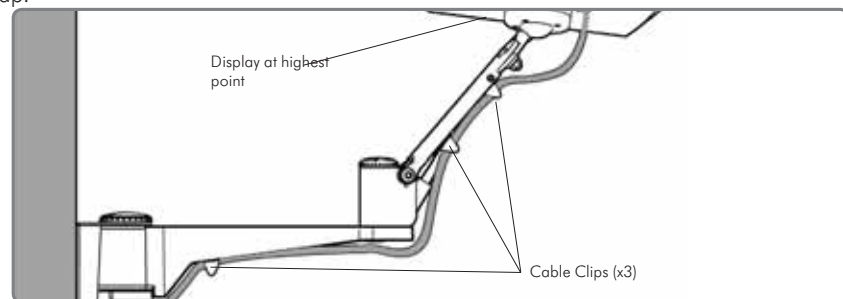


100mm x 100mm mounting hole pattern



F Cable Management

All Spacedec Acrobat Wall Articulated Arms are supplied with 1000mm (39.37") of Ø16mm (0.63") black Cable Wrap.

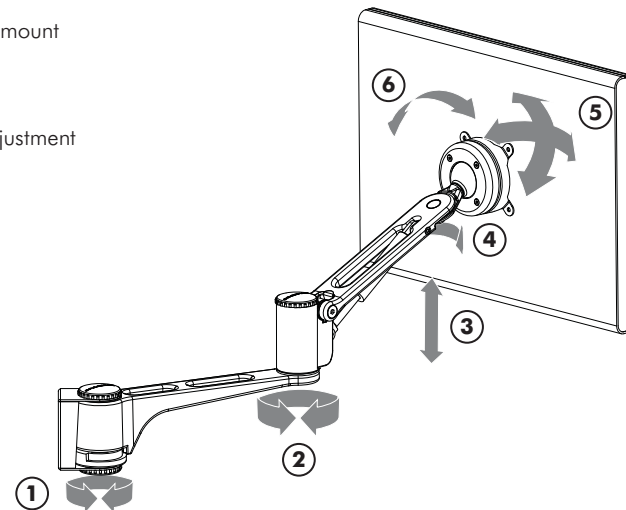


Technical Specifications SPACEDEC ACROBAT WALL ARTICULATED ARM

NOTE: The following information is based on a Spacedec Acrobat Articulated Wall Arm with the standard 350mm (13.75") arm set at the 6kg (13lbs) gas strut setting.

A General Features

- ① Arm swings 180° around wall mount
- ② 360° rotation
- ③ Up to 460mm (18") height adjustment
- ④ Pivot head pans 85°
- ⑤ ±40° tilt, ±40° pan
- ⑥ Portrait/Landscape rotation



Display Compatibility:

Spacedec Acrobat is compatible with most LCD displays that use the VESA international mounting standard. Please refer to the VESA Compliance List on the Atdec website to view all compatible LCD models (atdec.com)

Display Weight Compatibility:

3kg to 9kg (6.6lbs to 19.8lbs)

Wall Mounting Options:

Suits both brick/concrete walls and drywalls.

Display Mounting Options:

Suits 75mm x 75mm and 100mm x 100mm mounting hole patterns

Cable Management:

Cable Clips and Cable Wrap (included in package)

Colours:

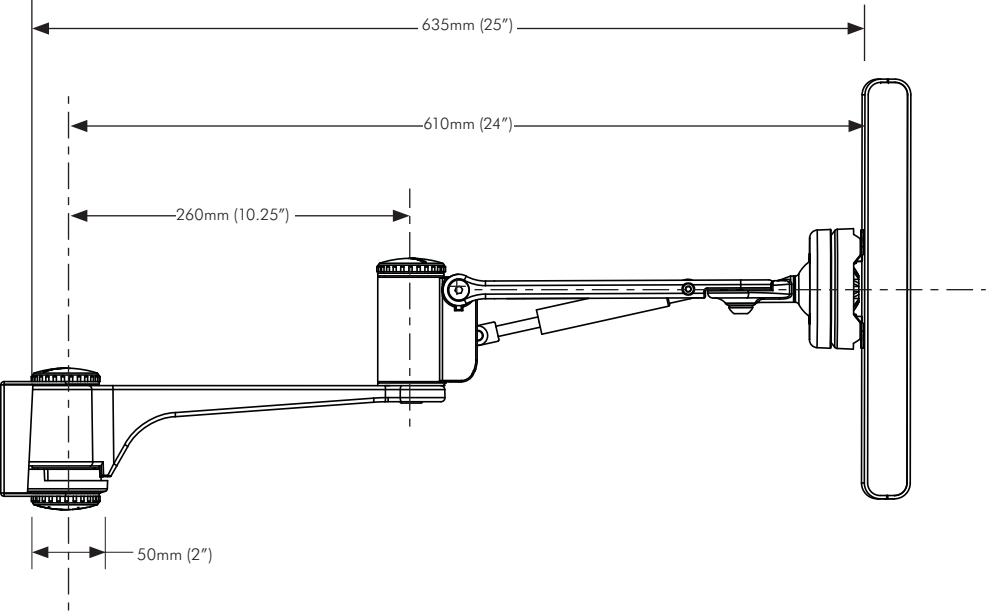
Polished Aluminum, Silver or Black.

Warranty:

5 years limited

B Overall Dimensions

Side View



C Range of Movement

