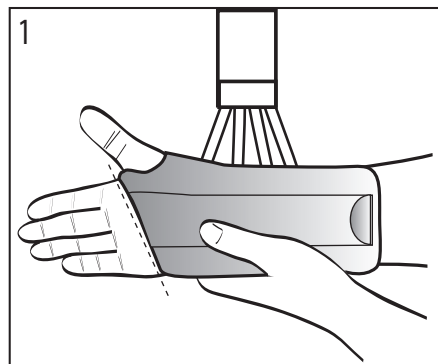


Universal Wrist Lacer

APPLICATION INSTRUCTIONS

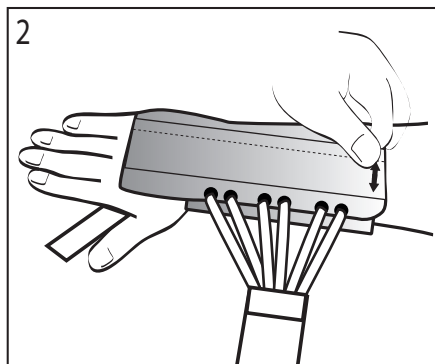
CP020251 Rev B 08/10

This device is offered for sale by or on the order of a physician or other qualified medical professional. This device is not intended for re-use on a second patient. This device is not intended to prevent injuries or reduce or eliminate the risk of injury.



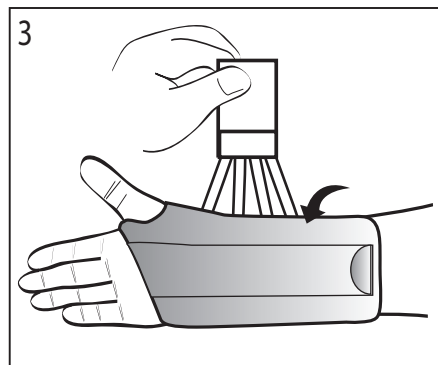
1. Position the Brace

Place hand in the brace making sure the palm stay is below the crease in the palm of the hand and the palmer pad is in the center of the palm.



2. Adjust Dorsal Stay

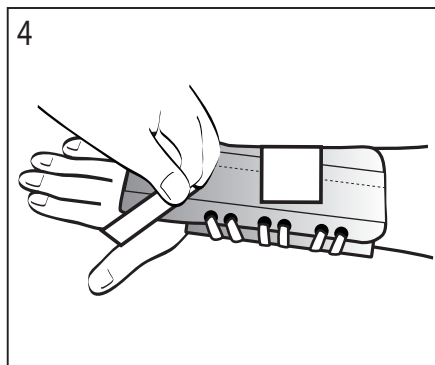
The dorsal stay should be centered on the mid-line of the arm. To adjust, remove the dorsal stay and re-secure in desired position.



3. Tighten Laces

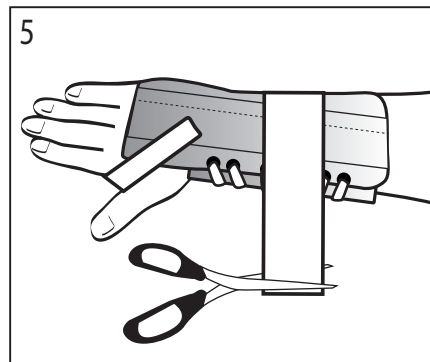
While maintaining the brace position, tighten laces by pulling on the strap end. Wrap and secure strap.

NOTE: For 10th versions, pull and secure both strap ends.



4. Secure Remaining Strap

Wrap and secure the narrow strap.



5. Ensure Fit

Knuckles should not be obstructed, and brace should fit snug. Trim straps if necessary.

INDICATIONS: Indicated for immobilization and support for Carpal Tunnel Syndrome, rehab and post-cast support.

CONTRAINDICATIONS: Contraindicated for unstable fractures of the wrist.

CAUTION: Activity modification and proper rehabilitation are an essential part of a safe treatment program. If any additional pain or other symptoms occur while using this device, discontinue use and seek medical attention.

CAUTION: This device is not intended to prevent injury, or reduce or eliminate the risk of re-injury.

CAUTION: This device has been developed for the indications listed above. Do not leave this device in a car on a hot day, or in any other place where the temperature may exceed 150°F (65°C) for any extended period of time. To avoid the risk of accident and possible injury to the patient, discontinue use if such an incident has occurred.

WARRANTY: This device is warranted to be free from defects in material and workmanship for a period of 90 days. This warranty applies to devices that have not been modified or subjected to misuse, abuse or neglect. This device is expressly subject to Bledsoe's Product Line Limited Warranty. Copies of this limited warranty can be obtained from your medical professional, via the Internet at www.BledsoeBrace.com, or by calling 1.888.BLED SOE (253.3763).



Council Directive 93/42/EEC
of 14 June 1993 concerning Medical devices

© 2010 Medical Technology Inc., d/b/a
Bledsoe Brace Systems All Rights Reserved
2601 Pinewood; Grand Prairie, Texas, 75051, USA
Toll Free Tel: 1.888.BLED SOE (253.3763)
Local: 972.647.0884 • Local Fax: 972.660.5495
www.BledsoeBrace.com

EUROPEAN AUTHORIZED REPRESENTATIVE



EMERGO EUROPE
Molenstraat 15
2513 BH, The Hague
The Netherlands
Tel: (+31) 70 345 8570
Fax: (+31) 70 346 7299