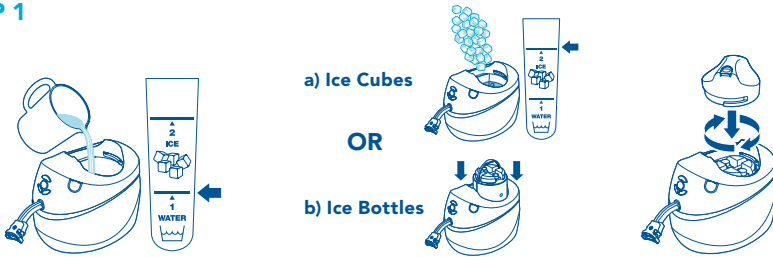
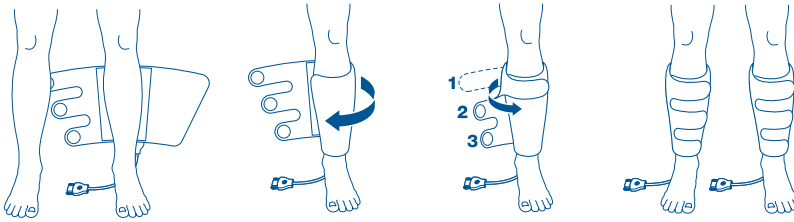


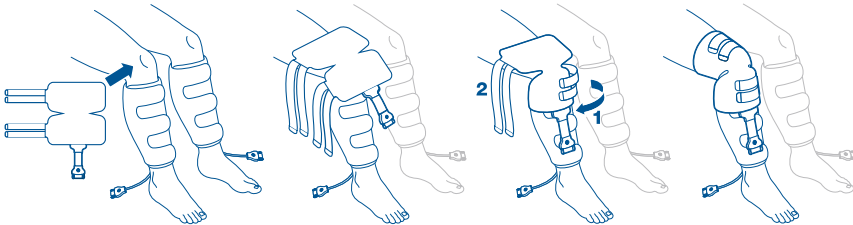
STEP 1



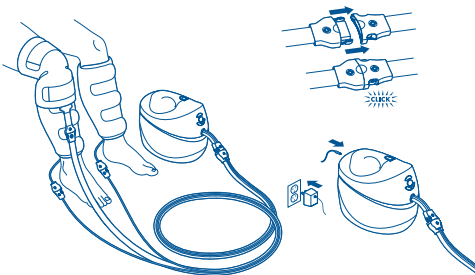
STEP 2 Apply Compression pads to the calves.



STEP 3 Apply Cold Compression pad. (Example knee)



STEP 4 Attach the Control Unit to the pads.



STEP 5 Starting treatment and selecting therapies.



Cothera VPULSE™. Innovative therapeutic solutions for the prevention of DVT.

The VPULSE System is designed to provide a unique combination of three vital rehabilitative therapies:

- Intermittent sequential compression therapy prevents hospital-acquired deep vein thrombosis (DVT) and pulmonary embolism (PE)
- Intermittent dynamic compression therapy reduces swelling
- Controlled cold therapy drives compliance while reducing pain and inflammation

Each treatment function is considered essential to effective post-operative rehabilitation and preventing complications. Continuity of care and compliance has never been so easy and accessible to patients.

Deep Vein Thrombosis (DVT)

Deep vein thrombosis (DVT) refers to the development of blood clots, or thrombi, within a deep vein. Typically it occurs in the thigh or calf and can develop after any major surgery. Symptoms may include pain, swelling and skin discoloration, or no signs at all. DVT risk is greatest between two and five days after surgery, with a second peak risk period occurring about 10 days after surgery—after the patient has been discharged. A consecutive pulmonary embolism, or PE, can occur when a clot breaks free and travels through the veins and lodges in the lungs. PE has been reported to occur in over one third of DVT patients and frequently causes sudden death.

Statistics

The National Center for Health Sciences estimates that DVT is an underlying cause of death in over 10,000 cases annually. Some estimates place the number of persons affected between 300,000 and 650,000, with as many as 100,000 annual deaths occurring within the U.S. Between 10 and 30 percent will die within one month of diagnosis, and one third will have a recurrence within 10 years. Survivors may have lasting ramifications and chronic respiratory and cardiovascular issues. Without either mechanical or pharmacological prevention, DVT with no obvious symptoms will develop in 40 to 60 percent of patients undergoing total hip and knee arthroplasty. Forty five to 80 percent of DVT-related events occur after a patient is discharged from the hospital.

These numbers suggest a very real need for prevention.

VPULSE™ and Healing Engineered™ are trademarks of Cothera, LLC. Patents pending.

5204 Tennyson Parkway Suite 100, Plano, TX USA • (855) 558-7700 • cothera.com