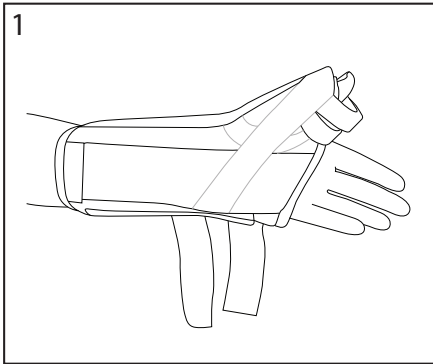


# Universal Wrist Lacer with Thumb Spica

## APPLICATION INSTRUCTIONS

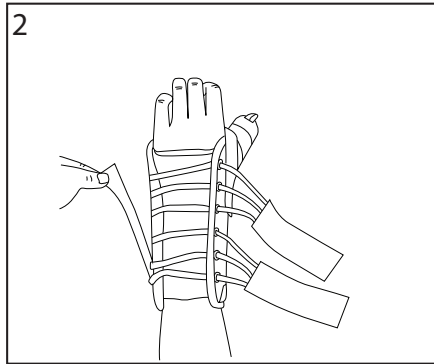
CP020253 Rev A 01/11

This device is offered for sale by or on the order of a physician or other qualified medical professional. This device is not intended for re-use on a second patient. This device is not intended to prevent injuries or reduce or eliminate the risk of injury.



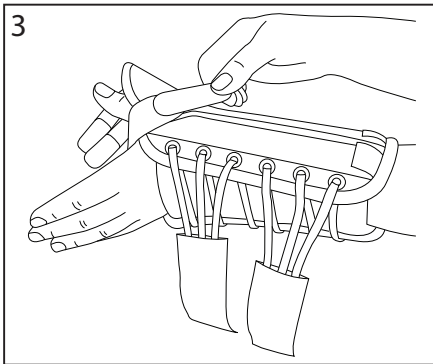
### 1. Position the Brace

Place hand in the brace making sure the palm stay is below the crease in the palm of the hand and the palmer pad is in the center of the palm.



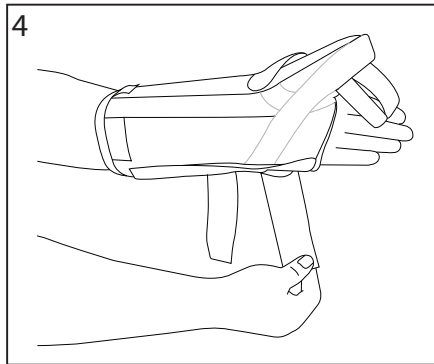
### 2. Adjust Ulnar Stay

The ulnar stay should be centered on the mid-line of the arm. To adjust, remove the ulnar stay and re-secure in desired position.



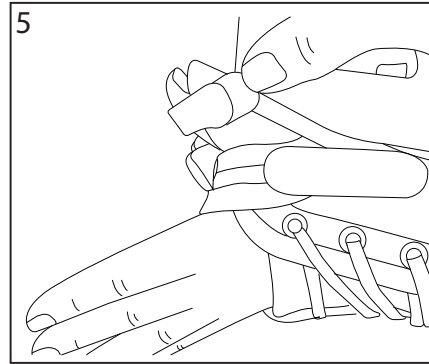
### 3. Secure Hand

While maintaining the brace position, pull and secure the narrow strap between the thumb and pointer finger.



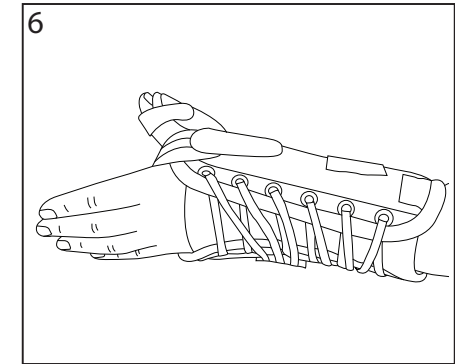
### 4. Tighten Laces

Starting with the strap closest to the wrist, tighten laces by pulling on the strap end. Wrap and secure the strap. Repeat for the forearm strap.



### 5. Secure Thumb

Pull and secure the two remaining straps around the thumb.



### 6. Ensure Fit

Knuckles should not be obstructed, and brace should fit snug. Trim straps if necessary.

**Indications:** Indicated for immobilization and support for Carpal Tunnel Syndrome, rehab and post-cast support.

**Contraindications:** Contraindicated for unstable fractures of the wrist.

**CAUTION:** Activity modification and proper rehabilitation are an essential part of a safe treatment program. If any additional pain or other symptoms occur while using this device, discontinue use and seek medical attention.

**CAUTION:** This device is not intended to prevent injury, or reduce or eliminate the risk of re-injury.

**CAUTION:** This device has been developed for the indications listed above. Do not leave this device in a car on a hot day, or in any other place where the temperature may exceed 150°F (65° C) for any extended period of time. To avoid the risk of accident and possible injury to the patient, discontinue use if such an incident has occurred.

**WARRANTY:** This device is warranted to be free from defects in material and workmanship for a period of 90 days. This warranty applies to devices that have not been modified or subjected to misuse, abuse or neglect. This device is expressly subject to Bledsoe's Product Line Limited Warranty. Copies of this limited warranty can be obtained from your medical professional, via the Internet at [www.BledsoeBrace.com](http://www.BledsoeBrace.com), or by calling 1.888.BLEDSOE (253.3763)



Council Directive 93/42/EE C  
of 14 June 1993 concerning Medical devices

© 2010 Medical Technology Inc., d/b/a  
Bledsoe Brace Systems All Rights Reserved  
2601 Pinewood, Grand Prairie, Texas 75051, USA  
Toll Free Tel: 1.888.BLEDSOE (253.3763)  
Local: 972.647.0884 • Local Fax: 972.660.5495  
[www.BledsoeBrace.com](http://www.BledsoeBrace.com)

EUROPEAN AUTHORIZED REPRESENTATIVE

EC REP

EMERGO EUROPE  
Molenstraat 15  
2513 BH, The Hague  
The Netherlands  
Tel: (+31) 70 345 8570  
Fax: (+31) 70 346 7299