



LO  
AND  
BEHOLD!



Seeing  
Is  
Believing!



# LO AND BEHOLD!



PREVIEW PROGRAM ONLY  
NOT FOR USE  
PLEASE PURCHASE

Seeing  
Is  
Believing!



# INDEX

INTRODUCTION AND INDEX.....1-4  
 THE CHRISTMAS DIRECTOR.....5-6  
 AT A GLANCE.....7-8  
 ADAPTATIONS.....9  
 CHRISTMAS MUSIC.....10  
 STAGE AND PROPS.....11  
 COSTUMES.....12-13  
 PUBLICITY.....14  
 TEACHERS.....15-16  
 JUST A WORD ABOUT MEMORIZATION.....17  
 MAIN CHARACTERS.....18-19  
 STAGING.....20

## LO AND BEHOLD...SEEING IS BELIEVING!

THE PRELUDE/THE PROCESSION.....21

**ACT 1: AND IT CAME TO PASS.....22-24**  
 LO AND BEHOLD INTRODUCTION.....25-26  
 NARRATOR: NO ROOM.....27  
 NURSERY: OUR WRAPPED GIFT.....28-29  
 PRESCHOOL: THERE'S A LAMB IN THIS MANGER.....30-31  
 KINDERGARTEN: GOOD NEWS.....32-33  
 LO AND BEHOLD/MARY AND JOSEPH.....34-35  
 INTERMISSION.....36

**ACT II: LOST IN BETHLEHEM.....37-38**  
 GRADES ONE AND TWO: HERE COME THE SHEPHERDS.....39-40  
 GRADES THREE AND FOUR: GOD'S GOT A PLAN.....41-42  
 GRADES FIVE AND SIX: STAR SHINE.....43-45  
 INTERMISSION.....46

**ACT III: SEEING IS BELIEVING.....47-48**  
 ADULTS: SIMEON AND ANNA/FIND US FAITHFUL.....49-50  
 TEENS: GOING HOME.....51-53  
 NARRATOR CONCLUSION.....54  
 AUDIENCE CONCLUSION.....55

SEEING IS BELIEVING PARTY.....56-57





## LO AND BEHOLD! ...Seeing Is Believing!



Meet Angel 'Lo' and Angel friend 'Behold'. Together they are Lo and Behold, two bumbling angels who get left behind after announcing the birth of Jesus to shepherds.

Their curious adventure becomes a glorious telling of the birth of Jesus, the Messiah, that children of all ages and their grown ups will enjoy.

How could two angels get left behind and what do they do to find their way back to Heaven? In the short time they remain on earth, they visit the stable in Bethlehem, interact with people who know the whole story and figure out how to get back to their angel homes in Heaven.

Gather your church family  
to discover God's exciting  
salvation plan  
that even angels long to know.



**“The prophets who told us this was coming asked a lot of questions about this gift of Life God was preparing.**

**The Messiah's Spirit let them in on some of it....**

**Do you realize how fortunate you are?**

**Angels would have given anything to be in on this!”**



1 Peter 1:12 TM  
**LO AND BEHOLD!**  
**...Seeing Is Believing!**

**LO AND BEHOLD** is an All church/school Christmas program. Feature folks of all ages from Nursery through Adults. Love to laugh? Need a reminder of what makes Christmas special? This is the Christmas program for you! Easy to prepare and...NO MEMORIZATION!

**LO AND BEHOLD** is rehearsed in small groups with their Sunday School teacher/leader. Gather the whole group for a final rehearsal and the program is ready to take to the stage.

**LO AND BEHOLD** is sprinkled with humor and inspiration, featuring two bumbling angels who get left behind after announcing the birth of Jesus to shepherds. How could two angels get left behind and how do they find their way back to Heaven? In the short time they remain on earth, they visit the stable in Bethlehem, interact with people who know the whole story and what are they going to do to get back to their angel homes in Heaven?

**LO AND BEHOLD** audience sings Christmas Carols. Special music performed by local talent is sprinkled throughout the event (as the music team desires) so everyone becomes part of the fun as Jesus' story unfolds on your stage.

**LO AND BEHOLD** concludes with a **Seeing Is Believing Christmas Party!** Decorate, serve delicious desserts or party sandwiches and play Christmas music. It become a lasting memory for everyone!

**COPYRIGHT**

Make as many copies as needed for local church use. Give interested folks our order form, mailing address, web site address: [www.cemlife.com](http://www.cemlife.com) and toll free telephone (888.236.5433). Your cooperation allows CLOSE ENCOUNTERS MINISTRIES to continue producing exciting, inspiring, positive Christian programs at low cost to churches across the nation and the world. Copyright-All Rights Reserved Protected.

## THE CHRISTMAS DIRECTOR

Organize a humorous, inspirational Christmas celebration. No age limits! Train teams who take charge of their individual segments.

Make program copies and assign segments to Sunday School classes, church committees, small groups of friends and willing individuals who agree to become part of "LO AND BEHOLD...Seeing Is Believing".



PREVIEW PROGRAM ONLY  
NOT FOR USE  
PLEASE PURCHASE

### FOLLOW DIRECTIONS

Ask team leaders to organize their small group complete with props and costumes. Be prepared to help but for the most part the leaders should handle their material. The result is a tremendous reminder of why Jesus entered our pitiful, little world. The story of Bethlehem is powerful and changes lives every time it is told.

### PREPARE YOUR HEART

For some church members, holiday programs presented you're your church compromise most, if not all, of their Christmas celebration. Do it for the Lord! Do it for those folks!

### ONE STEP AT A TIME

It is possible that you are thinking, "Why me? I cannot do this!" Put those feelings aside and dive into this appealing presentation of Christmas as experienced by two panicky, lost angels. They are having the adventure of eternity!

## DELEGATE

Sunday School teachers and group leaders become involved by preparing their group. Trust the staff to carry out their tasks.

## PRACTICE A POSITIVE APPROACH

It is worth extra effort in the midst of personal preparations, parties and travel to make Christmas sparkle.

Statements like, *"We can't do it"*, *"We never did it this way"*, or *"No one wants to do it"*, are inappropriate. If the Director's attitude is right, even the grouchiest saint responds cheerfully!

## PRAY!

Take details before the Lord and then-RELAX! God is in control. Carry out the tasks at hand.

## PLAN!

Make a program copy and mark areas requiring special attention. Adapt the material. Eliminate what cannot be used, divide parts and combine parts when necessary. Give teachers and participants copies of their segment in a colorful folder.

## PREPARE!

Hopefully you have ordered **Lo And Behold...Seeing Is Believing** with more than a month lead time. Assign responsibility for small group practice to each teacher/leader.

## NO MEMORIZATION!

Some churches enjoy memorization and others avoid it. Except for the youngest non readers, it is possible to read all parts. Memorization requires longer lead time and more intensive rehearsal.

**This is an ALL CHURCH Production!**

**Involve adults and readers, musicians and leaders.**

**Adapt the program to use available number of participants.**

## AT A GLANCE



This is a program sample. Insert Christmas Carols and Special Music wherever it is appropriate for your group. Consider the total time as you plan music options. Adapt segments depending on the number of participants. Eliminate or combine segments as needed.

PREVIEW PROGRAM ONLY  
NOT FOR USE

### ACT 1: AND IT CAME TO PASS....

CHRISTMAS STORY READER  
NARRATOR INTRODUCTION  
LO AND BEHOLD INTRODUCTION

Nursery: Our Wrapped Gift  
Preschool: Good News  
Kindergarten: There's A Lamb In The Manger!

CHRISTMAS CAROL/SPECIAL MUSIC

INTERMISSION: ANNOUNCEMENTS/OFFERING

7



## ACT 2: LOST IN BETHLEHEM

CHRISTMAS STORY READER  
NARRATOR INTRODUCTION

Grades One and Two: Here Come The Shepherds  
Grades Three and Four: God's Got A Plan!  
Grades Five and Six: Star Shine!

CHRISTMAS CAROL/SPECIAL MUSIC

## ACT 3: SEEING IS BELIEVING

Adults: Simeon And Anna~Find us Faithful!  
Teens: Going Home!

NARRATOR CONCLUSION

CHRISTMAS CAROLS  
CANDLE LIGHTING CEREMONY

IT'S TIME FOR A  
"SEEING IS BELIEVING" PARTY!





# ADAPTATIONS

## ‘Lo And Behold...Seeing Is Believing’

Adapt the program to fit your church needs. ‘Lo And Behold...Seeing Is Believing’ lasts between forty five minutes to one hour, depending upon carols and special music. The ‘Seeing Is Believing’ Party is not included in the time frame.

### Small Church

Remove segments requiring more people than available. Combine speaking parts. For a combined junior/senior high school class, eliminate one presentation and feature your favorite segment.

*OR, use the same few students to present both segments. Teens and adults are crucial to the small church presentation. Some people participate several times.*

### Medium Church

Adaptations take the form of personal preference. Choose segments you like best. The goal is to tell the Christmas story so don't leave out anything important!

### Large Church

Use as many people as possible. Organize snack makers, servers, prop masters, sound/lighting staff and others who make the program exciting.

### Seeing Is Believing Party

Ask an adult Sunday School class, women's group or group of friends to complete party plans. They decorate, plan and prepare food and clean up.

## CHRISTMAS MUSIC

Coordinate music with music director, organist/pianist. Choose favorite Christmas Carols or follow our suggestions. Include words in a printed program or on a screen.



### Carols

Sing traditional Christmas Carols. It may be fun to choose contemporary Christmas choruses from music your own and enjoy. The entire audience sings this music.

### New Music

CLOSE ENCOUNTERS MINISTRIES is pleased to present three original Christmas songs composed by Jonathan Miller, GLORY SOUND STUDIOS! Use the songs as desired (solo, group, audience).

Sheet music words only sheets and double channel CD (sample voice + accompaniment only tracks). Call 1-888-236-5433 or order from our website: [www.cemlife.com](http://www.cemlife.com) Listen to the songs in our online MUSIC catalog. This is an option for all groups desiring extra special music.


### Special Music

Feature local church talent. These musical options are NOT in the existing program. Choose music from your own collection. Consider time limitations during planning stages.

VOCAL SOLO  
VOCAL GROUP  
CHILDREN/ADULT CHOIR

INSTRUMENTAL ENSEMBLE  
HANDBELL/CHIME CHOIR  
INSTRUMENTAL SOLO

## STAGE AND PROPS



**Lo And Behold...Seeing Is Believing** is a unique presentation using a minimum of props and staging. Each small group carries personal props on stage.

### Set Up

Christmas trees, Nativity, twinkle lights, poinsettias and candles already in the sanctuary add to the festive atmosphere. Leave them in place.

### Staging

The stage should be set up as the stable scene in Bethlehem. Include manger, bench for Mary, animal figures, hay, lighting. On one side of the stage add a tall (according to comfort level) ladder for the angel 'Behold' to stand on while speaking.

### Seating

Reserve class/group seating. Assign assistants to sit with young children.

### Sound System

Place two or three microphone stands across the stage. If personal microphones are available, attach them to the angels 'Lo' and 'Behold'. Speakers must be heard clearly. This detail makes the difference between a frustrating experience and a delightful program.

### Lighting

Light the existing decorations in the sanctuary but keep the overhead lights off. Place small spot lights on the floor shining up at each microphone.

## COSTUMES

**Lo And Behold...Seeing Is Believing** requires simple costuming. When costuming a large group, ask each participant to prepare their attire. Parents of young students may be willing to supply necessary clothing. Follow specific directions for each program segment.

Small groups become the traditional characters so well loved in the Bethlehem story of Jesus' birth. Each group wears simple Holy Land costumes. Follow specific directions in the small group segments.



### Holy Land Pattern Suggestions

**Pillow Cases:** Cut a neck hole in the top of the pillowcase. Cut the front all the way up to the neck hole. Cut arm holes. This makes a long vest. Plaid or striped flannel pillowcases work well for little shepherds and wise men. Don't worry about hemming anything!

**Fabric:** Two wide fabric strips (one over each shoulder) crossed across the back and front, tied with a sash makes a great costume.

**Head Wraps:** A fabric square over the head with a wide ribbon or piece of cloth around the head makes a headpiece. Large scrunchies (like girls wear around pony tails) hold the fabric tightly.

**Bathrobes:** Purchase bathrobes at garage sales/resale shops. Use contrasting fabric for headdresses and sashes to complete the costume.

**Angels:** Use white cotton or silver lame/fabric. Angels may wear wings or remain wingless. Place gold or silver tinsel garland taped in a circle on each angel head. Tie tinsel around the waist for a sparkling angel belt. Angels may wear face/hair glitter for that "Extra Sparkle"! Bare feet or sandals work great.

## Student Ushers

Once everyone is costumed to perfection, recruit angels, shepherds and wise men ushers who distribute programs and help seat people.

Place students at each door and coach them to say, *"Welcome to Bethlehem. May I show you to your seat?"* Or, *"Where would you like to sit?"* It is an added personal touch that is much appreciated by many audience members.

Meet with ushers to explain how to greet guests, especially if students have never done this. Assign a team of two to a specific door.


## After The Show

Ask participants to remain in costume for the 'Seeing Is Believing' Party. They serve beverages, greet guests and wander through the party area while people eat and talk.



## Publicity

Publicize **Lo And Behold...Seeing Is Believing** through church communication channels. Announce it in the church newsletter, the weekly worship bulletin and from the pulpit.



### Church Bulletin And Newsletter

Place an announcement in November and December newsletters. If you plan the 'Seeing Is Believing' Party, let people know there will be a Christmas party, including food, following the program.

### Local Newspaper

Include an announcement with church holiday programming publicity. Talk to a reporter to see if a feature article is possible. Include pictures!

### Television And Radio

Advertise on your television cable channel. Radio stations often have free spots available as community service. It may be one more avenue of great publicity. Check it out!

### Christmas Card Invitations

Christmas Card invitations are effective for families who send their children to Sunday School but are not personally involved. Use real Christmas cards with invitations tucked inside.

## Teachers

### Pray! Prepare! Adapt! Present!



#### Involve As Many Students As Possible

More students than speaking parts? Divide existing parts. Less students than speaking parts? Combine existing parts. Use people of all ages! Assign specific people the tasks of holding visuals, carrying props and costuming.

#### Highlight Individual Parts

Do you desire to have students memorize speaking parts or read them? If reading, print scripts on white copy paper. Highlight individual parts using a colorful highlighter.

#### Practice With Your Small Group

Use the first few minutes of Sunday School class each week to practice and discuss costuming and props. Assign specific parts and tasks. Adapt the segment to fit your group. Use the people available by adjusting the parts to fit the size of the group.

#### Communicate With Parents

Let parents know when to have their children at rehearsals. Invite parents to attend the performance and be sure they know what their child must bring. Collect props and store them in the classroom.



More For Teachers ~  
**Your Leadership Is Valued!**

**Show Up With A Smile!**

Meet your small group. Dress in appropriate costumes, line up and enter the sanctuary as directed. Sit with your group in the designated area. Lead them on and off stage. Perform your speaking part with enthusiasm. Coach students quietly if they have problems. Stage fright is not uncommon!

**After the Program**

Stay for the 'Seeing Is Believing' Party. Collect props and materials before attending the party. Ask students to remain in costume. Mingle and enjoy the experience with your students and their families.

**If You Need Help**

The Christmas Director is available but you are responsible to have your group ready to participate. The program comes together with little formal large group rehearsal.

**Enjoy The Experience**

This is a once in a lifetime opportunity to touch the lives of children and grown ups. Take time to enjoy your small part of the bigger picture. The Bethlehem Story is classic and life changing. The spiritual experience is amazing!

16

## Just A Word About Memorization!

### To Memorize ~

Some churches love the process of rehearsal and memorization. If that is true in your situation, take the time to stage the program and memorize all parts! Consider longer lead time and more rehearsals.

### Or Not To Memorize ~

Throughout the program we mention that memorization is not necessary and that is true. This event is designed to be a full church, inter-generational experience. Base people organization on Sunday School groups but ask children, friends, older adults and people who may not normally participate. It makes the event so much more fun!

*If you have a limited amount of time to practice with your group, consider allowing the participants to carry their parts on stage and read them. Practice sufficiently in small group settings so that everyone is familiar with their part and can speak with enthusiasm even though reading it.*

Carry printed materials on stage in creative ways. Depending on which segments are being performed, scripts can be backed with colorful paper, decorated with appropriate images.

Shepherds: Sheep

Angels: Sparkling Glitter

Wise Men: Crowns, wrapped gifts

Main Characters: Brown paper wrinkled to look old

Or, just make copies of the segments that each person can hold on regular paper. After a few minutes, the audience does not notice and it does not affect the quality of the program at all.

Whatever presentation method you choose,  
this is a great Christmas experience. Have fun!

## Main Characters ~

### ‘Lo’ And ‘Behold’

Two cheerful people (*male and/or female*) portray our bumbling angels who get left behind after announcing Jesus’ birth to shepherds outside Bethlehem. They make their way to the little village, following the same instructions they gave the shepherds moments ago.

*What they discover in Bethlehem confirms in their angel hearts that Heavenly Father is indeed the loving God they always knew Him to be from the beginning of time. Along the way they have the adventure of an angel’s lifetime. Will they find their way Home to Heaven? Who do they meet on the journey? What do they learn about the Promised Messiah along the way?*

### Become A Bumbling Angel!

Filled with joyful enthusiasm, these two angel friends lead groups on and off the stage for each segment. As small groups tell the story of Jesus’ birth, ‘Lo’ and ‘Behold’ begin to understand God’s plan of salvation and why ‘angels rejoice over one soul who repents.’ Luke 15:10 Their understanding of the real meaning of Christmas is the foundation of the program.

*They are funny, sarcastic and totally clueless. They treat each small group with curiosity and kindness. Questions are asked and answered with humor. Life changes because the angels encounter people of good will in a tiny spot on earth where a Baby is born in obscurity.*

### What To Wear

Have fun being Heaven’s Angels. Dress in white caftans, with or without wings. Sandals or bare feet are appropriate. Purchase tinsel garland and make a circle to wear in hair as a halo. Wrap tinsel around waist as a flowing belt. Wear bright make up, pink cheeks and after spraying hair and face with hair spray, sprinkle with glitter.

**GLOWING!** Choose a method of angelic ‘glowing’ that can turn on and off. Twinkle lights inside costume or spotlights on the floor or flashlights beaming on costumes from the audience.



## Mary

Choose a teen or adult girl to portray Mary. Dress in simple Holy Land costume. Carry a real baby or a wrapped doll to portray Baby Jesus. Carry the script as needed to read speaking parts.

## Joseph

Choose a teen or adult guy to portray Joseph. Dress in simple Holy Land costume. Carry a long staff if available. Carry the script as needed to read speaking parts.

## Narrator

Choose one teen or adult (*male or female*) to narrate the story in modern clothing. This person will also guide special music people on and off stage much like a Master of Ceremonies. Read Narrator parts with cheerfulness and instill inspiration throughout the program.

**OPTION:** If you have an abundance of participants, assign Narrator parts to several different teens or adults.

## Christmas Story Reader

Choose a teen or adult to become the Christmas Story Reader. This person appears on stage to read portions of scripture from Luke 2, telling the story as it really happened at various points in the program. Use one reader or several readers as available. The Christmas Story Reader dresses in modern clothing.

**OPTION:** If you have an abundance of participants, assign Christmas Story Reader parts to several different teens or adults.

## Staging

The stage should be set up as the Bethlehem Stable.  
Keep props as simple as possible.

The area should include a manger, bench or stool for Mary, green plants, wooden items, pottery, pillows, woven blankets.

If available, life sized cardboard stable animals.

Light the stable with electric lights placed on the floor behind props to give a natural glow to the stage.  
Turn down overhead lights if possible.

## Special Props

**Ladder:** Place a tall, yet stable, ladder on one side of the stage. 'Behold' will be standing at the top of the ladder for some of the program so be sure it is safe.

*If the space you are using has a front balcony or choir loft, 'Behold' may speak from the balcony with an electric light shining up from the floor for a heavenly lighting effect.*

**Binoculars:** 'Behold' uses binoculars to try to see more clearly. If possible, use a pair with a neck strap for easier manipulation during the presentation. If binoculars are not available, 'Behold' may pretend to hold invisible binoculars.

**Road Maps:** Each angel may use an old road map as a backing to their scripts. It lends a little fun to their plight while being lost. If that is not possible, angels may hold the full scripts in their hands.

**Sound and Light:** Use the existing sound system with microphones, leave Christmas lights on and add low light from the floor.

# Lo And Behold ...Seeing Is Believing

## The Prelude

Church musicians (organ/piano/keyboard) play Christmas music as the audience gathers.

If using our original music, consider having the songs played to the audience hears the melodies and become familiar with the choruses.

## The Procession

Gather costumed participants in an outer room. Dim sanctuary lights. Existing holiday lights are left burning.

As participants file to their seats, the audience sings a Christmas Carol of your choice. The participants may sing the theme song if you have purchased it.



## Lo And Behold ...Seeing Is Believing

### ACT 1: And It Came To Pass...

### Christmas Story Reader


“And it came to pass in those days that a decree went out from Caesar Augustus that all the world should be registered. This census first took place while Quirinius was governing Syria. So all went to be registered, everyone to his own city.

Joseph also went up from Galilee, out of the city of Nazareth, into Judea, to the city of David, which is called Bethlehem, because he was of the house and lineage of David, to be registered with Mary, his betrothed wife, who was with child. So it was, that while they were there, the days were completed for her to be delivered. And she brought forth her firstborn Son and wrapped Him in swaddling cloths, and laid Him in a manger, because there was no room for them in the inn.”

~Luke 2:1-7 NKJV



## Narrator Introduction



*One person (male or female) becomes the Narrator. Dress in modern clothing. Stand center stage. Speak clearly and thoughtfully. If your group is blessed with a lot of people, consider assigning Narrator parts between several teens and adults.*

I've always wondered why the Bible says that Angels rejoice over the salvation of each lost sinner. "In the same way, I tell you, there is joy in the presence of the angels of God over one sinner who repents."

Luke 15:10

Just recently I've been pondering: Is it possible that the Book of Life, the book which holds the names of those in Jesus, isn't open to angels?

Is it possible that angels don't know which sinners "will become" saved, and therefore this gives reason to their great rejoicing in Heaven each time someone is saved? For the angels, just like us, each saved soul is like a gift from God that is unwrapped, a treasure to behold, a glorious example of God's majesty, mercy and grace.

My previous view was: "Of course the angels knew that guy was gonna be saved anyway, why are they rejoicing?" But now I think, "Wow! They had no idea! What a joyful moment for them!" This thought makes me just as joyful and all the more in awe of God as He displays His Glory!

We are about to meet two angels with a special problem. They are lost, really lost! How can an angel possibly get lost? Don't they have a built in GPS System? I think we are about to find out.



Our angels are named 'Lo' and 'Behold'. Do you find that strange? I do! One would think angels would be named more commonly like Michael or Gabriel or Jim or George or Jane or Clara...anything but 'Lo' and 'Behold'!

Who knows what went through the mind of our Creator when He named them. Maybe He had an inkling that these two angels were going to become a challenge along the pathway of human history.

Are you ready? Are you in a Bethlehem 'state of mind'? Well, ready or not, let's peek in on '*Lo And Behold...Seeing Is Believing*'!

PREVIEW PROGRAM ONLY  
NOT FOR USE  
PLEASE PURCHASE



## Lo And Behold Introduction

*Two angels enter the room from the rear. They are rushing and nervous. They trip over their own feet and bump into each other as they hurry to center stage.*



**Behold:** Lo, I'm telling you for the last time, get out of my way.

**Lo:** If I lose you, I'll never get back to Heaven. Don't go so fast!

**Behold:** Hang on! *(Hold hands and jump onto the stage together.)* See? We made it safely.

**Lo:** Barely! *(Looking around the stable)* Where are we anyway?

**Behold:** We are exactly where we told the shepherds to go. I'm sure I got it right. Do you see any signs?

**Lo:** Behold, if you ask me for a 'sign' one more time, I'm gonna kick you. There are no signs. Just figure it out for yourself.

**Behold:** Okay, we flew from Heaven with the rest of the choir, right?

**Lo:** Right.

**Behold:** We stood next to God's angel while the glory of God blazed all around us, right?

**Lo:** Right.

**Behold:** The angel said, "Don't be afraid. I'm here to announce a great and joyful event that is meant for everybody, world wide", right?

**Lo:** Well, loosely translated, Right.

**Behold:** Loosely translated! Will you stop kidding around? We're in real trouble here. You know the way back to Heaven, right?

**Lo:** Right.

**Behold:** Turn right?

**Lo:** Left.

**Behold:** Turn left?

**Lo:** We GOT left...you know, left behind.

**Behold:** (*Shaking head*) I cannot believe I got left behind with the likes of you. Do you ever use that brain for anything but a halo rack?

**Lo:** Let's not get personal, buddy. You weren't so great on that hill either. You could have followed the choir but, no-o, you had to take one more look at that little lamb in the far corner of the field. By then, everyone was gone and we were left behind.

**Behold:** Blaming me is not going to get us back to Heaven. We have to figure out what's really going on here tonight. I followed the directions. The Lord's angel said, "A Savior has just been born in David's town, a Savior who is Messiah and Master. This is what you're looking for: a baby wrapped in a blanket and lying in a manger."

**Lo:** Yep, that's it. I heard it too. David's Town. That's Bethlehem and we're in the middle of Bethlehem. A baby in a manger, wrapped in a blanket. It looks like we're in a stable so all we have to do is find a baby with a blanket.

**Behold:** Look around but be quiet about it. We don't want to blow our cover. If people find out we're angels, there's big trouble. No glowing. Promise me you won't 'glow'.

**Lo:** I'm not promising anything. I 'glow' when I'm happy and sad and mostly I 'glow' when I'm lost! And in case you hadn't noticed, I'M LOST!


**Behold:** Sssh, somebody is coming. Quick! Hide!

**Lo:** Oh dear, I feel a 'glow' coming on. Wait for me!

**HIDE IN PLAIN SIGHT ON STAGE.**

26

## Narrator: No Room



While 'Lo' and 'Behold' are glowing and finding a place to hide, let me remind you that not all was going well in Bethlehem. Mary and Joseph traveled far to sign the 'nose count' that Old Caesar Augustus demanded. So did everyone else in the world!

When our little couple arrived in Bethlehem, they were surprised that 'No Room' signs were posted everywhere. Some of the most tragic words ever written are found in Luke's story about the first Christmas. "There was no room for them in the inn." There was room for business people, tax collectors, travelers and tourists but no room for sweet Mary and brave Joseph and the baby about to be born, Jesus.

The one event that was to shape the universe caused little excitement in Bethlehem. No one was interested in the birth of a tiny baby born in a dirty stable. I can't think of one person who was looking for God's promised Savior. The business people were too busy figuring out their next bargain prices for the huge crowds in the market place.

Young Mary didn't have clean white sheets or a midwife to help her. No doctors or nurses. She had moo-ing cows and bleating goats. There was no crib for her baby boy.

Let's meet a few of the people who took notice of our little family. Don't forget that Heaven was watching every detail. Even a couple of bumbling angels ...

**Lo and Behold:** *(In Unison)* Hey! We can hear you!

**Narrator:** ...can't miss this message.



## Nursery Our Wrapped Gift

**Mary with Baby Jesus** leads Nursery children (Birth-Age 3) slowly down the center aisle. They are dressed in simple Holy Land costume and are carried or led by parents or teacher/helpers. Divide 'grown up' parts (one or more) between helpers.

**Prop:** Wrap a large paper heart in a flat gift wrap package with a large bow on top.

**Mary:** Now dear children, you must be very quiet because the baby is sleeping! He needs His rest and so do I.

Group gathers around Mary and Baby as she places Him in the manger.

**Grown Up #1:** Everybody look! It's a baby! Can you say "Happy Birthday, Jesus"?

**Nursery Group:** (In Unison) Happy Birthday Jesus!

**Grown Up #2:** Let's sing "Happy Birthday" to Jesus.

Happy Birthday to you.  
Happy Birthday to you.  
Happy Birthday, Dear Jesus.  
Happy Birthday to you.  
(May be sung a capella)

**Mary:** Thank you so much. Someday I will tell Jesus about the day He was born in Bethlehem. Your song will become part of our story.

**Grown Up #3:** We noticed Baby Jesus is wrapped. I think they are called 'swaddling cloths'. In fact, He looks like a wrapped gift. A gift to the world. God's Son. The Messiah. The shepherds said the angels told them to look for a baby wrapped in swaddling cloths (*wrapped like a gift*), lying in a manger. And here you are!

**Mary:** Jesus is the only wrapped gift I will ever need. Thank you so much for coming to see us in the Bethlehem stable today.

**Grown Up #4:** We have one more gift to give Baby Jesus. Our littlest children have wrapped a gift just for Him.

*Choose one or two older nursery children to hold the gift and then present it to Mary, who opens it on stage.*

**Mary:** Thank you! What could it be? (*Open gift*) Why it's a beautiful heart. Is this YOUR heart? I cannot think of a better wrapped gift to give to our 'Wrapped Gift'. We will treasure it always.

**Grown Up #5:** Children, say goodbye to Jesus in our special way. He will learn to say "Shalom" which means hello, goodbye and peace. Let's say it as we tiptoe to our places.

**Nursery Group:** (*In Unison*) Shalom!

**LEAD CHILDREN TO THEIR SEATS IN THE AUDIENCE  
OR BACK TO THEIR PARENTS AS DESIRED.**

## Preschool

### There's A Lamb In This Manger!

*Teacher and Preschool students (ages 4-Pre K 5) dress in Holy Land costume. They carry a few stuffed lambs or cardboard sheep.*

**Teacher:** We made it! This must be the place the angels described. Let's see. We're in Bethlehem!

**Students:** *(In Unison)* Check!

**Teacher:** There's a baby!

**Students:** *(In Unison)* Check!

**Teacher:** The baby is wrapped in swaddling clothes.

**Students:** *(In Unison)* Check!

**Teacher:** The baby is lying in a manger.

**Students:** *(In Unison)* Check!

**Teacher:** Remind me again...what did the angel say?

**OPTION:** Teach students to say the words in unison with teacher/helper assistance.

**Student #1:** "Fear not!"

**Student #2:** "I bring you good tidings of great joy,

**Student #3:** "To all people.

**Student #4:** "For unto you is born this day in the City of David....

**Student #5:** "A Savior, which is Christ the Lord."

**Teacher:** Ah yes, that's right. "And this shall be a sign unto you; You will find the babe wrapped in swaddling clothes, lying in a manger."

Yep, we're in the right place. Look at this stable. It's the only place left in Bethlehem where anyone can get a moment of peace and quiet.

**Students:** *(In Unison)* There's a Lamb in the manger!

**Teacher:** *(Looking into the manger)* No, there's a baby in the manger. The lambs are in the field and here on the stable floor.

**Students:** *(In Unison)* There's a Lamb in the manger!

**Student #4:** There is a Lamb in the manger. Look for yourself.

**Teacher:** *(Looking again....)* Well, look at that. There IS a Lamb in the manger.

"Behold the Lamb of God, who takes away the sin of the world."

John 1:29

*Kindergarten Students Sing this version of*

*'Mary Had A Little Lamb':*

*(No accompaniment needed)*

PREVIEW PROGRAM ONLY  
NOT FOR USE  
PLEASE PURCHASE

Mary had a little Lamb, little Lamb, little Lamb.  
Mary had a little Lamb and His name was Jesus.

She wrapped Him up in swaddling clothes,  
Swaddling clothes, Swaddling clothes.

Come dear angel blow your horn, blow your horn,  
Blow your horn. Come dear angel blow your horn  
See our Mary's Little Lamb!

Mary had a little Lamb, little Lamb, little Lamb.  
Mary had a little Lamb and His name was Jesus.

**THE GROUP LEAVES THE STAGE.**



## Kindergarten Good News

*Joseph and kindergarten students walk together down the center aisle to meet Mary and Baby Jesus on stage. Children are dressed in simple Holy Land costumes. Teachers/helpers accompany this group and help with the unison speaking parts and the song.*



**Joseph:** Follow me, children. There are two very special people I want you to see. Meet Mary, my dear wife, and Jesus. He's the baby in the manger! Isn't He cute?

**Kindergarten Group:** *(In Unison)* Oooo-Aahhh!

**Joseph:** I'm glad to see you agree. *(Bowing)* I am Joseph and God has given me the best news the world has ever heard.

**Kindergarten Group:** *(In Unison)* Jesus is born!

**Joseph:** How did you hear our good news? Did those angels on the hillside tell you? They are such chatterboxes.

**Lo and Behold:** *(In Unison from their hiding place)* Hey! We can hear you.

**Joseph:** I heard more good news too. I heard you are going to sing a little song for Jesus.

*Kindergarten students sing this little Christmas song set to the melody of 'Silent Night'. Church pianist plays the song quietly while children sing. Sing as many verses as desired. If another song is appropriate and available and easy to teach, substitute your personal choice.*

**Option:** Put these words on large screen or insert in printed program so audience can sing along.

## Hushaby

(Tune: *Silent Night*)

Hushaby, hushaby  
Christmas stars are in the sky;  
Sweet the bells of Christmas Eve,  
Babies, each a kiss receive;  
Hushaby, good-night,  
Hushaby, good-night!

Lullaby, lullaby,  
Babies in their cradles lie;  
Everyone in white is gowned,  
Hush, make not a single sound!  
Lullaby, good-night,  
Lullaby, good-night!

Rockaby, rockaby,  
Christmas day draweth nigh;  
Quiet now the tiny feet,  
Baby sleeps so still and sweet,  
Sweetest dreams, good-night,  
Sweetest dreams, good-night!

**Joseph:** We thank you humble for your gift of song. Look! The baby is sleeping. You have been true friends on this night of joy and wonder. Farewell. Go in peace and never forget what you have seen here on this night.

**Kindergarten Group:** (*Whisper In Unison*) Farewell! Shalom!

**JOSEPH REMAINS ON STAGE WITH MARY.  
WAVE QUIETLY AS THE GROUP LEAVES THE STAGE.**

## Lo And Behold Mary And Joseph

*Lo and Behold tiptoe out of hiding and interact with Mary and Joseph from center stage and higher ladder or balcony.*

**Behold:** I must find a way out of here. Lo, I'm going to climb as close to Heaven as I can and see if I can find our stairway. Want to come with me? *(Climb to higher spot and look around with binoculars.)*

**Lo:** *(Looking up the ladder/balcony...)* Nah, there's a reason Heavenly Father named me 'Lo'. I like to keep my feet on the ground. You go up there and look around. Let me know what you 'behold' and I'll keep Mary and Joseph company.

**Mary:** Shalom! And you are....?

**Lo:** *(Off handed....)* Fear not! I'm an angel and my name is 'Lo'!

**Joseph:** Sure you are! Actually, anything can happen so I half believe you, but just to be absolutely certain...Prove it!

**Lo:** *(Shouting up to 'Behold'...)* Hey, Behold! Joseph wants us to prove we're angels. Any ideas on how to do that?

**Behold:** *(Looking with binoculars, Shouting down to 'Lo'....)* Why don't you 'glow' for him. That should do it.

**Lo:** *(To Joseph...)* Wanna see me glow?

**Joseph:** *(Looking 'Lo' up and down....)* Yes, I would like to see you glow. *(To Mary....)* Sweetheart, you just watch the baby and stay out of the way. There are all kinds of 'crazies' out tonight.

**Mary:** I think he may be telling you the truth, Joseph. Did God send more angels to protect us on this night of nights?

**Lo:** Well, Heavenly Father did send a ga-zillion angels but that's not exactly why we're here. Sadly, we're lost, really lost. Let us formally introduce ourselves; *(bowing....)* I already said "Fear not" right? I am 'Lo' and that is my flying partner, 'Behold'. We sang 'Glory to God in the highest and peace to all the men and women on earth who please Him."

**Behold:** *(Shouting down....)* Loosely translated!

**Lo:** Loosely translated. Now, let's get to this business of glowing. Are you ready?

**Joseph:** *(Steps in front of Mary in protective stance....)* Ready! Glow whenever you feel the need.

**Lo:** *(Squeezes eyes shut, lifts arms in the air and...glows!)*

## ENCOURAGE AUDIENCE TO APPLAUD LO'S EFFORT!

**Behold:** *(To audience....)* Oh, don't encourage him. He glows so much we call him 'firefly' back Home in Heaven!

**Lo:** *(Wiping brow....)* Whew! Did you see me glow? Do you believe us?

**Mary:** Meet our Messiah, God's Promise and our Savior. Would you like to hold the baby, Lo? After all, you've come a long way to celebrate His birth. Come! I trust you. Watch His little head.

**Lo:** *(Holding baby carefully....)* Look at me, Behold. I'm holding Baby Jesus, God's Son! It is such an honor to kiss His little face. *(Kiss.)*

**Behold:** Give the baby back to Mary and Joseph and find a spot to hide. Somebody's coming. Hurry up! I'll stay where I am. *(Continue watching through binoculars.)*

**LO HIDES AS THE PROGRAM CONTINUES.**


35

Intermission

SPECIAL MUSIC

CHRISTMAS CAROL

PREVIEW PROGRAM ONLY  
NOT FOR SALE  
PLEASE PURCHASE



ANNOUNCEMENTS

COLLECT OFFERING

36

## ACT II: Lost In Bethlehem

### Christmas Story Reader

“So it was, when the angels had gone away from them into heaven, that the shepherds said to one another, “Let us now go to Bethlehem and see this thing that has come to pass, which the Lord has made known to us.”


And they came with haste and found Mary and Joseph, and the Babe lying in a manger. Now when they had seen Him, they made widely known the saying which was told them concerning this Child.

And all those who heard it marveled at those things which were told them by the shepherds. But Mary kept all these things and pondered them in her heart. Then the shepherds returned, glorifying and praising God for all the things that they had heard and seen, as it was told them.”

~ Luke 2:15-20



## Narrator Introduction



Meanwhile, back in Bethlehem, our angels 'Lo' and 'Behold' are still lost. Do you ever feel that way? If you could only find your way home, all would be well. Sometimes Christmas brings out the happiest and the saddest feelings about home and how to get there.

Mary and Joseph are about to be surprised by a parade of curious visitors in their rustic 'home away from home'. Who knew they were in Bethlehem? Who knew the baby of the ages was born? Who knew God was involved? We may be surprised to discover 'who knew'.

The first Christmas worship service was conducted outdoors. On the Bethlehem hills, shepherds huddled around a fire and tried to stay awake. The little band of weary shepherds had followed the same routine for countless generations. These poor outcasts had no reason to expect that this night would be different from any other but they did not consider encountering the God of Great Surprises!

The 'good tidings of great joy' about Christ's birth echoed across the skies. The angel of the Lord shouted the good news to those lowly shepherds. Why there? Why not appear in Jerusalem's majestic temple? Why not show up in the bedroom of the High Priest or to the Scribes who knew how to write the story? God speaks to listeners who are prepared in their hearts.

The shepherds didn't walk to Bethlehem's stable. They ran! Those humble men were filled with wonder and laughter and joy and couldn't shut up. Once they saw Jesus, they told everyone they saw what happened!

We left 'Lo' hiding in the stable and 'Behold' hanging onto a high spot searching for the stairway to Heaven. Let's find out what happens.

## Grades One And Two Lo And Behold, Here Come The Shepherds!



*Dress students as shepherds in simple Holy Land costumes. They may carry stuffed lambs or cardboard lambs. They enter from the back of the room, running along all the aisles, shouting and excited!*

***Divide speaking parts between available students.***

**Lo:** *(Standing at bottom of ladder/balcony..Whispering...)* Behold! Are you still up there? What do you see? What's going on?

**Behold:** *(Looking up with binoculars...)* Stars, sky, clouds, raindrops...might be a storm coming in. Wow! There is the brightest star shining over Bethlehem tonight. I don't remember seeing that one before! Oh-oh!

**Lo:** What oh-oh? What's going on?

**Behold:** Get out of the way! Here come the shepherds! Watch out! They're just about at the stable now.

**GRADE ONE AND TWO SHEPHERDS COME RUNNING INTO THE ROOM FROM ALL DIRECTIONS. KEEP EXCITEMENT GOING WITH MUCH JUMPING UP AND DOWN.**

**SHOUTING:** We saw angels! You won't believe it! Messiah has come! Angels! Angels! Angels!

**Lo:** *(Standing center stage, holds up hand as if to stop them with authority...)* Fear Not! I said, Fear Not! I repeat, Fear Not! Oh never mind. What's going on?

**Student #1:** Christ is born! Angels told us.



**Student #2:** Just a few minutes ago...on the hillside!

**Student #3:** They were HUGE! Angels! Bunches of them!

**Student #4:** All of them singing and singing!

**Student #5:** The glory of the Lord shone all around us! We saw it with our own eyes!

**Lo:** You don't have to convince me. I believe you. Did you see that one Angel of the Lord who said....

**Student #6:** We heard him with our own ears, "Fear not: for, behold, I bring you good tidings of great joy, which shall be to all people.

**Student #7:** For unto you is born this day in the city of David a Savior, which is Christ the Lord.

**Lo:** Uh-huh, uh-huh and what else did he say?

**Student #8:** He said we would find the baby wrapped in swaddling clothes, lying in a manger.

**Lo:** So you came to the stable. Smart choice. Take a look.

**Shepherds:** *(Gather around the manger and look at the baby. Some shepherds get on knees. Say together....)* Ahhhh, It is true. It's our Messiah!

**SHEPHERDS REMAIN KNEELING IN PLACE THROUGHOUT THIS PORTION OF THE PROGRAM. MOVE TO ONE SIDE AS NEEDED.**

**Behold:** *(Looking afar with binoculars....)* Lo, get over here. I think we have a way home. I see angels...lots of them...coming this way. Get ready to fly!

## Grades Three and Four God's Got A Plan!



*Dress students as angels in simple angel costumes. They enter the back of the room, calmly gliding slowly along the aisle in pairs of two.*

***Divide speaking parts between available students.***

**OPTION:** *If one or more students have roller skates or tennis shoes with built in skates, consider allowing them to 'roll down the aisle' to give a gliding effect to the costume.*

Behold: *(Waving. Calling down....)* Hey! Thanks for coming back for us. We have been so lost. We just want to come home to Heaven. That was some show up on the hillside! Wow! I was impressed and I was one of the singers!

**Angel #1:** *(Seriously....)* Sshh, there is a sleeping baby present.

**Lo:** *(Calling up....)* Yeah, Behold. Be quiet. Don't you see the sleeping baby? Let me handle this.

**Angel #2:** We know what you have been up to Lo and Behold. Heavenly Father wants to speak to you when you get Home.

**Lo:** Oops! Are we in trouble?

**Angel #3:** What do you think? On this night of all nights you two bumbling angels forget your place and get left behind.

**Lo:** *(Calling up....)*Uh, Behold! I take that back. I'll let YOU handle this.

**Angel #4:** No need. All is forgiven. Isn't it always? We are here to encourage Mary and Joseph and get a peek at Jesus, God's Only Son. What a wonderful gift to God's creation!

**Angel #5:** I always knew God had a plan...a big plan.

Behold: That's it. God's Got A Plan! What's the plan? Did we miss the meeting about God's plan?

Angel #6: *"For God so loved the world that He gave His only begotten Son, that whosoever believes in Him shall not perish but shall have eternal life."* (John 3:16)

Lo: *(Sniffing....)* Those are the most beautiful words I have ever heard. If seeing is believing, I believe. I want to accept Jesus, God's Son, as MY Savior.

Angel #7: God's plan is not for you, Lo, or for Behold or for any of us angels. This is a unique plan meant only for God's human creation on earth.

Angel #8: The shepherds see and believe God's Plan. They will tell this Bethlehem story wherever they go.


Behold: Can we come Home with you now?

Angel #9: Not yet, Behold. You have more to learn and there are more guests arriving. We'll watch over you and all these dear earth creatures until Heavenly Father gives us the signal to fly!

**ALL ANGELS REMAIN ON STAGE.  
STAND QUIETLY  
AT THE BACK OF THE STABLE SCENE.  
SOME ANGELS LIFT THEIR ARMS (WINGS)  
IN PROTECTIVE WAY OVER THE SCENE.**

42

## Grades Five And Six Star Shine!



*Dress students as wealthy wise men in flowing costumes with crowns. Use every student even if there are many more than three. They enter from the back of the room, calmly, carrying gifts. Divide speaking parts between available students.*

Lo: Disgusting! I cannot believe we are caught between Heaven and Earth. How did we ever lose our way?

Behold: *(Looking afar with binoculars....)* It's your fault, Lo. Traveling has never been my thing. I trusted you.

Lo: Well, maybe if I had a star to guide me...like that one.... *(Point up in the air).* I was flying on pluck and courage alone. Now you've gone too far and hurt my feelings.

Behold: Sorry, Lo. I'm just a little testy right now. By the way, you might want to get out of the way. There appears to be another group of travelers heading in your direction.

**Student Wise Men walk from the rear of the room.  
Walk regally, face forward in pairs.  
Each Wise Man, no matter how many,  
carries a box, pottery vase or metal vase  
as a gift offering.**

Wise Man #1: *(To Joseph....)* Shalom! We have traveled from the East to visit the newborn king. You have done well and are truly a man of God.

Wise Man #2: Our journey was long and dangerous. Do you know King Herod wants to harm this sweet baby boy? We were guided

safely by the bright star which now rests over this humble stable.

Wise Man #3: Want to know my favorite part of the journey? It was the star. That star has been shining since we left home! It shines so bright that it keeps me awake at night. Shine, shine, shine! That's all that thing does. Made an impression on me for sure.

Wise Man #4: Shhh, we all know how much you like that star. We have discussed it for hundreds of miles. This is not the time to talk. Just listen.

Wise Man #3: This is the PERFECT time to talk about it. Without that star we would have been lost long ago. It led us directly to this place. Can you imagine dropping off our gifts to the wrong baby in the wrong stable?

Wise Man #5: That is highly unlikely. We are very 'wise' men. We would have found our way. Getting lost was NEVER in the plan.

**EVERYONE ON STAGE TURNS AND LOOKS AT LO WHO SHRUGS AND SHAKES HEAD.**

Wise Man #3: *(Based on "Star Shine" lyrics by Sarah Brightman)*  
As you can imagine, I had a lot of time to reflect (get it? Reflect!) while bouncing along on that camel. I wrote a poem you might like. I'll add it to my gift for the newborn king.

Good morning star shine,  
The earth says hello.  
You twinkle above us  
We twinkle below.

Good morning star shine,  
You lead us along--  
My friends and me as we sing  
To our newborn king.

Good morning star shine  
There's love in your skies

Reflecting the Son Light  
In my Father's eyes.

Wise Man #6: Very nicely said. It is our studied opinion that Joseph, Mary and Jesus are going to need our gifts to sustain life during the next few years. Avoiding an evil king can get expensive. Please accept our gifts in the manner with which they are given.

Wise Man #7: *(Bowing and laying gift in front of the manger)* I present the gift of Gold. This precious metal has earthly value to keep you sustained on your long journey. Gold represents Jesus' Kingship.

Wise Man #8: *(Bowing and laying gift in front of the manger)* I present the gift of Frankincense. It is the perfume used to honor and pay homage to God, the Father and Creator of us all.

Wise Man #9: *(Bowing and laying gift in front of the manger)* I present the gift of Myrrh. It is a strange perfume to give a young boy. Trust us. This represents His death and we honor the deep meaning.

Wise Man #10: All of our gifts are considered the MOST valuable treasures a merchant can possess and all are worth their weight in gold. We bow before the King of Kings and Lord of Lords.

Wise Man #11: "For the Lord God omnipotent reigneth. The kingdom of this world is become the kingdom of our Lord, and of His Christ...And He shall reign for ever and ever." *(From Handel's 'Hallelujah Chorus)*

Wise Men spread across the front staging area  
and bow before the manger, backs to audience.  
All students remain in place until the end of Act II.

SPECIAL MUSIC  
CHRISTMAS CAROL



PREVIEW PROGRAM ONLY  
NOT FOR USE  
PLEASE PURCHASE

MARY, JOSEPH,  
SHEPHERDS, ANGELS, WISE MEN  
LEAVE THE STAGE  
AND RETURN TO THEIR SEATS.

THE STABLE REMAINS EMPTY.

## ACT III: Seeing Is Believing!

### Christmas Story Reader

*(Stand in the middle of the Stable)*

From Luke 2: 20-35: “And the shepherds returned, glorifying and praising God for all the things that they had heard and seen, as it was told unto them.

...And when the days of her purification...were accomplished, Mary and Joseph brought Him to Jerusalem, to present him to the Lord; ...

...And, behold, there was a man in Jerusalem, whose name was Simeon; and the same man was just and devout, waiting for the consolation of Israel: and the Holy Spirit was upon him. And it was revealed by the Holy Spirit that he should not see death before he had seen the Lord’s Christ.


And Simeon came by the Spirit into the temple: and when his parents, brought in the child Jesus....then he took him up in his arms and blessed God and said, ‘Lord, You let Your servant depart in peace, according to Thy word: For mine eyes have seen Thy salvation, which Thou prepared before the face of all people; A light to lighten the Gentiles and the glory of Thy people Israel.’

...And Simeon blessed them and said to Mary his mother, ‘Behold, this child is set for the fall and rising again of many in Israel and for a sign which shall be spoken against...that the thoughts of many hearts may be revealed.’”





## Narrator Introduction



What a night! What a story! What hope for all of us who know that seeing is believing. Sometimes the most real things in the world are the things we can't see and 'not seeing, yet believing' is faith!

One more person saw and believed. She wasn't wealthy or important. In fact she was poor, old and a widow. Anna was important to God. She was gifted with special wisdom and insight.

People recognized Anna as the woman they saw praying and fasting in the Temple, year after year, the one who radiated love and joy. Some of them knew Anna was a widow and that her loss had deepened her faith in God's promises. The Redeemer of Israel had come at last! This was no ordinary message, but Anna was no ordinary messenger.

Anna recognized that this tiny baby named Jesus was the long awaited Messiah. Her heart jumped inside her; God's promise was at last being fulfilled! The Deliverer had been sent! And God allowed Anna to see the Savior before she died. Luke says *"coming in that instant, she gave thanks to the Lord, and spoke of him to all those who looked for redemption in Jerusalem"* (2:38).

Anna's was really happy. People must have been surprised, and even doubtful, when she proclaimed God's message, especially when she said the Messiah was this poor peasant child. Anna lived in a time when a woman's testimony was not even allowed in a court of law.

Because she chose to trust God, Anna fulfilled the special purpose for her life. Her obedience placed her in the right place, at the right time, with a spirit sensitive to God's leading. Anna had the honor of being one of the first evangelists recorded in Scripture, one who gladly proclaimed the Good News of the promised King!

## Simeon And Anna Find Us Faithful!



*Choose two elderly people (or two people acting as if they are elderly) to portray these quiet heroes of the faith. Dressed in Holy Land costume these two sit together on the edge of the stage or on a bench placed in front of the stable. 'Lo' and 'Behold' stand quietly behind them, listening to their conversation.*

**Simeon:** Ah, my dear friend Anna. It was quite a day in the temple yesterday. I am so glad you were there to behold the glory of God.

**Anna:** You have truly been a dear friend to me, Simeon. All those years we spent in the Temple and finally we saw Him. Messiah! I can hardly keep the tears from flowing.

**Simeon:** Come now, old woman. This is not a time for tears. It is a time for joy. God promised each of us we would see His salvation with our own eyes. Not only have WE seen God's salvation but also it's now out in the open for everyone to see!

**Anna:** We are free Simeon.

**Simeon:** *(Thoughtfully...)* Yes, I know. We are free.

**Anna:** You really know what I mean?

**Simeon:** While I was still blessing Mary and Joseph and Jesus, The Holy Spirit reminded me of the promise that I would not die until I saw Messiah. The Spirit whispered that I am now free to go to the Father who created me. My purpose has been fulfilled.

**Anna:** It is the same for me, friend. Eighty four years old and I feel like a young girl beginning new adventures in life. I am excited to close my eyes on earth and waken in Heaven. I have been faithful. God will be faithful to me. He will be faithful to you too, Simeon. May He ever find us faithful.

**OPTION:** It is possible to download and print the sheet music to the song "Find Us Faithful" often sung by Steve Green, written by Jon Mohr at [www.musicnotes.com](http://www.musicnotes.com)

*The two elderly actors may sing this dramatic song effectively in thin, warbling voices representing those who have actually lived the life of faith in Christ or use two singers standing in the background while Simeon and Anna sit together quietly with the angels guarding them.*

Or, play the [www.youtube.com](http://www.youtube.com) version on large screen at this point!

## FIND US FAITHFUL

*(Lyrics)*

We're pilgrims on the journey  
Of the narrow road

And those who've gone before us line the way  
Cheering on the faithful, encouraging the weary  
Their lives a stirring testament to God's sustaining grace

Surrounded by so great a cloud of witnesses  
Let us run the race not only for the prize  
But as those who've gone before us  
Let us leave to those behind us  
The heritage of faithfulness passed on through godly lives

CHORUS:

Oh may all who come behind us find us faithful  
May the fire of our devotion light their way  
May the footprints that we leave  
Lead them to believe  
And the lives we live inspire them to obey

Oh may all who come behind us find us faithful

After all our hopes and dreams have come and gone  
And our children sift through all we've left behind  
May the clues that they discover and the memories they uncover  
Become the light that leads them to the road we each must find

REPEAT CHORUS

Oh may all who come behind us find us faithful  
Oh may all who come behind us find us faithful

50

## Lo And Behold With Teens Going Home!



*Lo and Behold continue to stand behind Simeon and Anna. Observing their quiet faith, they are inspired to think about future human generations. Teens dress in modern clothing.*

*This segment can be performed by two teens or more.*

*Divide speaking parts between available students.*

**Behold:** I wish angels had the power to look into the future. What do you think people in the future will do with God's Only Son?

**Lo:** Oh, I suppose they will question the events of this night. Some will believe. Some will be faithful. Humans tend to be quite skeptical but God's Spirit has a way of making Himself known. God has always had a people you know.

Teens enter laughing, jostling, kidding.  
As they approach the stable,  
they walk around it's emptiness  
and look at the manger,  
touch the items and get very quiet.

**Student #1:** Where are we?

**Student #2:** I thought we were going to the movies. This doesn't seem right at all.

**Student #3:** It's ....a stable! Like the one in Bethlehem. You know, the night Jesus was born. And those people! They don't belong in our town? They dress funny and they are, well...old!

**Student #4:** *(To the angels....)* Who ARE you?

**Lo:** I'm 'Lo' and this is my friend 'Behold'. *(Hold up one hand with great authority....)* Fear not! We are angels sent from God.

**Student #5:** Uh-huh, right. Angels. It could happen.

All teens laugh as if the messengers  
are not telling the truth.

Simeon and Anna get up slowly  
and walk back the center aisle silently,  
bent over as older people.

**Student #6:** Where are THEY going?

**Behold:** *(Thoughtfully....)* I think they are going Home.

**Lo:** Home! *(Begins to follow Simeon and Anna. Calling back....)* Come on, Behold! It's time to be going Home! I know the way now. We can follow Simeon and Anna. They know the way too.

**Behold:** Young ones, you are on your own. Jesus, the Messiah has been born. It happened right here in this old stable. He lived and died for you! That's all I have time to tell you. Lo! Wait for me! *(Runs after Lo and Simeon and Anna.)*

**Student #7:** Angels! They really ARE angels. Did they say their names were 'Lo' and 'Behold'?

**Student #8:** Jesus said, "I will not leave you comfortless: I will come to you. Lo, I am with you always even unto the end of the world." Could that be why the angel is named 'Lo'?

**Student #9:** Jesus said, "Behold the Lamb of God, which takes away the sin of the world." (John 1:29) Did we just get a reminder of God's plan for all of us by meeting 'Behold'? Maybe we really ARE standing in the very stable where Jesus was born.

**Student #10:** The angels said they were 'going Home'. Do you suppose they meant 'Home' as in Heaven?

**Student #11:** I love Christmas but I never think of a dark stable. I like Christmas food and Christmas presents and Christmas people and...NO SCHOOL! This stable is empty now but not long ago a very special baby was born here.


**Student #12:** I know that baby. It was Jesus! I sometimes think of Christmas and Heaven as old people stuff.

**Student #13:** Well the folks who came to this stable certainly fulfilled their God-given assignments. When they get home to Heaven they will hear what I want to hear; "Well done, good and faithful servant". (Matthew 25:21) That's the only compliment that matters.

**Student #14:** I wonder...What are we going to wish we had done one second after we arrive in God's presence? Maybe Christmas is the best time to think about it. Maybe a stable is the place to start.

**EXIT QUIETLY AND THOUGHTFULLY.**

## Narrator Conclusion



'One second after we arrive in God's presence' ...what an interesting thought. Will Christmas be just a bunch of warm, fuzzy memories or will we bow before the Lord and say, "I knew it was true! I believed!"

'Lo' and 'Behold' might have been a couple of bumbling, lost angels but deep inside they knew they would find their way home. Heavenly Father would never let them be lost from His presence. Heaven has always been the home of angels and Heaven is our home too.

It reminds me of something Peter said. This grown up friend of Jesus was thinking about Jesus as the Gift of Life. He said, "The prophets who told us *the birth of Jesus, the Messiah* was coming, asked a lot of questions about this Gift of Life that God was preparing. The Messiah's Spirit let them in on some of it...Do you realize how fortunate you are? Angels would have given anything to be in on this!"

From I Peter 1:12 TM

What a wonderful Savior we humans have in Mary's Lamb, the Son of God born that first Christmas.

Well, with a bit of humor in our presentation, you have discovered what 'might have been' one night over 2000 years ago in a little village in Bethlehem.

"Believe in the Lord Jesus Christ and you will be saved." (Acts 16:31)

As they say, "Seeing is Believing". Do YOU believe?

**EXIT**

54

## Audience Conclusion

Sing a favorite selection  
of Christmas Carols.



Ask the pastor  
to lead an inspiring  
Candle Lighting Ceremony.

Close In Prayer.

Dismiss audience to the  
'Seeing Is Believing' Party!



## Seeing Is Believing Party!



Assign party planning to one small group. This may be a few men and women hand picked for this purpose or an adult Sunday School class or women's group.

Offer delicious food, background Christmas music and casual fellowship.

### Preparations Before Party Day

**Menu:** Plan the menu. A pleasant option may be to ask people to bring their favorite Christmas dessert to share. Provide a variety of beverages.

If this is a Sunday morning event, consider serving a Continental Breakfast complete with doughnuts, orange juice, coffee and tea.

**Seating:** Decide the best arrangement for seating depending upon the size of the anticipated gathering. Position tables and chairs and serve buffet style with guests standing and moving around the room to chat. Place a few chairs in small circles throughout the area for small group conversation.

**Music:** Fill the room with Christmas music. This could be live music performed by local church musicians or favorite CD performances.

**Centerpieces:** Cover tables as desired. Christmas centerpieces should be featured on each table.

*Gather a collection of nativity pieces and scatter them on the tables. Since each table will have different pieces, encourage the guests to walk from table to table to enjoy each small vignette.*

## Preparations On Party Day

Decorate the serving table and guest tables. Plug in the coffee pot and put tea water on the stove to boil while the program is in progress. Set out desserts, cream and sugar. Make your favorite Christmas Punch and place on a nearby serving table.

## During The Party

Assign people to cut and serve desserts, pour beverages and refill creamers and sugar bowls as needed. Greet guests cordially as they come through the serving line. Move about the group to be sure everyone feels welcome. Find seats for those who may not be familiar with your church. Introduce people. Enjoy the program participants as they mingle with the guests.

## After The Party

Don't forget the party is not over until clean up is complete. Ask everyone to help with dishes, removing tables and chairs and sweeping the area clean.

**Go Home To Keep Christmas With Your Family  
Knowing you have been a good and faithful servant!**

