

**ALL I WANT  
FOR CHRISTMAS  
...IS JESUS!**

PREVIEW PROGRAM ONLY  
NOT FOR USE  
PLEASE PURCHASE

**SUNDAY SCHOOL  
CHRISTMAS PROGRAM  
WITH  
“CELEBRATE THE SEASON” PARTY**



# ALL I WANT FOR CHRISTMAS ...IS JESUS!



Introduction.....1  
 Christmas Director...Make A Memory!.....2-3  
 At A Glance.....4-5  
 Adapting The Program To Fit Your Church.....6  
 Christmas Music!.....7  
 Stage And Props.....8  
 Costumes.....9-10  
 Publicity.....11  
 Teachers!.....12-13  
 The Characters.....14-16  
 The Procession.....17  
 Narrator Opening.....18  
 Holly Berry's Opening.....19  
 Nursery-Who Are These People?.....20-21  
 Preschool-Where's The Baby?.....22-23  
 Kindergarten-Something's About To Happen.....24-25  
 Narrator.....26  
 Grades One And Two-Heavenly Customers.....27-28  
 Star Of The Street.....29-30  
 Grades Three And Four-Bathrobes And Shepherds.....31-32  
 Grades Five And Six-Perfume, Jewelry And...Pets.....33-34  
 Narrator.....35  
 Grades Seven-Nine-Robbers In Holly Berry's Store!.....36-38  
 Grades Ten-Twelve-God's Grandmas!.....39-41  
 It's All About The Baby!.....42  
 Nativity Set Speaks!.....43  
 Conclusion.....44  
 The Best Gift Party!.....45-46

PREVIEW PROGRAM ONLY  
NOT FOR USE  
PLEASE PURCHASE



## ALL I WANT FOR CHRISTMAS ...IS JESUS!



**ALL I WANT FOR CHRISTMAS** is an easy-to-prepare Sunday School Christmas Celebration. Feature children, teens and adults in separate small groups to create a wonderful remembrance of that Bethlehem night so long ago when Jesus was born.

**ALL I WANT FOR CHRISTMAS** is rehearsed during Sunday School time by separate small groups under the leadership of their teacher. Gather the whole group for a final dress rehearsal and this Christmas celebration is set to go!

**ALL I WANT FOR CHRISTMAS** is a forty-five minute presentation sprinkled with humor, inspiration and the re-telling of the night Jesus was born. Our exhausted Holly Berry is a frazzled shop owner. It is Christmas Eve and the last thing on her mind is the real meaning of Christmas.

**ALL I WANT FOR CHRISTMAS** involves the audience singing Christmas Carols. Teach three new Christmas songs written by Jonathan Miller, GLORY SOUND STUDIOS to the participants. Add a few special musical pieces performed by local talent to complete the program's musical portion.

**ALL I WANT FOR CHRISTMAS** concludes with an all church **THE BEST GIFT** Party. Serve snacks, play Christmas music and enjoy each other.

### COPYRIGHT INFORMATION

Make as many copies as needed for local church use. Give interested folks our order form, mailing address, web site address: [www.cemlife.com](http://www.cemlife.com) and toll free telephone (1-888-236-5433). Your cooperation allows CLOSE ENCOUNTERS MINISTRIES to continue producing exciting, inspiring, positive Christian programs at low cost to churches across the nation and the world. Copyright-All Rights Reserved Protected.



## CHRISTMAS DIRECTOR MAKE A MEMORY!



**Lead your church into an awesome celebration of the night Jesus was born.** Mold a variety of small groups into a well organized Christmas team! Make copies and assign individual program sections to Sunday School classes, church committees, small groups of friends and individuals who agree to become part of the event.

**Follow our easy directions.** Ask small group leaders to organize their group complete with props or costumes suggested for their segment. Be prepared to help the teachers/leaders but for the most part they should be able to handle their material. The result will be a wonderful presentation of Jesus' birth.

**Prepare your heart.** For some of your church members, holiday programs presented by your local church comprise most, if not all, of their Christmas celebration. Do it for those folks!

**One Step At A Time.** It is very possible that as you read this you are thinking, *"Why me? I cannot do this!"* Put those feelings aside and dive into this charming presentation of Christmas as seen through the eyes of a harried, cynical shopkeeper with a minimum of hassle. May your holiday be blessed by this special touch of Jesus' birthday story.



**DELEGATE.** Sunday School teachers and small group leaders become involved in preparing their small groups for the program. Teachers may also be involved with speaking parts. Trust the staff to carry out their tasks. Never apologize when asking people to help.

**PRACTICE A POSITIVE APPROACH.** Christmas is always busy but also fun, exciting and meaningful. It is worth extra effort in the midst of personal family preparations, party going and travel. Simple preparations will be appreciated by everyone. Statements like *"We can't do it"*, *"We never did it this way"*, or *"No one wants to do it"*, have no place in this event. If the Christmas Director's attitude is right, even the grouchiest saint responds cheerfully!

**PRAY!** Pray for the staff, students and set-up. Take all details before the Lord and then—RELAX! God is in control. You carry out the tasks at hand.

**PLAN!** Read this workbook, make a personal copy and mark areas requiring special attention. List details you will handle personally. Give teachers and participants copies of their segment. It's a nice organizational touch to place each small group's section in a colorful folder.

**PREPARE!** Hopefully you have ordered **ALL I WANT FOR CHRISTMAS...IS JESUS** with more than one month lead time. Copy materials for individual classes and assign responsibility for small group practice to each teacher. Some churches enjoy memorization and others avoid it. Except for the youngest non readers, it is possible to read all parts. If you desire memorization, lead time must be longer and more intensive rehearsal is essential.

**THIS IS AN ALL CHURCH PRODUCTION!**  
**INVOLVE ADULTS AS READERS, MUSICIANS AND LEADERS.**  
**ADAPT PROGRAM TO USE AVAILABLE NUMBER OF PARTICIPANTS.**





# AT A GLANCE

## ALL I WANT FOR CHRISTMAS...IS JESUS!

*Insert Christmas Carols and Special Music wherever it is appropriate for your individual program. Consider the total program time as you plan music options.*

PRELUDE  
PROCESSION

NARRATOR OPENING  
HOLLY BERRY'S OPENING

NURSERY  
WHO ARE THESE PEOPLE?

PRESCHOOL  
WHERE'S THE BABY?

KINDERGARTEN  
SOMETHING'S ABOUT TO HAPPEN!

CHRISTMAS CAROL:  
SPECIAL MUSIC:  
NARRATOR SPEAKS

GRADES ONE AND TWO  
HEAVENLY CUSTOMERS





HOLLY AND STREET PERSON

STAR OF THE STREET

GRADES THREE AND FOUR

BATHROBES AND SHEPHERDS!

GRADES FIVE AND SIX

PERFUME, JEWELRY AND...PETS!

GRADES SEVEN-NINE

ROBBERS IN HOLLY BERRY'S STORE!

GRADES TEN-TWELVE

GOD'S GRANDMAS!

HOLLY, NATIVITY

IT'S ALL ABOUT THE BABY!

CONCLUSION

NARRATOR

CHRISTMAS CAROLS

CANDLE LIGHT CEREMONY

THE BEST GIFT PARTY!



## ADAPTING THE PROGRAM TO FIT YOUR CHURCH



*Preview and adapt the program to fit the needs of your local church. ALL I WANT FOR CHRISTMAS is designed to last forty five minutes to one hour, depending upon time required for special music inserted as desired. THE BEST GIFT Party is not included in this time frame.*

### SMALL CHURCH

If your church is small (10-20) participants, consider removing sections that require more people than available. Or, combine speaking parts so fewer people are needed for performance. For a combined junior and senior high school class, eliminate one presentation and feature the vignette you like best. Or, use the same students to present both sections. Adults are crucial to the small church presentation. Ask a variety of teens and adults to participate. Some people may participate several times.

### MEDIUM CHURCH

Adaptations take the form of personal preference. Choose presentations you personally like the best and eliminate the rest. The goal is to tell the Christmas story so don't leave out anything important to the story!

### LARGE CHURCH

Organize speakers, snack makers, servers, prop masters, sound and lighting staff and others who can make the program exciting. Use as many people as possible.

### THE BEST GIFT PARTY

Ask one adult Sunday School class or the Women's Group or a group of friends to take complete responsibility for the party. They decorate, plan and prepare food and arrange for clean up.






## CHRISTMAS MUSIC!

*Coordinate music with the church music director, organist and pianist. Choose Christmas Carols to be sung by participants and the audience. Include hymn book page numbers in a printed program or use words on a screen.*

### CAROLS

Traditional Christmas Carols are suggested throughout the program. If desired, change the carols to fit the needs of your local congregation. If your Sunday School has an established Sunday School Opening, practice carols for three to four weeks prior to performance. Choose a few contemporary Christmas choruses.



### NEW SONGS!

**CLOSE ENCOUNTERS MINISTRIES** is pleased to present original Christmas songs composed by **Jonathan Miller** for **GLORY SOUND STUDIOS!** Sheet music for piano and Double Channel CD (sample voice + accompaniment only) available! Call CEM 1-888-236-5433 or see website: [www.cemlife.com](http://www.cemlife.com) for more information.

### OPTIONAL: SPECIAL MUSIC

Sprinkle special music throughout the event featuring local church and community talent. These musical options are NOT in the existing program and may be inserted where desired. Option: Choose one or more of the GLORY SOUND STUDIOS collection to use as featured specials. Think about time limitations in planning stages.

VOCAL SOLO  
VOCAL GROUP (DUET-TRIO-QUARTET)  
CHILDREN'S CHOIR-ADULT CHOIR  
INSTRUMENTAL SOLO  
INSTRUMENTAL ENSEMBLE



## HANDBELL/CHIME CHOIR

# STAGE AND PROPS

**ALL I WANT FOR CHRISTMAS...IS JESUS** is a unique presentation of the Bethlehem story using a minimum of props and staging. Each small group carries personal props on and off stage as needed.

**SET UP.** The church sanctuary will be decorated for Christmas. Christmas trees, Nativity scene, twinkle lights, poinsettias, candles and other displays add to the festive atmosphere. Leave all items in place.



**STAGING.** All activities take place in a small Christmas Shop. Keep staging simple. The audience will see the meaning behind streamlined staging.

**SIGN:** HOLLY BERRY'S CHRISTMAS SHOPPE!  
~TO GIVE THE BERRY BEST!

One small counter table, stage left  
One simple book shelf with items "for sale" on it, center stage  
Living Nativity Set, stage right—with an empty manger

**SEATING.** Reserve seating for classes and teachers before the audience enters the program area. Make bows or rope off saved rows. **OPTION:** Assign assistants to sit with younger children.

**SOUND SYSTEM.** Use the existing sound system to its' best advantage. Place one or more microphones within easy reach of participants. Students must be heard clearly as they speak. This detail will make the difference between a frustrating experience and a delightful program for the listeners.

**LIGHTING.** Turn off normal lighting and overhead sanctuary lights. Light Christmas trees, candles and other mood lighting. Place small spot lights on the floor if desired.



## COSTUMES



*This program calls for a variety of simple costumes. Some people dress in Holy Land costume, others dress in modern day dress and others wear garments appropriate to their character. When costuming a large group, one solution is to ask each participant to prepare their attire. Parents of young students may be willing to supply the necessary gear. Not every group needs to be costumed. Follow the specific directions for each segment.*

## PATTERN SUGGESTIONS

*The **Living Nativity Set** may need costume help. Make shepherd staffs from cardboard, tree limbs or dowel rods. Make use of bathrobes, sandals, sheets, long T-Shirts with rope belts, bare feet, simple caftans and colorful head wraps. Sparkling fabric draped on wise men looks dramatic. Some jewelry may be worn.*

**Pillow Cases:** For small children, cut a neck hole in the top of the pillowcase. Cut up the front to the neck hole. Cut armholes in the sides. This makes a long, vest type costume. Sometimes plaid or striped flannel pillowcases are available and work great for shepherds and wise men.

**Fabric:** Two wide strips of fabric (one over each shoulder) crossed across the back and front of the person, tied with a sash makes a great costume.

**Head Wraps:** A square of fabric over the head with a wide ribbon or piece of cloth around the top of the head makes a headpiece. If you make large scrunchies (like girls wear around pony tails) and put them over the square fabric round the head, it holds the fabric tightly.

**Bathrobes:** Purchase bathrobes at garage sales and resale shops. Wrap the robes in front. Use contrasting fabric for headdresses and sashes to complete the costume.



**Angels:** Dress angels in white cotton or silver lame' found in most fabric stores. Angels may wear cardboard wings or remain wingless. Place gold or silver tinsel garland taped in a circle on each angel head. Tie tinsel around the waist for a sparkling angel belt. Angels may wear face and hair glitter for that "extra sparkle"!

## CHILD USHERS

*Once everyone is costumed to perfection, recruit a few angels, shepherds and wise men as ushers who hand out programs and seat people before the performance.*

Involve a variety of ages. Place children at each door and coach them to say, "Welcome to 'All I Want For Christmas...Is Jesus'. May I show you to your seat?" Or, "Where would you like to sit?" It is an added personal touch that is much appreciated by older members of the audience.

Meet with the ushers to explain how to greet guests, especially if children are asked to participate in this special assignment. Assign each person a specific door.

After the program, ask participants to remain in costume at THE BEST GIFT Party. They serve beverages, greet guests and wander through the area while people eat and talk.



## PUBLICITY



*Publicize ALL I WANT FOR CHRISTMAS...IS JESUS through all normal church communication channels. Announce it in the church newsletter, the weekly worship bulletin and from the pulpit.*

### CHURCH BULLETIN AND NEWSLETTER

Inform the congregation about this special Christmas event. Print an announcement in November and December newsletters. If you plan THE BEST GIFT party, let people know there will be enjoyable Christian fellowship including food following the program.

### LOCAL NEWSPAPER

Include an announcement along with other holiday programming publicity. Talk to a reporter and photographer to see if a feature article is possible.

### TELEVISION AND RADIO

Consider advertising on your local television cable advertising channel. Radio stations often have free spots available as community service. Check it out! It may be one more avenue of great publicity!

### CHRISTMAS CARD INVITATIONS

Send family invitations home with students. This is effective for families who send their children to your Sunday School but are not involved. Use real Christmas cards with invitations tucked inside.



## TEACHERS! PRAY! PREPARE! PRESENT!

ADAPT THIS PROGRAM TO FIT THE NEEDS OF YOUR GROUP



### INVOLVE AS MANY STUDENTS AS POSSIBLE

If you have more students than speaking parts, divide the existing parts so more people can be involved. If you have less students than parts, allow the available people to say two or three parts. Assign specific jobs of holding visuals, carrying props and dress in costume to specific people.

### HIGHLIGHT INDIVIDUAL PARTS

Decide if your students will memorize their speaking parts or read them. If scripture verses are spoken, all students can memorize them and say the verse in unison. If your students read their parts, back the copies with colorful construction paper, glitter and Christmas stickers. Performance copies must remain in good shape.

### PRACTICE WITH YOUR CLASS

Rehearse in the weeks before the program. Use the first few minutes of each Sunday School class to practice and discuss costuming and props. Assign specific tasks and remind them often. Adapt the segment you are assigned fit your small group. Make changes as needed.

### COMMUNICATE WITH PARENTS

Let parents know when to have their children at formal rehearsals and the performance. Invite them to attend and be sure they know what props or costuming their child is responsible to bring. It may be a good idea to collect items and store them in the classroom before performance day.





## **THE CHRISTMAS DIRECTOR WILL APPRECIATE YOUR LEADERSHIP! SHOW UP WITH A SMILE AND HELPFUL ATTITUDE!**

Meet your class for the Processional. Dress in appropriate costumes in a back room, line up according to specific instructions and enter the sanctuary as directed. Sit with your class in the designated area. Lead them on and off stage. Perform your own speaking part with enthusiasm. Coach students quietly if they have problems speaking their parts. Stage fright is not uncommon!

## **AFTER THE PROGRAM**

Plan to stay for **THE BEST GIFT** Party. Collect props and program materials before your students attend the party. Ask students who are in costume to remain as they are for the gathering. Mingle with party goers and enjoy the experience with your students and their families.

## **IF YOU NEED HELP**

The Christmas Director is available if you need help but you will be responsible to have your students ready to participate. The program will come together at the last moment with little formal large group rehearsal.

## **ENJOY THE EXPERIENCE**

This is a once in a lifetime opportunity to touch the lives of children and adults. Take time to enjoy your small part of the bigger picture. The Bethlehem Story is classic and life changing. The spiritual experience is amazing!





## THE NARRATOR

Become a “Rod Serling–Twilight Zone” styled character who comments on the unusual Christmas Eve incidents and how these people may change the shopkeeper. This character can be male or female of any age.

**Do not memorize!** Carry script inside a newspaper. Rehearse each part several times to become as familiar as possible with the wording and order of program. Have fun being the “campy” Narrator and bring the audience along on a fun journey.

## HOLLY BERRY SHOPKEEPER

Our main character, Holly, is the owner/shopkeeper of a busy Christmas Shop on Christmas Eve. She can be played by an older teen or adult of any age. She is a non-believer, harried, cynical and exhausted.

**Do not memorize!** Place script on the shop “counter” and/or carry it on a clipboard. Read each part aloud several times to become as familiar as possible with the wording and order of program. Have fun being Holly Berry. She changes as the program proceeds and as she witnesses strange events in her shop. Wear a full apron with a pencil behind one ear. Carry a key ring with jangling keys.



## LIVING NATIVITY SET

A specifically chosen mixture of children/teens/adults (*see list below*) dress as characters in the traditional Bethlehem scene. These people are on stage for the entire program. They carry scripts to read at the appropriate time.



**Do not move and do not speak...until spoken to!**

Eight people including two additional make up the traditional scene. Each person remains as still as possible. Don't even move an eyelash! Omit Baby Jesus until the end of the program!

The only on stage props are a small seat for Mary and an empty manger for the baby. If desired, make cardboard animals. Cut out and paint. Place in front of the characters.

1. MARY
2. JOSEPH
3. SHEPHERDS (1-3)
4. WISE MAN (1-3)
5. INNKEEPER
6. ANGEL
7. GOD'S GRANDMAS (2)
8. BABY (REAL OR WRAPPED DOLL)



## CUSTOMERS



Groups of customers enter the store dressed in winter coats, hats, gloves, boots or appropriate outer wear for your geographical area. These groups may be made up of Sunday School classes or may be teams of people specifically grouped by the Director. For ease of use, this program is organized by Sunday School class ages from Nursery-Adults.

*Change, omit, insert, adapt or adjust the performance segments to fit your group. The adaptations depend on the available number of participants. No memorization necessary.*

These segments can be done with as little as two participants which is great news for small churches!

## SINGERS/MUSICIANS

Sprinkle special musical numbers throughout the program. Work privately to choose Christmas music that particular people can perform. Special music may be performed as part of the scene so dress as Carolers singing or playing instruments on a street corner or just inside "the store". Special music is not included with this script. Choose music as desired.



## THE PROCESSION



Gather **ALL I WANT FOR CHRISTMAS..IS JESUS** participants in an outer room before the program begins. Dim sanctuary lights. Existing holiday lights are left burning. Leave stage lights and spotlights shining so people can read their speaking parts.

## PRELUDE

Ask church instrumentalists (*organ/piano/keyboard*) to play bright, cheery Christmas music as the audience gathers for the program.

## PROCESSION

**When participants are ready, music should stop completely.** People enter from all doors wearing their appropriate program clothing. As they enter, everyone should be talking, laughing, pushing each other and calling out "*Merry Christmas*", "*And to you*", "*See you in church*", "*Is your shopping done?*", "*Hey, where have you been?*", "*Did you bake your cookies?*". Any appropriate holiday greeting works that friends would normally call out while walking down a city street. They take their time and stop to shake hands, hug and give cheerful greetings along the way.

Once everyone is at their designated seating area and quiet, the program begins with the Narrator who has trailed along behind the last group and ends up standing center stage to open the program.

**THE LIVING NATIVITY TAKES THEIR PLACE ON STAGE AND STANDS ABSOLUTELY STILL, APPEARING TO GAZE UPON A BABY IN A MANGER—BUT, THE MANGER IS EMPTY.**



## NARRATOR OPENING

*Speak seriously in an all knowing Rod Serling from "Twilight Zone" voice. Lean against one wall or stand casually wearing overcoat, scarf and hat.*



**NARRATOR:** *(Speaking to audience...No smiling.)*

Submitted for your approval, a small town filled with cheerful Christmas shoppers. They are people from all walks of life and from all age groups. Some shoppers appear to be happy in their shopping frenzy and others kick along with the demeanor of a lost soul.

What is it the shoppers seek? What do they want for Christmas? Do they know what they need for Christmas? Will you detect before they discover for themselves the importance of the season?

**HOLLY BERRY WALKS ON STAGE ALONE**, rearranging items on a shelf, sweeping, dusting, adjusting, sighing, looking at watch as Narrator introduces her.

**NARRATOR:** Again...Submitted for your approval; One business woman-Holly Berry, owner, shopkeeper of Holly Berry's Christmas Shop. Ms. Berry is not one to keep quiet about her feelings or her attitudes especially when she's tired.

It is Christmas Eve. One hour until closing. It has been a busy retail season and the Christmas Shop has been filled with customers for days. Our Ms. Berry has been on her feet all day working hard to make everyone in town pleased with gifts purchased at her specialty shop. The end is in sight. Soon she will return to her small apartment, trim her table top tree and prepare a cold sandwich.

Not that she minds. Holly Berry is not a Christian. She does not believe in the Bethlehem story. You know, the story about Baby Jesus, God's Son, born in a stable and destined to become the Savior of the World. Holly Berry is content to ignore the friendly greetings, sparkling presents and all the rest of the hustle-bustle of the season. You see, all she wants for Christmas is to be left alone!

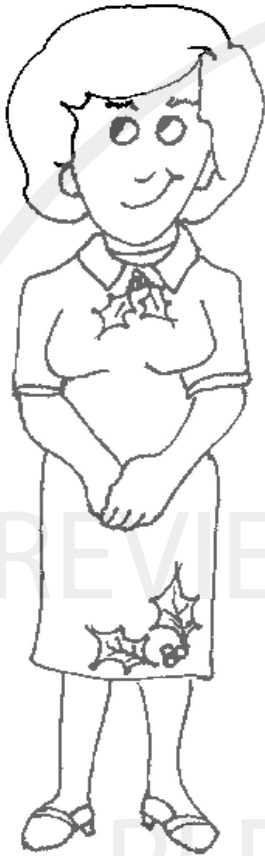
**EXIT**





## HOLLY BERRY'S OPENING

*Dressed in full apron, carrying boxes or store items, appear to be disheveled and exhausted. Holly's main attitude is testy, critical and unbelieving.*



**HOLLY:** One hour until closing. I can hardly wait to lock that door. I can't stand one more cheerful, smiling customer shouting "Merry Christmas" in my face. The money is great but sometimes I wonder if running this Christmas Shop is worth any amount of money.

If I could have any Christmas wish, it would be for people to just leave me alone. Let them go about their silly celebrations and 'Happy Birthday Jesus' parties. I've done my bit for the year. Haven't I plastered a smile on my face every day and said, "Merry Christmas" right back in their faces? Haven't I wrapped a *ba-zillion* presents and tied a *ja-zillion* red bows?

*(Dusting Live Nativity set....)* Why, I even bought these life size manikins, lugged them up from the basement and displayed them so people could *oo* and *aahh* over them. If I do say so myself, it was a clever plan to get customers in the door. Everyone in town wants to have their picture taken with my Nativity Set. Too bad, the Baby Jesus never showed up. Well, an empty manger isn't the worst thing to happen in the great scheme of things. Just one more hour and I can forget all this. All I Want For Christmas...is to be left alone!

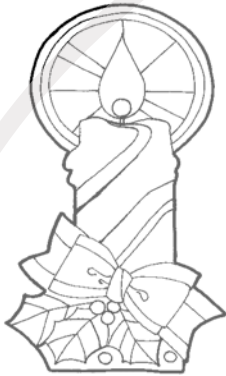
**OFF STAGE: RING A BELL EVERY TIME SOMEONE ENTERS THE STORE THROUGHOUT THE ENTIRE PROGRAM. ASSIGN ONE PERSON IN THE FRONT ROW TO PERFORM THIS TASK.**

## NURSERY



## WHO ARE THESE PEOPLE?

**BIRTH-AGE THREE:** Nursery children bundled in coats, hats and blankets are carried on stage by moms and/or dads dressed in outdoor gear. Use as many participants as available, dividing parts accordingly. If there are two, speak back and forth as if in conversation. If there are more parents and babies, read the parts as assigned. No memorization necessary. (OPTION: Attach speaking parts to the back of brightly colored gift bags.)



PARENT: *(Cheerfully...)* Merry Christmas, Ms. Berry. We're here to get one more gift for grandma. We're in a hurry because it's almost bedtime for baby!

HOLLY: *(Fake Cheer)* Merry Christmas! Come in and look around. I'm certain you will find the perfect gift for grandma.

PARENT: Look! The Nativity Set is still here. We've been wanting to bring the baby to see how real each piece looks. I don't know how you ever managed it.

PARENT: *(Approaching Nativity with baby in arms...)* See the Bethlehem people, darling? Look how they are gazing into the manger to see Baby Jesus. *(Looking into empty manger...)* Oops, I think Holly Berry forgot something. *(Stage whisper to the audience...)* There's no Baby Jesus in this manger!

ALL PARENTS AND BABIES LOOKING INTO MANGER: *(In Unison...)* No Baby Jesus?

PARENT: I'm sure it is an oversight. Look at Mary, (insert your child's name). Doesn't she look like a sweet little mother? I have often wondered how Mary felt placing her newborn boy in a bed of straw. Maybe it was itchy and that's why the baby is missing!

PARENT: *(Looking at Joseph...)* And Joseph, so clueless. What was God thinking to trust His precious Son, Jesus, to these two kids? Can you imagine how Joseph



handled this situation? Little did that young man know how complicated life was going to become after this amazing night in Bethlehem. Maybe that's why the baby is missing!

PARENT: (*Insert baby's name*), Isn't this fun to pretend we're inside God's story? God loved us and sent His Baby Son to earth and that's what we call 'Christmas'!

PARENT: Oh, (*Insert baby's name*), look at the shepherd! He looks like a real person. The shepherds heard the angels message that Jesus was born and ran all the way to Bethlehem where they found Jesus in this manger. (*Loudly, so Holly can hear*) I must admit, the story would be better if there was a Baby Jesus in this manger!

PARENT: (*Counting and pointing....*) One, two, three, four...there seems to be an extra man in this Nativity Set. I've never seen the Innkeeper as part of the scene. He's the guy who came up with the stable idea when no rooms were available in all of Bethlehem.

PARENT: My baby seems to like the angel best. It must be the sparkle in that angel eye! I wonder how happy heaven's messengers were to shout God's message. Angels were watching everything that went on in Bethlehem that night.

PARENT: Oh, oh! I don't think Holly knew what she was doing when she placed these figures. There are two women standing together in the back. How strange. I wonder who they are supposed to be?

PARENT: (*Yawning*) Who cares. It's getting late and we have to get these babies to bed. Tomorrow is Christmas and I have to get the turkey in the oven. Let's go!

PARENT: (*Last one to leave the stage...Looking into manger longingly.*) We're coming. I don't know. The story just isn't the same with an empty manger. All I want for Christmas...Is Jesus.



## PRESCHOOL

### WHERE'S THE BABY?



*Ages 4-5: Students run on stage as the door bell rings announcing their entrance. Dressed in coats, scarves and hats, the children run directly to the empty manger.*

ALL CHILDREN TOGETHER: Where's The Baby? Where's The Baby?

TEACHER: Good day, Ms. Berry. I've brought my Sunday School class to see your Nativity Set. What a beautiful presentation. I thought it would be a great Christmas lesson for these little ones to see what happened in Bethlehem. They have been so excited about seeing Baby Jesus!

HOLLY: *(Quietly...)* You might want to bring them back another time. You see, I forgot to get Baby Jesus. I didn't think anyone would notice. I have ordered a baby but it's Christmas Eve and I don't think Jesus will be arriving on time.

TEACHER: Oh, I see. I think I can explain it to the children. Let me see what I can do. Children! Children! Let's look at this wonderful Nativity Set. Who are the people you see?

**LET CHILDREN NAME EACH FIGURE. IF THEY HAVE TROUBLE IDENTIFYING THE COSTUMED PEOPLE, HELP THEM OUT.**

**MARY-JOSEPH-SHEPHERD-ANGEL-WISE MEN-INNKEEPER AND.....TWO STRANGE LADIES STANDING IN THE BACK!**



TEACHER: Who's missing?

CHILDREN: Baby Jesus!!! Where's Baby Jesus?



TEACHER: Oh my! You noticed that Jesus is not in the manger. Did you really think you would see the Baby today? It's Christmas Eve. Jesus wasn't born until Christmas! He's not here yet!

CHILDREN: Ohhhhhhhhh.....Could we sing Happy Birthday to Jesus anyway?

TEACHER: Let's do it. Our friend, Holly Berry, will enjoy a group of Carolers. Sing it softly, just like we practiced. We'll pretend Baby Jesus is in the manger.

**HAPPY BIRTHDAY, BABY BOY!**

**HAPPY BIRTHDAY, BABY BOY!**

**SLEEP TIGHT IN YOUR MANGER,**

**AND BRING THE WORLD JOY!**

**(TUNE: HAPPY BIRTHDAY SING 2 X)**

TEACHER: Not long ago you were babies snuggled in warm blankets and now you are growing into children who love Jesus with all your heart. This is the first of many Christmases you will remember with love. It's time to go home and get ready for Christmas, Children. Wave and say "Merry Christmas, Ms. Berry!"

CHILDREN: *(Waving....)* Goodbye! Merry Christmas, Ms. Berry!

**EXIT**

HOLLY: *(Waving at the children as they leave....)* Goodbye, children. Merry Christmas!

*(Sniffing....)* I wish that manger was filled. I didn't think anybody would care. After all, it's only a baby.

**EXIT**

**OPTION**

**Special Music**

**Christmas Carol sung by audience.**



# KINDERGARTEN

## SOMETHING'S ABOUT TO HAPPEN

*Dressed in normal clothing (outdoor gear not necessary), Kindergarten students walk on stage and move immediately to the Nativity Set person representing The Innkeeper. They pull him away from the others and stand him in the middle of their little group. Joining hands in a circle like Ring Around The Rosy, the students speak together in a sing song voice.*

*The Innkeeper Nativity Set figure comes to life to tell his story. Students sing "Away In A Manger", no accompaniment needed.*

INNKEEPER: Hey! Wait! Who are you? Where are you taking me?

CHILDREN: *(In unison as they hold hands and swing them with Innkeeper in the middle of the circle.)* Tell us your story! Tell us your story!

INNKEEPER: My story? I have no time for such nonsense. Can't you children see how busy I am? Why, look at that crowd of people over there. They all need food and water and hay! *(Calling offstage...)* More hay!

The only space I had left in my small Bethlehem Inn was the traveler's animal cave. It's warm—I guess. But it's still no place for the birth of a baby. Still that young couple over there grabbed it. They made the cave quite cozy. What a clever idea to turn an animal feed trough into a baby's bed.

CHILDREN: *(Still holding hands around the innkeeper, singing in unison....)*

Away in a manger no crib for a bed.  
The little Lord Jesus lay down His sweet head.  
The stars in the sky looked down where He lay.  
The little Lord Jesus asleep in the hay.





INNKEEPER: *(Sniffing...)* What a nice song. " The little Lord Jesus asleep in the hay". You do realize if I had a private room I would give it to this family? I'm not a bad guy. I'm just overrun with people from many places. Joseph and Mary got here too late in the day and the only spots left were in the courtyard. Nah, that was no place for a baby to be born. The stable is much better.

CHILDREN: *(Still holding hands around the innkeeper, singing in unison...)*

Be near me Lord Jesus, I ask Thee to stay  
Close by me forever and love me I pray.  
Bless all the dear children in Thy tender care,  
And take us to heaven to live with Thee there.

INNKEEPER: I must return to my proper place and time so if you would be kind enough to return me to my spot, I would be eternally grateful. I promise that I will do my best to take care of Mary, Joseph and their baby boy for as long as they remain in Bethlehem. If the baby is indeed my Lord, I will be honored to have a small place in His story.

CHILDREN: *(Speaking In Unison....)*

**Something's about to happen!  
On this night so near and clear.**

**Don't miss out on God's great secret,  
(Loud whisper) The Baby is God's little dear.**

*One child takes the Innkeeper's hand and gently guides him back to his place in the Nativity Set. They wave and call goodbye as they return to their seats. Innkeeper waves silently and resumes his original statue position.*

## CHRISTMAS CAROL O Little Town of Bethlehem

Option: SPECIAL MUSIC



## NARRATOR



**NARRATOR:** Submitted for your approval; It has become clear that the very young among us see Jesus as He really is. Their simple faith is refreshing and even cynical Holly Berry has been touched by their lives. Our story has just begun and Holly is clearly more exhausted than ever.

If I remember correctly, the Bible tells the story of angels approaching unsuspecting shepherds in a field on a dark night. In fact, it was the very night Jesus was born in Bethlehem. I guess it was a birthday party of sorts. That's it! God celebrated with an amazing and grand party that lit up the sky with hosts of angels.

Each angel must have had a personal response to God's Son leaving the Ivory Palaces of Heaven and heading for a dark, dangerous world of sin.

Could it be that real events and dream like events begin to mix when a person becomes more tired than she should? Holly is about to entertain angels unaware. Or, is she? You decide.



## GRADES ONE AND TWO HEAVENLY CUSTOMERS



*Dress students in angel costumes. Long white T-shirts with rope belts, tinsel garland laying in their hair and spray glitter sprayed in their hair, on faces and on the shirts just before performance time will make this group sparkle!*

*Divide speaking parts between the number of students available. To make reading parts appealing while on stage, back them with posterboard cut into huge star shapes (yellow or white) and add glitter. Students hold stars while they speak and that is what the audience sees!*

HOLLY BERRY: *(Alone on stage...)* I feel so tired and lost. My Christmas Eve customers come and go and the only thing they are interested in is this oversized Nativity Set. I haven't made one

Christmas Eve sale! Why did I think having this oversized monstrosity in the middle of my floor was a good idea? Maybe I'll start removing it right now.

*(Yawning....)* Or not! Maybe I should take a nap first. What a holiday. All this fuss over a little baby. I wonder where I put that baby. EXIT

STUDENT #1: *(Coming on stage alone and peeking around the shop and the Nativity Set...)* Hellooo! Hellooo! *(Motion to group....)* The coast is clear. Come in, angel friends! Look at this place. It's filled with Christmas. Humans call it a shop! They put green paper and metal coins on the table and trade it for one of these doo-dads.

STUDENT #2: Awesome! Have you ever seen so many earthly treasures? See how they sparkle and shine on their little ledges.



STUDENT #3: The lights in this shop aren't as bright as Heaven's lights but there is a certain charm in the way they glow.

STUDENT #4: And look over here...in this corner! It's Mary and Joseph and, well...that's odd, there's no Baby Jesus in the manger!

STUDENT #5: Every angel knows there has to be a Baby. Heavenly Father told me so.

STUDENT #6: Well, the rest of the family is here. Look, even God's Christmas angel is here. *(Pull on the angel to wake her up.)*



ANGEL: What took you so long to get here? I've been standing here for a very long time. You won't believe what I heard in Holly Berry's Christmas Shop! She is not a believer in Jesus. She complains all the time about celebrating the birth of a baby. She says, "It's just a baby!"

STUDENT #7: How can we help her?

STUDENT #8: She needs to know Jesus, really know Him for all He is. Her life isn't complete. That's why she is unhappy.

ANGEL: Can I tell you a secret? I know where the baby is for this big Nativity Set. I saw the baby in a box Holly forgot to open. I hope she finds Baby Jesus.

STUDENT #9: Well, what are you waiting for? Tell her where the baby is!

ANGEL: I can't do that. You know she must find Jesus by herself. It's Heavenly Father's plan. "Believe in the Lord Jesus Christ and thou shalt be saved."


### **ANGEL SLOWLY RETURNS TO STATUE POSITION IN NATIVITY SET.**

STUDENT #10: We can't talk to her either. Let's leave her a hint! Everybody...Quick! Put your stars in the empty manger. Maybe she'll get a glimpse of heaven that way!

**ANGELS PLACE THEIR LARGE STARS IN THE MANGER AND ALL ANGELS RUN AWAY, ALL THE WAY BACK THE CENTER AISLE, GIGGLING AND SSH-ING EACH OTHER.**



## STAR OF THE STREET



*This short exchange is between Holly Berry and an anonymous Street person (male or female-any age). Do not memorize.*

HOLLY: *(Walking on stage with broom, to audience....)* Did you hear that? It sounded like bells or chimes or some kind of heavenly laugh! Whew! Just a little longer and I can lock that door and go home.

*(Sweep all the way to the empty manger. Pick up large star.)* What's this? I don't remember stars coming with this Nativity Set. And words are printed on it:

**UNTO YOU IS BORN THIS DAY IN THE CITY OF DAVID,  
THE SAVIOR...CHRIST THE LORD.**

*(Toss star back into manger.)* A customer must have dropped it. It is very realistic looking. Hmm, what were those words? "Unto you is born this day in the City of David, the Savior...Christ the Lord."

I heard there are people who believe Jesus was more than just another nice guy. What if they're right? What if Jesus really grew up to be the Savior of the world?

*Street Person enters the shop. Dress in baggy, shabby clothing.*

STREET PERSON: Good day, Ms. Berry. May I warm myself inside your shop before I continue my journey?

HOLLY: Well, I don't usually allow....oh, okay. Rest a few minutes and be on your way. Don't touch anything!



STREET PERSON: Thank you so much. What a beautiful Nativity Set. You must be a Jesus believer.

HOLLY: No. I put it there to please my customers. Aren't you warm yet?

STREET PERSON: Are you sure you don't believe in Jesus? I see the Christmas star and only a human who **believes** would announce the birth of our Savior, Christ the Lord.

HOLLY: What does it mean to, you know, "believe"?

STREET PERSON: God's Word says, "Trust in the Lord with all your heart and lean not on your own understanding. In all your ways acknowledge Him and He will direct your paths."

HOLLY: Trust in the Lord. I've find it difficult to trust anyone. Life is hard. People are out for themselves. I don't think a baby can change those things.

STREET PERSON: One Baby did change those things. Keep looking and you will discover that Baby will make your life new and exciting.

HOLLY: I lost the Baby to this Nativity Set. It must be here somewhere. Until I find the Baby, Christmas isn't complete. I know that now. Could you use a little money to get you through the day? I have enough for you to get a warm dinner.

STREET PERSON: I'm warm and toasty now. I'll be on my way. Merry Christmas, Holly Berry!

HOLLY: (Following quickly) Hey! How did you know my name?

**BOTH CHARACTERS EXIT**





## GRADES THREE AND FOUR BATHROBES AND SHEPHERDS

*Students dress in pajamas, slippers and bathrobes. They tiptoe on stage, looking around and ss-hh-ing each other. They pull the shepherds away from the Nativity Set. The shepherd immediately comes to life. If you have more than one shepherd, divide the speaking part between the participants.*



SHEPHERD: (*Resisting...*) What are you children doing? I must get back to my place at the stable! Don't you know what is happening? Jesus has been born. The angels announced Him as our promised Messiah. I don't want to miss the action.

STUDENT #1: You won't miss the action. You are part of a very large Nativity Set. You are just standing around collecting dust.

STUDENT #2: Each of us got a bathrobe for Christmas from this Christmas shop. (*Singing—any silly melody...*) "Holly Berry's Bathrobes are the Berry, Berry Best." I saw it myself on TV!

STUDENT #3: We decided to sneak into before the shop closes to check out what you are wearing. I bet all shepherds in Judea wear bathrobes like ours.

STUDENT #4: That's silly. Shepherds don't wear bathrobes. Bathrobes weren't even invented when Jesus was born.

SHEPHERD: What's a bath? I do wear a comfortable robe to keep me cool during the day and warm at night. My mother made it for me but that's not what I want to tell you. I have good news! Listen to this, "Unto you is born this day in the City of David, a Savior...Christ the Lord." Isn't that wonderful news? I ran all the way to Bethlehem to see this baby. By the way, where's the baby?

STUDENT #5: Holly Berry lost the baby. She's looking for Him but so far...no baby!



SHEPHERD: You should have seen the excitement on our hillside. We finished counting the flock before bed. All was quiet and still and then suddenly, this brilliant creature appeared in the midst of us. It was an angel! God's angel!

The angel said, "Glory to God in the Highest and on earth, peace, good will to men."

**THE NATIVITY ANGEL MAY SAY AT THIS POINT:  
Yes! That's what I said!**

SHEPHERD: Suddenly there were dozens...No, hundreds...No, thousands of angels ...singing. Their message knocked us on the ground. They encouraged us to get our Shepherd selves into Bethlehem to see this thing which has come to pass.

STUDENT #6: I knew it! It's true there were real shepherds on a real hillside and real angels telling about Jesus being born! It's more than a funny song!

STUDENT #7: Funny song? What are you talking about? (*Thinking...*) Oh, I remember! That's the funny song we learned about shepherds. Let's try it!

ALL STUDENTS: *SING WITH HUMOR TO THE TUNE: "While Shepherds Watched Their Flocks By Night"*

**While shepherds washed their socks at night, all seated on the ground.  
An angel of the Lord came down and said, "Those socks are mine".  
And said, "Those socks are mine".**

SHEPHERD: (*Laughing...*) You look distinguished in your bathrobes, your singing needs work and I really have to get back to Bethlehem. If you would be so kind, put me back in place..and then, GO HOME! Your parents are probably looking for you!

STUDENT: *Replace shepherd to original place.*

**ALL STUDENTS EXIT QUICKLY!**

**AUDIENCE SINGS "While  
Flocks By Night"**



**Shepherds Watched Their**



## GRADES FIVE AND SIX PERFUME, JEWELRY AND...PETS

*Dress in coats, scarves and mittens. Carry shopping bags and wrapped gifts. Divide individual parts between available participants. Do not memorize.*



STUDENT #1: I'm almost done shopping. I'm looking for the biggest bottle of perfume Holly Berry sells. I want to give my mom the best gift I can afford.

STUDENT #2: I'm shopping for a gold necklace for my sister. We fight all year and this is the only time I can show her how much I really love her.

STUDENT #3: Well, I'm looking for a puppy!

ALL STUDENTS: A puppy!?!

STUDENT #3: Yep, I want a puppy for Christmas. Since no one else will buy one for me, I'm getting it for myself. I'm even going to wrap it and put it under the tree. Where do you think the dog section is?

STUDENT #4: I would re-think that "under the tree" part if I were you. Look! There's a huge Nativity Set over here. Which figures are your favorites?

STUDENT #5: I've always liked the Wise Men. Nativity Sets show one, two or three but there may have been as many as twelve or even more. The Bible never says the exact number of Magi who traveled to see Jesus.

STUDENT #6: Let's get a closer look at the wise men. *(Pull wise men from their spot.)* Pretty classy! Gold, Frankincense and Myrrh. I wonder who thought up those baby gifts.



WISE MAN: I did! These are classy gifts for any child born in the Middle East. People still enjoy receiving gifts of gold in your culture. I'm certain I overheard your friend desiring a golden necklace. Perfumes and spices are worth a year's wages when sold properly in the market place.

STUDENT #3: I still think a puppy is a great gift. Every kid wants a dog.

WISE MAN: We traveled a long way from the east in a caravan filled with camels and donkeys but as far as I know...no puppies or pets of any kind. We did have a star! It was so brilliant that we had to follow it to see where it led. We were thrilled to discover it was shining over the place where the Baby lay.

STUDENT #3: I still say if you want to make a kid happy, give him a puppy. By the way, where *is* Baby Jesus? That's an empty manger.

WISE MAN: He will be here soon. By the time my friends and I arrived, the Child was living in a house with His family. They were in danger from King Herod and his evil henchmen who wanted to kill the boy. Our long journey was worth the effort. We found the Messiah! After we gave our gifts, we went home another way.



STUDENT #7: I've never met a Wise Man before, unless you count my science teacher. He's pretty smart. Say something "wise".

WISE MAN: Hmm, something "wise". It is a good thing if you find Baby Jesus for yourself. Follow the star.

STUDENT #8: I hear someone coming so you better get back where you belong.

WISE MAN: Help me! Place me the way I was when you found me.

STUDENT #8: Places Wise Man in his original position.

**ALL STUDENTS EXIT**  
**CHRISTMAS CAROL: "WE THREE KINGS"**  
**OPTION: SPECIAL MUSIC**



## NARRATOR



NARRATOR: Friends, are you following this interesting scenario? Angels, Shepherds and Wise Men make an appearance in a small American town on a busy, chilly Christmas Eve.

Could it be that time means nothing in God's Kingdom. God comes again and again into the world he created, hoping to break down barriers and open the eyes of unbelieving people.


There have always been those who desire to rob believers of their Christmas joy. They sneak into lives and quietly leave footprints of doubt and smudges of heartbreak as they do their best to deny the truth of Jesus' message.

Is there a way to make exhausted Holly Berry see the importance of the Baby in the manger? What will it take for Holly to wake up and believe in Jesus? Maybe it is already too, too late for poor Holly Berry.



## GRADES SEVEN-NINE

### ROBBERS IN HOLLY BERRY'S STORE!



*Students dress in black slacks, shirts and hats. Carry flashlights, loot bags (pillow cases). Divide parts between available participants. Do not memorize. All student robbers creep down the aisles and onto the stage quietly, flashing lights around the room as they move stealthily.*

STUDENT #1: Okay! The coast is clear. Come in. Whatever you do, be quiet. I think Holly Berry is in the back room.

STUDENT #2: What are we looking for? Can I grab some of the candy?

STUDENT #3: Forget candy. We're after the big stuff. We're here to nab that Nativity Set. Look at the inlaid jewels, the finely carved wood, the superb paint job. Why, they're a work of art. They look like they're alive!

STUDENT #4: Yeah! We can get a lot of money for those figures on Ebay!

STUDENT #5: How do we carry them? They're too big to fit in our bags.

STUDENT #6: Just grab one and run. We'll figure out how to transport them later.

STUDENT #7: *(Tugging at Joseph...)* Wow, this guy's heavy. He won't budge.

JOSEPH: Ouch! Leave me alone. Can't you see I'm taking care of Mary and Baby Jesus? It took days to travel here from Nazareth and I'm not leaving with you or anyone else.

MARY: Don't touch *me!* I just had a baby. I need my rest! And stay away from the manger. Your hands are dirty.





SHEPHERD: We just got here. We're not going anywhere until we see the baby.

WISE MAN: If you are wise, you will go about your business honestly and leave this life of crime.

ANGEL: Do not be afraid! May God be with you. Live your lives for the Lord and do good!

## STUDENTS JUMP BACK IN FEAR!

STUDENT #8: Am I dreaming? Did that Nativity Set just speak to us? Stealing on Christmas Eve suddenly seems like a very bad idea.

STUDENT #9: Whose idea was this anyway? Let's get out of here!

HOLLY: *(Enter. Carrying a broom like a weapon....)* Not so fast! What are you kids doing in my Christmas Shop?

STUDENT #10: N-n-nothing Miss Berry. We were just admiring your very large Nativity Set. Look how each piece shimmers in the light. Did you know they talk? How do you do that?

STUDENT #11: And, you are looking particularly lovely today. We always enjoy visiting your shop. We didn't know you could buy talking Nativity Sets.

HOLLY: You kids have overactive imaginations. Your shopping ensemble is an intriguing combination of winter black, flashlight fab with a touch of pillowcase accessory. I do believe you are here to rob me!

STUDENT #12: Us? We are hurt by your mistaken accusation. You have seriously misjudged us. In fact, we're dedicated Christians just desiring to worship the Lord in your shop on this fine Christmas Eve....in front of your talking Nativity Set.

HOLLY: Uh-huh, like I believe that. I don't know a lot about being a Christian but stealing a life sized Nativity Set...even if it talks.... on Christmas Eve sounds more like theft than worship.

STUDENT #13: We're sorry, Miss Holly. We're so sorry. We'll never do it again. Please don't put us in jail on Christmas Eve. We'll do anything-anything!



HOLLY: Anything? I'll take you up on that offer. I am searching the shop for the missing Baby Jesus. Use your tricky ways to find my missing baby and we'll forget the whole thing.

STUDENT #14: We'll do it. We'll change our ways and never do such a stupid thing again. Thanks for forgiving us so quickly. By any chance does the baby you are looking for cry out loud?

HOLLY: (Shouting...) You! Upstairs. You! Downstairs. You! In the alley. You! In the dumpster. What are you waiting for? Scatter!

**STUDENTS LEAVE BY RUNNING  
BACK THE CENTER AISLE  
AND OUT THE SIDE DOORS.**



PREVIEW PROGRAM ONLY  
NOT FOR USE  
PLEASE PURCHASE



## GRADES TEN-TWELVE GOD'S GRANDMAS!



*Students dress in party clothes. Anything they would enjoy wearing to a dress up Christmas party is appropriate. Divide parts between available participants. Memorization is not necessary. Discuss two strange "grandmas" in the Nativity scene for a delightful digression of what "might have been"!*

STUDENT #1: Miss Berry! Miss Berry! We came to show you our Christmas outfits like we promised!

STUDENT #2: Where is she? I thought she was keeping the shop open later today.

STUDENT #3: Me too. She said we should come before the party at church. (Calling...) Miss Berry! Where are you?

STUDENT #4: Hey! Look over here. Is there something wrong with this Nativity Set or is it my imagination.

STUDENT #5: Looks okay to me. Mary, Joseph, Shepherd, Angel, Wise Men. Yep, everyone's there.

STUDENT #6: Look closer. There seem to be a couple extra figures. Two women standing in the back. They seem to be talking to each other.

STUDENT #7: You're right. I don't remember hearing about two women in the stable. Maybe Miss Berry got the story wrong. Who are they?



*Two women dressed as Holy Land people come to life.*

GRANDMA #1: Who are we? The better question is who are you? You children are dressed so strangely. You'll catch your death of cold.

GRANDMA #2: We belong here. And oh, it's so exciting! Did you see His little toes? And those fingers! Long and slender. I bet He'll play the harp someday.

GRANDMA #1: I'm certain of it. I am captivated by those big, brown eyes and all that curly dark hair. Have you ever seen a baby with so much hair? He's perfect, just perfect! I have been weaving a little blanket for Him.

GRANDMA #2: Now, dear, we must discuss the particulars. I will babysit on Tuesdays and Thursdays. You get Monday and Wednesdays and we'll let Mary and Joseph have Him the rest of the week. I'll need the Sabbath to rest up.

GRANDMA #1: Mary told me the whole story, starting with the day the angel visited her. I have been so frightened for her. A mother can never be too protective of her daughter. And Mary is such a sweet girl. Her father and I were so glad when your Joseph came into her life.

GRANDMA #2: Yes, dear friend. Life tends to take many twists and turns along the way and when we saw your Mary look at our Joseph, his father and I were thrilled as much as when we met years ago.

GRANDMA #1: And now our children are facing such serious challenges. Why would God choose them? They are just ordinary people, doing ordinary things.

GRANDMA #2: When Joseph was small, we dedicated him to the Lord. That hasn't changed and God is using our son in a way we could never have imagined. I'm so proud of both our children...and their baby boy!

GRANDMA #1: And do you know what that makes us?

GRANDMAS #1 AND #2: (To audience...Proudly!) GOD'S GRANDMAS!!!

*Return to statue positions at the back of the Nativity.*



STUDENT #8: I never thought of it that way. Jesus had a real family including grandparents, aunts and uncles, brothers and sisters and maybe even friends His own age.

STUDENT #9: Like us! Going to each others' houses. Eating lunch together. Going to school and sharing homework answers. A real life. The Bethlehem story is more than the story of a baby. It's the story of a real person, Jesus.

STUDENT #10: I don't think Holly Berry is coming any time soon. We're late for the party. Let's get going! Bye God's Grandmas!

*The two women wave cheerfully at the teens and then resume their positions.*

**EXIT**

OPTION  
SING CHRISTMAS CAROL  
SPECIAL MUSIC



# IT'S ALL ABOUT THE BABY!



*Holly Berry enters the sanctuary from the back, carrying a real baby or a baby doll tenderly in her arms. Walk slowly down the aisle. Place the baby in the manger for a moment. Stand back, look and then place the baby in Mary's arms.*

HOLLY: I found Jesus! He was here all the time. How could I have missed him? He was in my shop.

MARY: Thank you, Holly. This Child will change the world. He will change you if you let Him. Trust me dear friend, Christmas is all about the Baby!

HOLLY: I have been trying to live without Jesus in my life but instead of better I become more bitter. I need to live for Jesus who grew up to be my Lord and died to be my Savior. It's hard to believe that this sweet baby will someday become the man everyone hates and kills on a cross.

JOSEPH: You have found the truth about Jesus. Don't fear, Jesus won't stay in the grave. He will have a Resurrection Morning just as God promised.

ANGEL: Believe in the Lord Jesus Christ and you will be saved!

SHEPHERD: Believe the angels, Holly. They positively told us Jesus would be that Child. I heard God's message on the hillside with my own ears. I came to Bethlehem and saw God's Savior of the world with my own eyes!

WISE MAN: *(Softly)* We brought gifts of gold, frankincense and myrrh. Holly Berry, the best gift you can give Him is your heart, your life.

HOLLY: Thank you! I thank all of you. I believe! I knew there was a reason I ordered this Nativity Set. Little did I know my life would be changed in such a wonderful way.





# NATIVITY SET SPEAKS!

*Remain in position in the Nativity Set area.  
Speak clearly so the audience can hear each comment.*



JOSEPH: Do not fear Mary. The Lord will be with us. When the angel came to me in a dream, I trusted God's messenger and made plans to keep you safe. After all, isn't He the one that kept us safe as we journeyed to Bethlehem? I believe.

MARY: You are right, dear husband. Our baby is the most important person right now. From the moment I heard the angel's message that I would carry God's Son, I have felt peace. The night is so still. So silent. I know God will watch over us. I believe.

SHEPHERD: You should have seen God's angels. They were all over the hillside! They spoke! They sang! Jesus is our Messiah! He came to be our Savior! We believe.

WISE MAN: We traveled from the East to give you gifts that will carry you far away from Herod's danger. God must be in this. We believe.

ANGEL: *(Step to center stage to speak with authority.)*

**"For to us a child is born, to us a son is given,  
and the government will be on his shoulders.**

**And He will be called Wonderful Counselor,  
Mighty God, Everlasting Father, Prince of Peace.**

**Of the increase of his government and peace there will be no end.**

**He will reign on David's throne and over his kingdom,  
establishing and upholding it with justice and righteousness  
from that time on and forever."**

Isaiah 9:6, 7



## CONCLUSION



NARRATOR: And so we see in Holly Berry the Hope of all humans, a life changing encounter with the Baby, Jesus. Have you experienced the Bethlehem Baby? Have you proclaimed "All I want for Christmas...Is Jesus"?

*Conclude ALL I WANT FOR CHRISTMAS...IS JESUS with worshipful Christmas Carols and Christmas choruses of your choice.*

Ask the audience to sing one verse of each Carol as a medley.

**Add a candle lighting ceremony  
with all audience members participating.**

Invite the entire group to attend THE BEST GIFT Party immediately following the program in Fellowship Hall.

## CLOSE IN PRAYER

Heavenly Father, ALL I WANT FOR CHRISTMAS has now become all about the Baby...JESUS. Bless the food we are about to eat and watch over our conversation. Thank You for sending Holly Berry into our midst to remind us that Christmas is time to focus on Christ. In Jesus' Name we pray, Amen.


**MERRY CHRISTMAS!  
COME TO THE PARTY!**



## THE BEST GIFT PARTY!

*Assign one small group the responsibility of preparing THE BEST GIFT PARTY. This could be a few men and women hand picked for this purpose or an individual adult Sunday School class.*

Offer delicious desserts, background Christmas music and casual fellowship.



## PREPARATIONS BEFORE PARTY DAY



**MENU:** Plan the menu and prepare a Christmas cake. A pleasant option may be to ask people to bring their favorite Christmas dessert to share with everyone. If this is a Sunday morning event, consider serving a Continental Breakfast complete with doughnuts, orange juice and coffee. Provide a variety of beverages such as coffee, tea and fruit punch.



**Seating:** Decide the best arrangement for seating depending upon the size of the anticipated gathering. Position tables and chairs and serve buffet style with guests standing and moving around the room to chat. Place a few chairs in small circles through out the area for small group conversation.



**Music:** Provide background Christmas music. This could be live music performed by local church musicians or favorite CD performances.





**Centerpieces:** Cover tables as desired. Christmas centerpieces should be featured on each table. Wrap a fancy gift for each table. A tag on the gift reads: JESUS IS THE BEST GIFT. Combine this with a poinsettia, candles and pieces of Nativity sets loaned by church members.

## PREPARATIONS ON PARTY DAY

Decorate the serving table and guest tables. Plug in the coffee pot and put tea water on to boil while the program is in progress. Set out desserts, cream and sugar. Make your favorite Christmas Punch and place on a nearby serving table.

## DURING THE PARTY

Assign people to cut and serve desserts, pour beverages and refill creamers and sugar bowls as needed. Greet guests cordially as they come through the serving line. Move about the group to be sure everyone feels welcome. Find seats for those who may not be familiar with your church. Introduce people. Enjoy the program participants as they mingle still dressed in costume.

## AFTER THE PARTY

Don't forget! THE BEST GIFT PARTY is not over until clean up is complete. Ask everyone to help with dishes, removing tables and chairs and sweeping the area clean.

**GO HOME KNOWING YOU HAVE BEEN  
A GOOD AND FAITHFUL SERVANT.  
MAYBE THE NATIVITY SET  
WILL COME TO LIFE FOR YOU TOO!**

