NOTE:
1. ALL CABLE LENGTH TOLERANCE TO BE ±50
2. HI-POT: 1200VAC/1 sec., 2mA

REV	DESCRIPTION	DATE	APPROVE
P1	PRELIMINARY	12/10/26	YJW

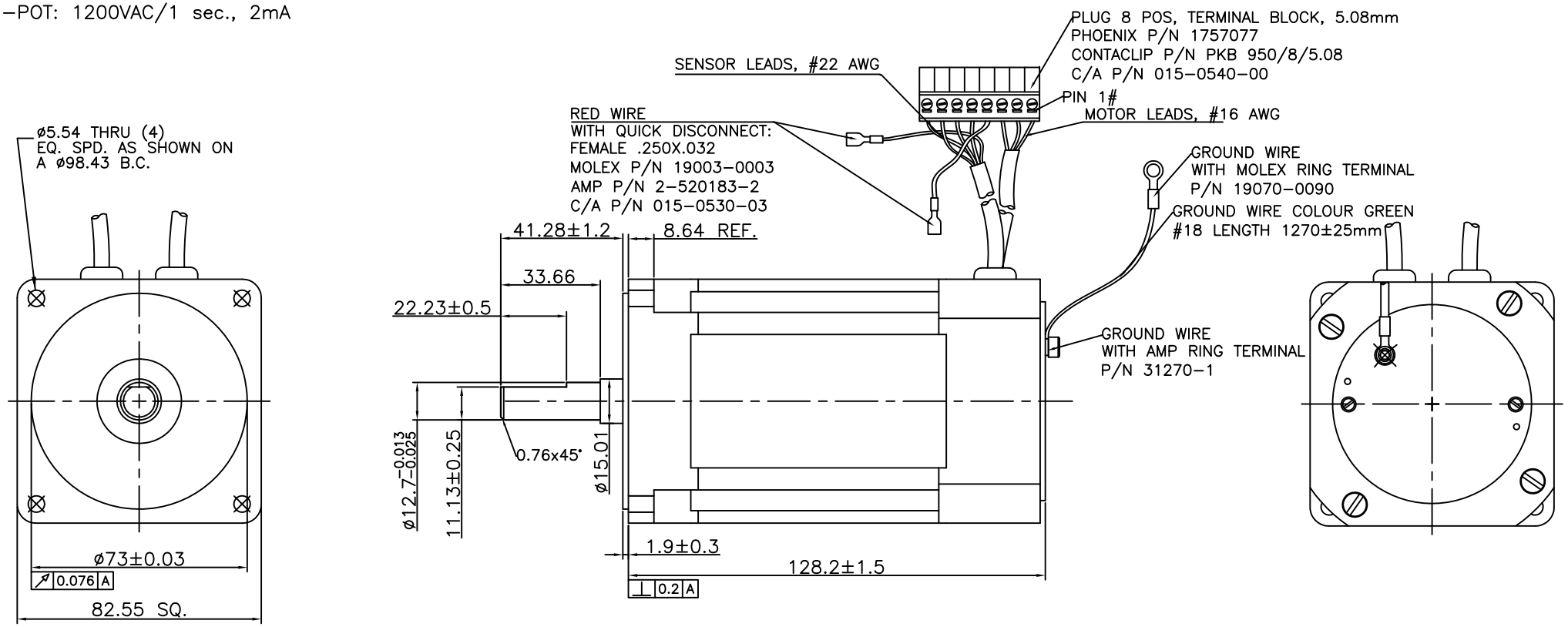

MOTOR PARAMETERS @25°C			
	TOL.	UNITS	VALUE
MAX. OPERATING SPEED (Snl)	MAX.	R.P.M.	6000
CONTINUOUS TORQUE (Tc)	MAX.	Nm	1.75
PEAK TORQUE (Tp)	MAX.	Nm	5.25
TORQUE SENSITIVITY (Kt)	±10%	Nm/AMPS	0.15
BACK EMF CONSTANT (Ke) (L-L, D.C.)	±10%	V/K R.P.M.	16.6
D.C. RESISTANCE (Rt) (L-L)	±10%	OHMS	0.25
INDUCTANCE (L) (L-L)	±15%	mH	1.08
ROTOR INERTIA (Ja)	NOM.	N-cm-SEC^2	0.02
FRICTION TORQUE (Tf)	NOM.	Nm	0.078
DAMPING TORQUE (Td)	NOM.	Nm/KRPM	0.008
WINDING TEMPERATURE	MAX.	°C	125
WEIGHT	NOM.	Kg	3.54

TIMING DIAGRAM

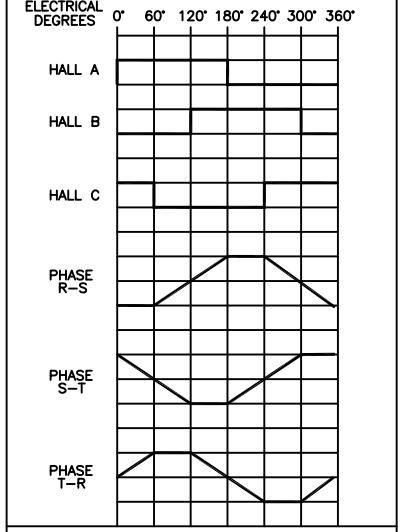

ROTATION: CLOCKWISE AS VIEWED FROM SHAFT END.

MOTOR WINDING CONFIGURATION

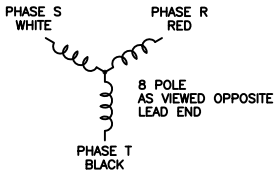

CONNECTIOR CHART				
	PIN	COLOR	FUNCTION	CABLE LENGTH
MOTOR	6	RED	PHASE R	813mm
	7	WHITE	PHASE S	813mm
	8	BLACK	PHASE T	813mm
SENSOR	1	ORANGE	HALL A	813mm
	2	WHITE	HALL B	813mm
	3	YELLOW	HALL C	813mm
	4	RED	+5 VDC	2x229mm
	5	BLACK	GROUND	813mm

NOTE: THIS DRAWING HAS BEEN CREATED BY AUTOCAD. MANUAL REVISIONS ARE NOT ALLOWED.

MATERIAL	TOLERANCE ON DECIMAL: X±0.5 XX±0.25 XXX±0.13 ANGLE:±1° UNLESS OTHERWISE SPECIFIED				
DRAWN XXX	CHECKED	APPROVED – DATE	FILENAME	DATE XX/XX/XX	SCALE N/A

Exmek

BLS DC MOTOR

MB082GA5XX

SHEET 1/1

THIS DRAWING AND THE INFORMATION DISCLOSED HEREIN ARE PROPRIETARY DATA OF EXMEK ELECTRIC CO. LTD., AND IS TO BE IMMEDIATELY RETURNED UPON REQUEST. REPRODUCTION OF THIS DRAWING OR THE INFORMATION CONTAINED HEREIN IS PROHIBITED CONTAINED HEREIN IS PROHIBITED WITHOUT THE EXPRESSED WRITTEN APPROVAL OF EXMEK.