
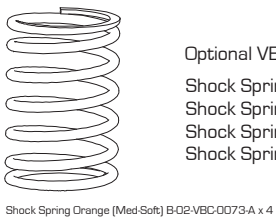
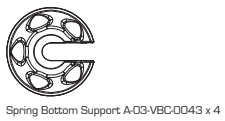
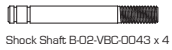
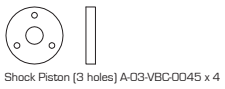
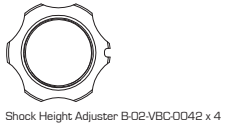


Oil Shocks Assembly

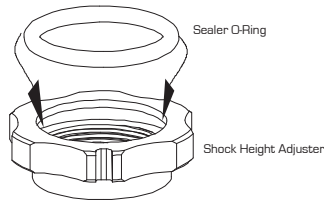


1

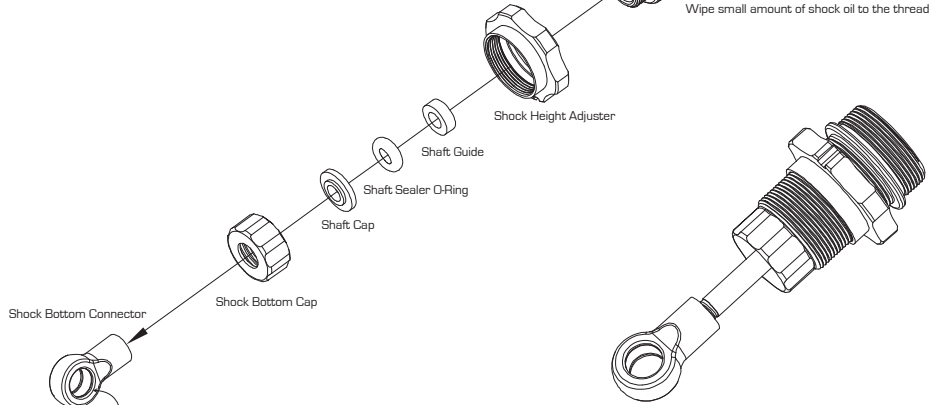


Optional VBC Racing Shock Springs:

- Shock Spring Green SOFT B-02-VBC-0073-D
- Shock Spring Orange MED-SOFT B-02-VBC-0073-A
- Shock Spring Red MED-HARD B-02-VBC-0073-C
- Shock Spring White HARD B-02-VBC-0073-B



Insert Sealer O-Ring inside the Shock Height Adjuster groove

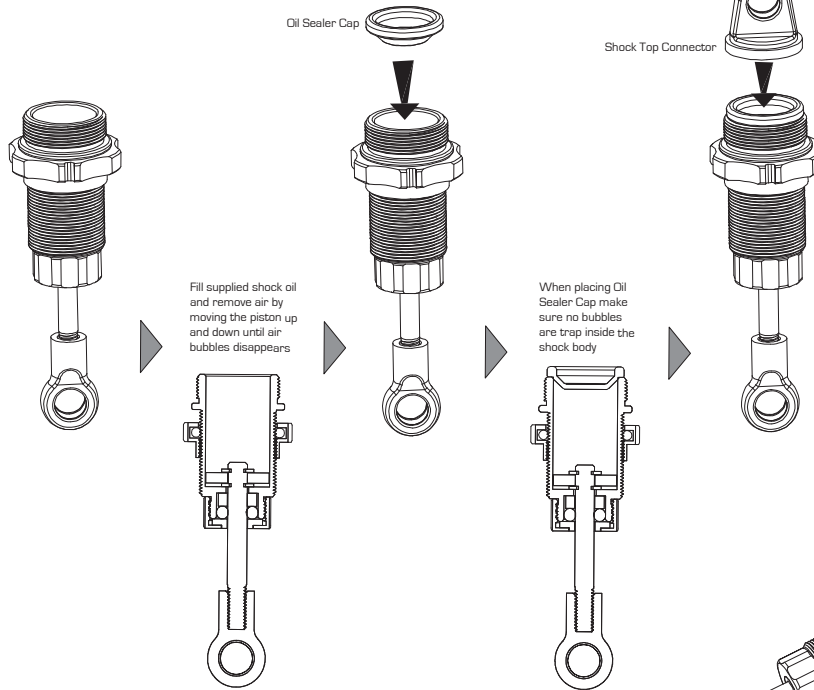


Note the double ring face to ball connector

Wipe small amount of shock oil to the thread

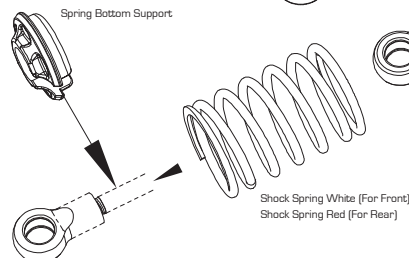
Make sure the shock shaft can move up and down freely

2



Fill supplied shock oil and remove air by moving the piston up and down until air bubbles disappears

When placing Oil Sealer Cap make sure no bubbles are trap inside the shock body



Spring Bottom Support

Shock Spring White (For Front)
Shock Spring Red (For Rear)

Note the double ring face to ball connector