

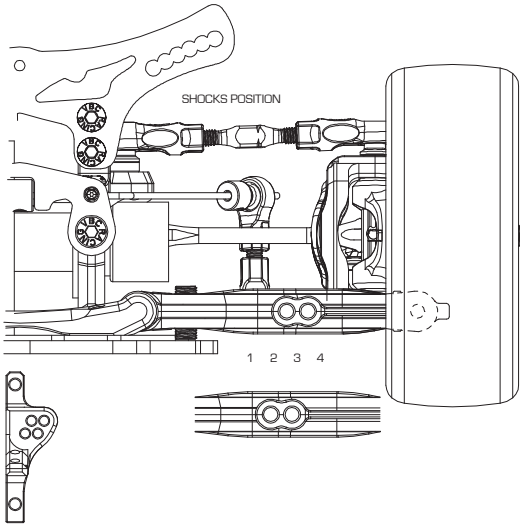
WILDFIRE

1/10 4WD ELECTRIC COMPETITION TOURING CAR KIT



DRIVER _____	DATE _____
TRACK NAME _____	RESULT _____
TRACK SURFACE _____	GRIP CONDITION HI MED LOW
HUMIDITY _____	TRACK TEMP _____

SETUP SHEET



FRONT

GROUND CLEARANCE mm REBOUND mm

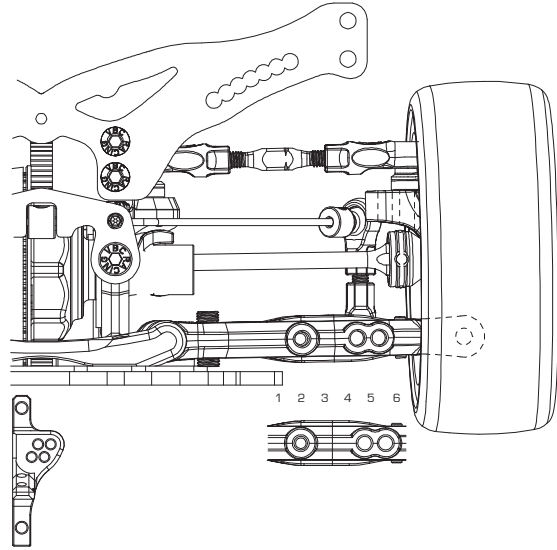
CAMBER ANGLE ° TOE ANGLE °

CASTER BLOCK ° FRONT DRIVE DIFF (OIL) DIRECT

STABILIZER 1.2 1.3 1.4 WHEEL SPACER mm

FRONT SUSPENSION MOUNT SHIM mm REAR SUSPENSION MOUNT SHIM mm

FRONT SUSPENSION MOUNT REAR SUSPENSION MOUNT



REAR

GROUND CLEARANCE mm REBOUND mm

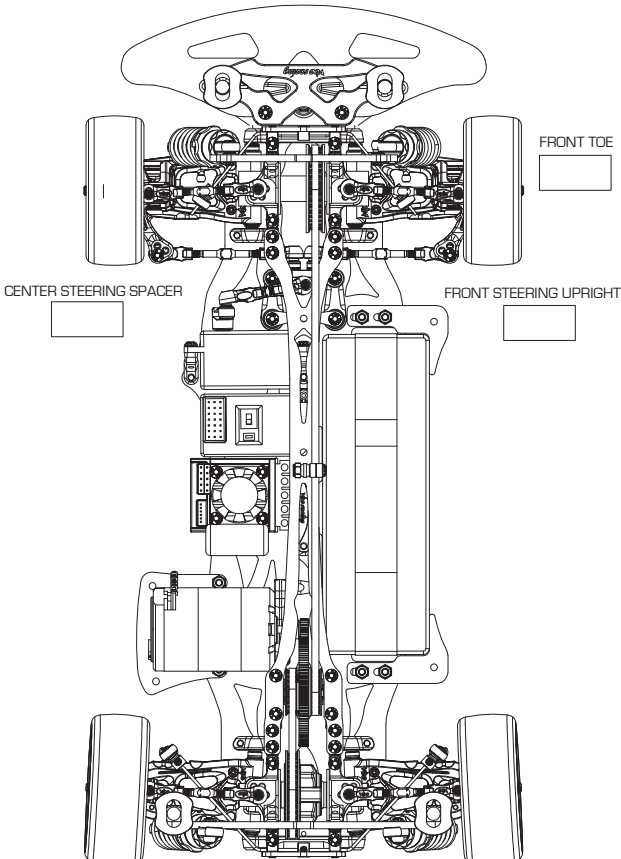
CAMBER ANGLE ° TOE ANGLE °

CASTER BLOCK ° FRONT DRIVE DIFF (OIL) DIRECT

STABILIZER 1.2 1.3 1.4 WHEEL SPACER mm

FRONT SUSPENSION MOUNT SHIM mm REAR SUSPENSION MOUNT SHIM mm

FRONT SUSPENSION MOUNT REAR SUSPENSION MOUNT



FRONT

SHOCK LENGTH _____

PISTON 1 2 3 hole(s) _____

OIL _____

SPRING _____



REAR

SHOCK LENGTH _____

PISTON 1 2 3 hole(s) _____

OIL _____

SPRING _____

MOTOR _____ SPUR _____ PINION _____

TIRE _____ TIRE INSERT _____ WHEEL _____

TIRE ADDICTIVE _____ BODY _____ BATTERY _____

REMARKS _____
